**Lake Powell Pipeline Project**
**FERC Request for Clarification Schedule A – Item 1**

**Exhibit E**
***Water Resources***

**1. In section 5.3.4.1.5, you refer the reader to a comprehensive description of Lake Powell's water quality that is presented in *Technical Memorandum 5.13: A Review of Water Quality and Treatment Issues*. Please file electronic copies of this publication. Unless already included in the technical memorandum, please describe the vertical profile of water temperature and dissolved oxygen within Lake Powell and the forebay area of Glen Canyon dam, including how the parameters vary during the year.**

**Also, please identify the collection location of the water quality data presented in tables 5-65 and 5-69, how the data were collected, and how the measurements were summarized (minimum, mean, or median, for example).**

**UBWR Response:**

Technical Memorandum 5.13A: Review of Water Quality and Treatment Issues (PDF file, Final Draft) is included with the filing in response to FERC's Request for Clarification, Schedule A, Item 1. The requested vertical profiles of water temperature and dissolved oxygen within Lake Powell and the Glen Canyon Dam forebay area are not specifically addressed in Technical Memorandum 5.13A.

Table 2-1 summarizes U.S. Bureau of Reclamation (Reclamation) water quality data consisting of approximate monthly water temperature and dissolved oxygen concentration in vertical profiles within the Glen Canyon Dam forebay from two one-year-plus periods, where the Lake Powell Pipeline (LPP) water would be withdrawn. The water quality data and accompanying graphs of water temperature and dissolved oxygen concentration plots showing the vertical profiles of each are attached to this PDF file:

- Reclamation Glen Canyon Dam Forebay Temperature and Dissolved Oxygen Data November 2000 to December 2001
- Reclamation Glen Canyon Dam Forebay Temperature and Dissolved Oxygen Data June 2014 to August 2015

The two water quality data periods represent November 2000 through December 2001, and June 2014 through August 2015. These data periods were selected for demonstration of the water temperature and dissolved oxygen concentration data because they include data collected for the most consecutive months during the past 16 years, they demonstrate seasonal variations during the year, and they represent average water quality conditions in the Glen Canyon Dam forebay (Lake Powell) where the LPP project water would be diverted. The top 30 meters (approximately the top 100 feet of the water column) is indicated in each of the plots of vertical profiles of water temperature and dissolved oxygen concentration because this represents the water that would be diverted from the forebay into the LPP Water Intake System tunnels. These data periods also

demonstrate similar vertical profiles for dissolved oxygen concentrations and water temperature between the two data sets during the same months.

The summary of the dissolved oxygen concentration and water temperature data in Table 2-1 shows the ranges of recorded data within the top 100 feet of the water surface, which also represents the portion of the Glen Canyon Dam forebay water column that would be diverted into the LPP via the Water Intake System tunnels. All of the data summarized in Table 2-1 meet the Arizona dissolved oxygen concentration water quality standard of 7.0 mg/L in the top one meter, except for one month (November 2014). All of the data summarized in Table 2-1 would meet the Utah dissolved oxygen concentration water quality standard of 5.0 mg/L for early life stages, within the top 10 meters. All of the Glen Canyon Dam forebay water temperature data in Table 2-1 would meet the Utah water quality standard of less than 27 degrees C, except three months (August 2014 in the top one meter, June 2015 in the top 1.5 meter, and August 2015 in the top 0.5 meter).

The two attached files show the dissolved oxygen concentration and water temperature data collected by Reclamation in the Glen Canyon Dam forebay during two one-year-plus periods. The Glen Canyon Dam forebay (Lake Powell) exhibits partial meromictic thermal stratification in the data presented for the two similar periods. The top 30 to 50 meters (epilimnion) demonstrate a water temperature profile that changes seasonally, and generally reflects the spring runoff inflow water temperatures and incident solar radiation effects during the summer and fall months. In the hypolimnion, the water temperature generally remains much colder and a definite thermocline from the epilimnion, with no seasonal mixing or turnover, and corresponds to higher total dissolved solids (TDS) concentrations (approximately 550 mg/L). The thermocline appears to correspond to a weak chemocline, with lower TDS concentrations (approximately 430 mg/L) in the epilimnion. The dissolved oxygen concentrations demonstrate metalimnetic maxima with positive heterograde curves during the summer months which are at or extend above saturation. Metalimnetic oxygen minima with a negative heterograde curve can occur in the autumn months as shown in data and curves from the two one-year-plus periods. Dissolved oxygen concentrations generally decrease in the hypolimnion during the winter and early spring months, with a clinograde curve indicating oxidation of organic materials deeper in the forebay. Dissolved oxygen concentrations in the hypolimnion generally increase during the snowmelt runoff period.

The water quality data presented in Tables 5-65 and 5-69 of the License Application (Exhibit E) were collected from the Glen Canyon Dam outlet penstock, from which the City of Page diverts water for its 2 MGD water treatment plant. The water quality data are summarized as mean values for each parameter, and the summary data presented in Tables 5-65 and 5-69 are ranges of mean values.

**Table 2-1**
**USBR Glen Canyon Dam Forebay (Lake Powell) Water Quality Data Summary**
**Range of Temperature and Dissolved Oxygen Conditions, Top 100 Feet**

| Date | Temperature Range (degrees C) | Dissolved Oxygen Concentration Range (mg/L) |
|---|---|---|
| **November 2000 to December 2001** | | |
| 110800 | 15.6 to 15.8 | 7.9 to 7.9 |
| 112700 | 12.4 to 12.4 | 7.7 to 7.7 |
| 120800 | 11.8 to 11.8 | 8.0 to 8.1 |
| 011901 | 9.0 to 9.2 | 7.7 to 8.5 |
| 021501 | 8.3 to 8.6 | 8.7 to 9.0 |
| 030401 | 8.5 to 10.4 | 8.8 to 9.7 |
| 041701 | 8.8 to 14.8 | 7.8 to 9.8 |
| 050801 | 9.6 to 17.7 | 8.0 to 9.4 |
| 060201 | 10.3 to 22.4 | 8.3 to 10.2 |
| 072401 | 11.9 to 26.1 | 7.4 to 9.9 |
| 072601 | 12.0 to 26.5 | 7.5 to 10.0 |
| 082201 | 12.0 to 26.8 | 7.1 to 9.5 |
| 091101 | 12.3 to 24.5 | 6.5 to 7.9 |
| 101601 | 12.7 to 20.5 | 6.0 to 7.8 |
| 112901 | 13.7 to 13.7 | 7.4 to 7.6 |
| 121701 | 11.2 to 11.3 | 8.1 to 8.2 |
| **June 2014 to August 2015** | | |
| 060614 | 10.2 to 22.9 | 8.5 to 13.0 |
| 071514 | 15.2 to 26.7 | 7.9 to 10.9 |
| 080114 | 16.4 to 27.4 | 5.6 to 9.4 |
| 090414 | 17.3 to 25.7 | 4.1 to 9.0 |
| 101014 | 17.9 to 23.0 | 3.2 to 8.3 |
| 110714 | 18.6 to 19.1 | 6.3 to 7.4 |
| 121014 | 14.6 to 14.6 | 8.0 to 8.2 |
| 121614 | 13.9 to 14.0 | 8.3 to 8.5 |
| 012215 | 10.3 to 10.4 | 9.5 to 9.7 |
| 022015 | 9.9 to 10.9 | 7.5 to 9.7 |
| 031215 | 10.0 to 12.1 | 7.5 to 9.6 |
| 040915 | 9.1 to 11.2 | 8.2 to 10.2 |
| 051215 | 9.0 to 16.8 | 9.4 to 10.7 |
| 062615 | 12.6 to 27.4 | 7.9 to 10.4 |
| 080415 | 16.5 to 27.2 | 5.4 to 7.7 |

**Lake Powell Pipeline Project**
**FERC Request for Clarification Schedule A – Item 1**

# Reclamation Glen Canyon Dam Forebay Temperature and Dissolved Oxygen Data November 2000 to December 2001

| Date | Depth (m) | T °C | DO mg/L | Depth (m) |
|---|---|---|---|---|
| 8-Nov-00 | 0.0 | 15.75 | 7.93 | 0.0 |
| 8-Nov-00 | 0.1 | 15.75 | 7.93 | 0.1 |
| 8-Nov-00 | 1.0 | 15.74 | 7.91 | 1.0 |
| 8-Nov-00 | 2.3 | 15.73 | 7.92 | 2.3 |
| 8-Nov-00 | 3.8 | 15.72 | 7.93 | 3.8 |
| 8-Nov-00 | 5.2 | 15.71 | 7.93 | 5.2 |
| 8-Nov-00 | 8.0 | 15.69 | 7.93 | 8.0 |
| 8-Nov-00 | 10.8 | 15.67 | 7.94 | 10.8 |
| 8-Nov-00 | 15.1 | 15.66 | 7.94 | 15.1 |
| 8-Nov-00 | 19.3 | 15.66 | 7.93 | 19.3 |
| 8-Nov-00 | 23.5 | 15.65 | 7.94 | 23.5 |
| 8-Nov-00 | 27.5 | 15.60 | 7.9 | 27.5 |
| 8-Nov-00 | 30.3 | 15.56 | 7.88 | 30.3 |
| 8-Nov-00 | 33.0 | 15.52 | 7.82 | 33.0 |
| 8-Nov-00 | 34.3 | 15.28 | 7.53 | 34.3 |
| 8-Nov-00 | 35.7 | 15.09 | 7.32 | 35.7 |
| 8-Nov-00 | 36.2 | 14.79 | 7.03 | 36.2 |
| 8-Nov-00 | 36.7 | 13.81 | 6.16 | 36.7 |
| 8-Nov-00 | 37.9 | 12.11 | 5.21 | 37.9 |
| 8-Nov-00 | 39.4 | 11.68 | 5.24 | 39.4 |
| 8-Nov-00 | 40.6 | 11.47 | 5.36 | 40.6 |
| 8-Nov-00 | 41.9 | 11.25 | 5.61 | 41.9 |
| 8-Nov-00 | 43.3 | 11.08 | 5.71 | 43.3 |
| 8-Nov-00 | 44.6 | 10.95 | 5.77 | 44.6 |
| 8-Nov-00 | 45.9 | 10.89 | 5.77 | 45.9 |
| 8-Nov-00 | 47.3 | 10.81 | 5.85 | 47.3 |
| 8-Nov-00 | 50.1 | 10.54 | 6.21 | 50.1 |
| 8-Nov-00 | 52.8 | 10.26 | 6.54 | 52.8 |
| 8-Nov-00 | 55.6 | 10.18 | 6.64 | 55.6 |
| 8-Nov-00 | 58.2 | 10.02 | 6.77 | 58.2 |
| 8-Nov-00 | 60.8 | 9.82 | 6.89 | 60.8 |
| 8-Nov-00 | 62.2 | 9.75 | 6.91 | 62.2 |
| 8-Nov-00 | 62.8 | 9.74 | 6.91 | 62.8 |
| 8-Nov-00 | 64.0 | 9.63 | 6.93 | 64.0 |
| 8-Nov-00 | 65.2 | 9.55 | 6.89 | 65.2 |
| 8-Nov-00 | 65.3 | 9.55 | 6.89 | 65.3 |
| 8-Nov-00 | 66.8 | 9.45 | 6.86 | 66.8 |
| 8-Nov-00 | 69.4 | 9.21 | 6.79 | 69.4 |
| 8-Nov-00 | 70.8 | 9.06 | 6.72 | 70.8 |
| 8-Nov-00 | 73.4 | 8.81 | 6.64 | 73.4 |
| 8-Nov-00 | 76.0 | 8.64 | 6.45 | 76.0 |
| 8-Nov-00 | 78.6 | 8.56 | 6.3 | 78.6 |
| 8-Nov-00 | 81.3 | 8.49 | 6.12 | 81.3 |
| 8-Nov-00 | 83.9 | 8.47 | 6.09 | 83.9 |
| 8-Nov-00 | 86.6 | 8.39 | 5.79 | 86.6 |
| 8-Nov-00 | 89.3 | 8.34 | 5.69 | 89.3 |

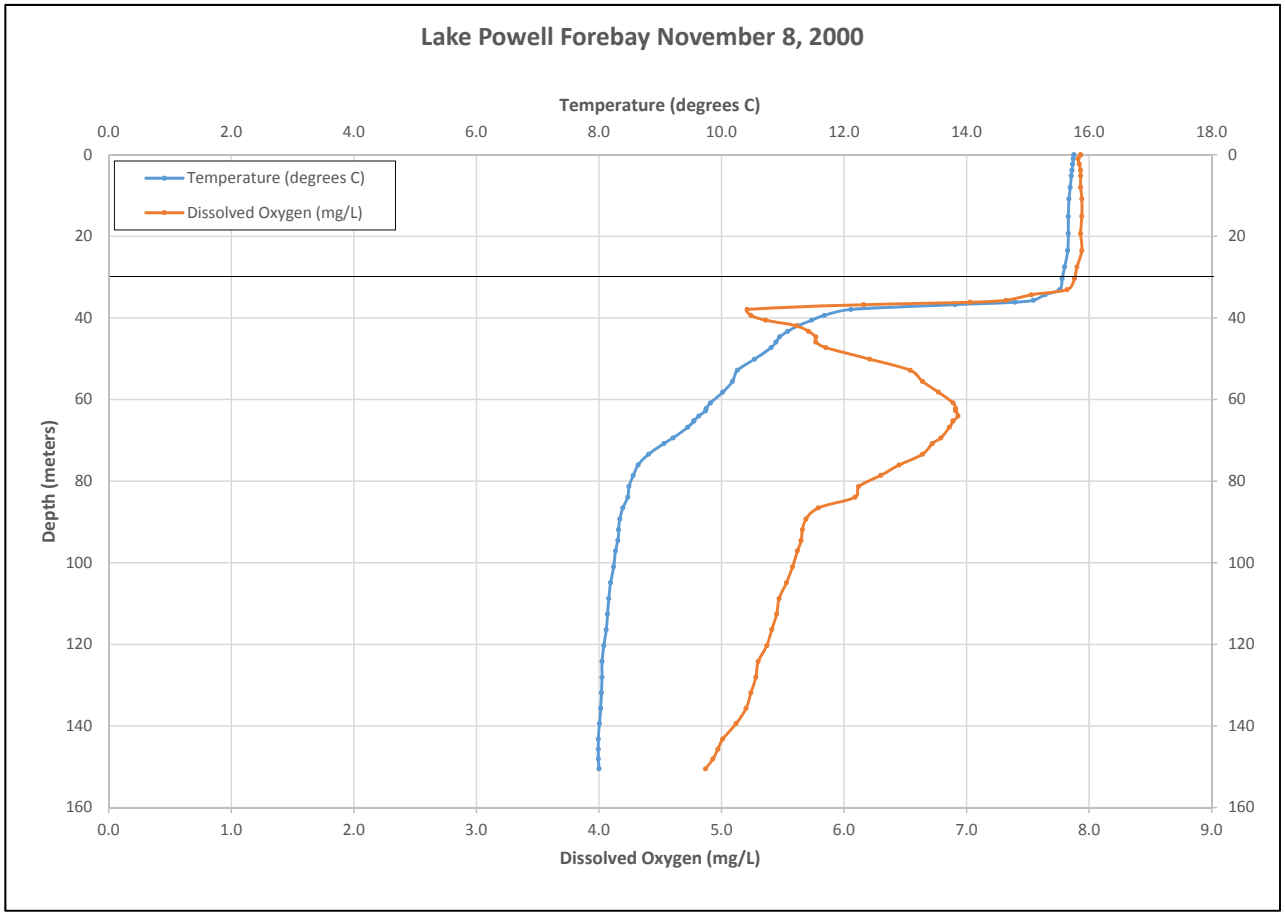


| Depth (m) | DO (mg/L) | Temp. (°C) |
|---|---|---|
| 0 to 30 | 7.9 to 7.9 | 15.6 to 15.8 |

| | | | | |
|---|---|---|---|---|
| 8-Nov-00 | 91.9 | 8.32 | 5.66 | 91.9 |
| 8-Nov-00 | 94.6 | 8.31 | 5.65 | 94.6 |
| 8-Nov-00 | 97.1 | 8.27 | 5.62 | 97.1 |
| 8-Nov-00 | 101.0 | 8.24 | 5.58 | 101.0 |
| 8-Nov-00 | 104.9 | 8.19 | 5.53 | 104.9 |
| 8-Nov-00 | 108.8 | 8.16 | 5.47 | 108.8 |
| 8-Nov-00 | 112.6 | 8.14 | 5.45 | 112.6 |
| 8-Nov-00 | 116.4 | 8.12 | 5.41 | 116.4 |
| 8-Nov-00 | 120.3 | 8.08 | 5.37 | 120.3 |
| 8-Nov-00 | 124.2 | 8.05 | 5.3 | 124.2 |
| 8-Nov-00 | 128.1 | 8.05 | 5.28 | 128.1 |
| 8-Nov-00 | 131.9 | 8.04 | 5.24 | 131.9 |
| 8-Nov-00 | 135.7 | 8.03 | 5.2 | 135.7 |
| 8-Nov-00 | 139.4 | 8.01 | 5.12 | 139.4 |
| 8-Nov-00 | 143.2 | 7.99 | 5.01 | 143.2 |
| 8-Nov-00 | 145.7 | 7.99 | 4.97 | 145.7 |
| 8-Nov-00 | 148.1 | 7.99 | 4.93 | 148.1 |
| 8-Nov-00 | 150.5 | 8.00 | 4.87 | 150.5 |

| Date | Depth (m) | T °C | DO mg/L | Depth (m) |
|---|---|---|---|---|
| 27-Nov-00 | 0.0 | 12.42 | 7.68 | 0.0 |
| 27-Nov-00 | 0.1 | 12.42 | 7.68 | 0.1 |
| 27-Nov-00 | 1.0 | 12.43 | 7.67 | 1.0 |
| 27-Nov-00 | 2.3 | 12.44 | 7.67 | 2.3 |
| 27-Nov-00 | 3.9 | 12.44 | 7.66 | 3.9 |
| 27-Nov-00 | 6.6 | 12.44 | 7.67 | 6.6 |
| 27-Nov-00 | 8.2 | 12.42 | 7.68 | 8.2 |
| 27-Nov-00 | 11.0 | 12.43 | 7.67 | 11.0 |
| 27-Nov-00 | 15.2 | 12.42 | 7.67 | 15.2 |
| 27-Nov-00 | 18.0 | 12.42 | 7.66 | 18.0 |
| 27-Nov-00 | 22.2 | 12.41 | 7.65 | 22.2 |
| 27-Nov-00 | 26.3 | 12.42 | 7.66 | 26.3 |
| 27-Nov-00 | 30.4 | 12.42 | 7.65 | 30.4 |
| 27-Nov-00 | 34.4 | 12.42 | 7.64 | 34.4 |
| 27-Nov-00 | 38.5 | 12.42 | 7.64 | 38.5 |
| 27-Nov-00 | 42.7 | 12.37 | 7.66 | 42.7 |
| 27-Nov-00 | 46.8 | 12.36 | 7.67 | 46.8 |
| 27-Nov-00 | 49.5 | 12.32 | 7.53 | 49.5 |
| 27-Nov-00 | 50.9 | 12.16 | 7.28 | 50.9 |
| 27-Nov-00 | 51.8 | 11.25 | 6.07 | 51.8 |
| 27-Nov-00 | 52.8 | 10.88 | 5.62 | 52.8 |
| 27-Nov-00 | 54.2 | 10.43 | 5.25 | 54.2 |
| 27-Nov-00 | 55.2 | 10.28 | 5.36 | 55.2 |
| 27-Nov-00 | 56.4 | 10.15 | 5.52 | 56.4 |
| 27-Nov-00 | 57.8 | 10.03 | 5.68 | 57.8 |
| 27-Nov-00 | 59.1 | 9.83 | 5.83 | 59.1 |
| 27-Nov-00 | 60.4 | 9.74 | 5.93 | 60.4 |
| 27-Nov-00 | 62.0 | 9.68 | 5.99 | 62.0 |
| 27-Nov-00 | 62.9 | 9.57 | 6.03 | 62.9 |
| 27-Nov-00 | 64.0 | 9.54 | 6.03 | 64.0 |
| 27-Nov-00 | 66.7 | 9.37 | 6 | 66.7 |
| 27-Nov-00 | 69.3 | 9.06 | 5.91 | 69.3 |
| 27-Nov-00 | 71.9 | 8.86 | 5.82 | 71.9 |
| 27-Nov-00 | 75.9 | 8.59 | 5.6 | 75.9 |
| 27-Nov-00 | 80.0 | 8.52 | 5.6 | 80.0 |
| 27-Nov-00 | 82.7 | 8.47 | 5.66 | 82.7 |
| 27-Nov-00 | 86.6 | 8.44 | 5.49 | 86.6 |
| 27-Nov-00 | 90.6 | 8.38 | 5.38 | 90.6 |
| 27-Nov-00 | 94.7 | 8.31 | 5.35 | 94.7 |
| 27-Nov-00 | 98.5 | 8.26 | 5.33 | 98.5 |
| 27-Nov-00 | 102.4 | 8.22 | 5.29 | 102.4 |
| 27-Nov-00 | 105.9 | 8.20 | 5.29 | 105.9 |
| 27-Nov-00 | 109.7 | 8.15 | 5.3 | 109.7 |
| 27-Nov-00 | 113.7 | 8.12 | 5.28 | 113.7 |
| 27-Nov-00 | 117.5 | 8.09 | 5.26 | 117.5 |
| 27-Nov-00 | 121.5 | 8.06 | 5.13 | 121.5 |

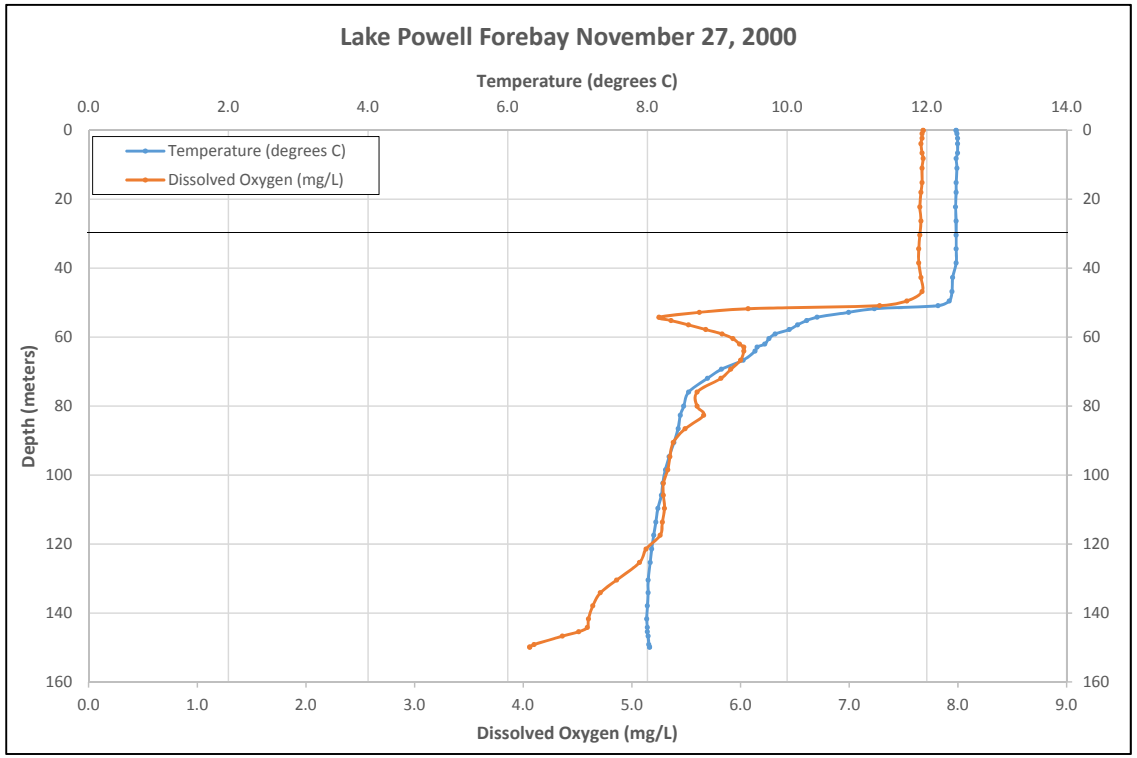


| Depth (m) | DO (mg/L) | Temp. (°C) |
|---|---|---|
| 0 to 30 | 7.7 to 7.7 | 12.4 to 12.4 |

| | | | | |
|---|---|---|---|---|
| 27-Nov-00 | 125.4 | 8.04 | 5.07 | 125.4 |
| 27-Nov-00 | 130.4 | 8.01 | 4.86 | 130.4 |
| 27-Nov-00 | 134.1 | 8.01 | 4.71 | 134.1 |
| 27-Nov-00 | 137.9 | 8.00 | 4.64 | 137.9 |
| 27-Nov-00 | 141.7 | 7.99 | 4.6 | 141.7 |
| 27-Nov-00 | 144.2 | 8.00 | 4.59 | 144.2 |
| 27-Nov-00 | 145.4 | 8.00 | 4.51 | 145.4 |
| 27-Nov-00 | 146.7 | 8.01 | 4.36 | 146.7 |
| 27-Nov-00 | 149.1 | 8.02 | 4.1 | 149.1 |
| 27-Nov-00 | 149.8 | 8.03 | 4.06 | 149.8 |
| 27-Nov-00 | 149.9 | 8.03 | 4.06 | 149.9 |

| Date | Depth (m) | T °C | DO mg/L | Depth (m) |
|---|---|---|---|---|
| 8-Dec-00 | 0.0 | 11.79 | 8.1 | 0.0 |
| 8-Dec-00 | 0.1 | 11.79 | 8.1 | 0.1 |
| 8-Dec-00 | 1.1 | 11.81 | 8.09 | 1.1 |
| 8-Dec-00 | 2.5 | 11.79 | 8.09 | 2.5 |
| 8-Dec-00 | 5.3 | 11.80 | 8.07 | 5.3 |
| 8-Dec-00 | 9.5 | 11.80 | 8.06 | 9.5 |
| 8-Dec-00 | 13.6 | 11.79 | 8.06 | 13.6 |
| 8-Dec-00 | 17.9 | 11.79 | 8.05 | 17.9 |
| 8-Dec-00 | 22.1 | 11.78 | 8.04 | 22.1 |
| 8-Dec-00 | 26.2 | 11.78 | 8.03 | 26.2 |
| 8-Dec-00 | 30.2 | 11.78 | 8.02 | 30.2 |
| 8-Dec-00 | 34.1 | 11.78 | 8.01 | 34.1 |
| 8-Dec-00 | 38.1 | 11.76 | 8 | 38.1 |
| 8-Dec-00 | 42.0 | 11.76 | 7.97 | 42.0 |
| 8-Dec-00 | 45.9 | 11.75 | 7.94 | 45.9 |
| 8-Dec-00 | 49.7 | 11.74 | 7.87 | 49.7 |
| 8-Dec-00 | 52.7 | 11.65 | 7.64 | 52.7 |
| 8-Dec-00 | 53.7 | 11.56 | 7.49 | 53.7 |
| 8-Dec-00 | 54.5 | 11.23 | 6.88 | 54.5 |
| 8-Dec-00 | 56.0 | 10.21 | 5.77 | 56.0 |
| 8-Dec-00 | 57.0 | 10.01 | 5.79 | 57.0 |
| 8-Dec-00 | 58.1 | 9.94 | 5.85 | 58.1 |
| 8-Dec-00 | 59.5 | 9.81 | 5.95 | 59.5 |
| 8-Dec-00 | 60.5 | 9.73 | 6.01 | 60.5 |
| 8-Dec-00 | 61.6 | 9.70 | 6.04 | 61.6 |
| 8-Dec-00 | 62.5 | 9.61 | 6.08 | 62.5 |
| 8-Dec-00 | 63.8 | 9.50 | 6.11 | 63.8 |
| 8-Dec-00 | 65.3 | 9.44 | 6.11 | 65.3 |
| 8-Dec-00 | 66.2 | 9.18 | 6.03 | 66.2 |
| 8-Dec-00 | 67.8 | 9.01 | 5.94 | 67.8 |
| 8-Dec-00 | 70.3 | 8.81 | 5.76 | 70.3 |
| 8-Dec-00 | 72.4 | 8.65 | 5.6 | 72.4 |
| 8-Dec-00 | 74.5 | 8.57 | 5.52 | 74.5 |
| 8-Dec-00 | 77.5 | 8.45 | 5.27 | 77.5 |
| 8-Dec-00 | 80.2 | 8.42 | 5.18 | 80.2 |
| 8-Dec-00 | 83.7 | 8.41 | 5.02 | 83.7 |
| 8-Dec-00 | 87.3 | 8.37 | 4.97 | 87.3 |
| 8-Dec-00 | 91.2 | 8.33 | 4.94 | 91.2 |
| 8-Dec-00 | 95.4 | 8.28 | 4.91 | 95.4 |
| 8-Dec-00 | 99.5 | 8.24 | 4.89 | 99.5 |
| 8-Dec-00 | 103.7 | 8.21 | 4.84 | 103.7 |
| 8-Dec-00 | 107.7 | 8.17 | 4.8 | 107.7 |
| 8-Dec-00 | 111.6 | 8.14 | 4.77 | 111.6 |
| 8-Dec-00 | 115.3 | 8.10 | 4.76 | 115.3 |
| 8-Dec-00 | 119.0 | 8.09 | 4.7 | 119.0 |
| 8-Dec-00 | 122.8 | 8.06 | 4.64 | 122.8 |

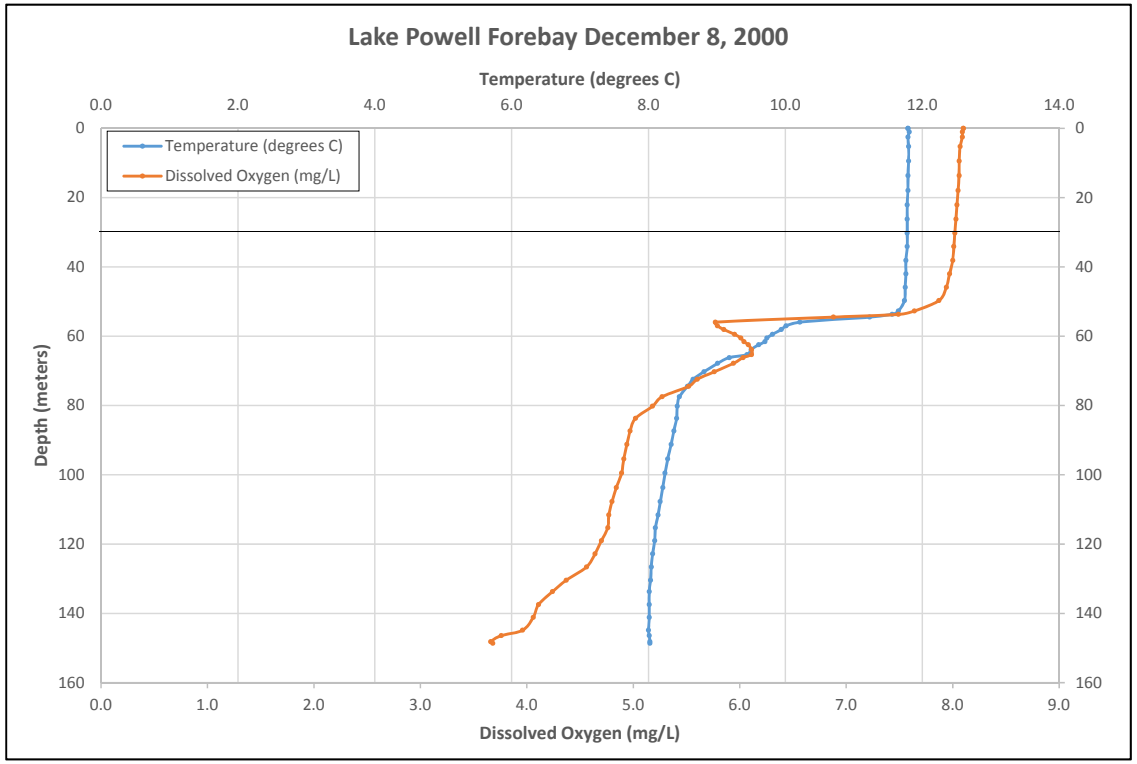


| Depth (m) | DO (mg/L) | Temp. (°C) |
|---|---|---|
| 0 to 30 | 8.0 to 8.1 | 11.8 to 11.8 |

| | | | | |
|---|---|---|---|---|
| 8-Dec-00 | 126.6 | 8.04 | 4.56 | 126.6 |
| 8-Dec-00 | 130.4 | 8.03 | 4.37 | 130.4 |
| 8-Dec-00 | 133.7 | 8.01 | 4.24 | 133.7 |
| 8-Dec-00 | 137.4 | 8.01 | 4.11 | 137.4 |
| 8-Dec-00 | 141.2 | 8.01 | 4.06 | 141.2 |
| 8-Dec-00 | 144.9 | 8.00 | 3.96 | 144.9 |
| 8-Dec-00 | 146.4 | 8.01 | 3.76 | 146.4 |
| 8-Dec-00 | 148.2 | 8.02 | 3.66 | 148.2 |
| 8-Dec-00 | 148.7 | 8.02 | 3.68 | 148.7 |

| Date | Depth (m) | T °C | DO mg/L | Depth (m) |
|---|---|---|---|---|
| 19-Jan-01 | 0.0 | 9.19 | 8.44 | 0.0 |
| 19-Jan-01 | 0.1 | 9.19 | 8.44 | 0.1 |
| 19-Jan-01 | 1.0 | 9.13 | 8.44 | 1.0 |
| 19-Jan-01 | 2.6 | 9.07 | 8.12 | 2.6 |
| 19-Jan-01 | 4.0 | 9.05 | 8.37 | 4.0 |
| 19-Jan-01 | 5.6 | 9.06 | 8.51 | 5.6 |
| 19-Jan-01 | 7.1 | 9.07 | 7.74 | 7.1 |
| 19-Jan-01 | 8.5 | 9.07 | 7.86 | 8.5 |
| 19-Jan-01 | 9.8 | 9.06 | 8.03 | 9.8 |
| 19-Jan-01 | 11.3 | 9.06 | 8.15 | 11.3 |
| 19-Jan-01 | 12.7 | 9.05 | 8.06 | 12.7 |
| 19-Jan-01 | 14.1 | 9.04 | 8.01 | 14.1 |
| 19-Jan-01 | 16.9 | 9.04 | 7.95 | 16.9 |
| 19-Jan-01 | 19.8 | 9.02 | 8.36 | 19.8 |
| 19-Jan-01 | 22.5 | 8.96 | 8.43 | 22.5 |
| 19-Jan-01 | 25.4 | 8.97 | 8.45 | 25.4 |
| 19-Jan-01 | 29.6 | 8.95 | 8.42 | 29.6 |
| 19-Jan-01 | 32.4 | 8.96 | 8.34 | 32.4 |
| 19-Jan-01 | 36.5 | 8.94 | 8.34 | 36.5 |
| 19-Jan-01 | 40.5 | 8.88 | 8.45 | 40.5 |
| 19-Jan-01 | 44.5 | 8.89 | 8.44 | 44.5 |
| 19-Jan-01 | 48.6 | 8.88 | 8.42 | 48.6 |
| 19-Jan-01 | 51.4 | 8.88 | 7.99 | 51.4 |
| 19-Jan-01 | 55.5 | 8.86 | 8.3 | 55.5 |
| 19-Jan-01 | 59.6 | 8.86 | 8.26 | 59.6 |
| 19-Jan-01 | 63.6 | 8.86 | 8.13 | 63.6 |
| 19-Jan-01 | 67.5 | 8.78 | 7.59 | 67.5 |
| 19-Jan-01 | 71.5 | 8.70 | 6.01 | 71.5 |
| 19-Jan-01 | 74.2 | 8.48 | 5.22 | 74.2 |
| 19-Jan-01 | 76.8 | 8.38 | 5.03 | 76.8 |
| 19-Jan-01 | 80.7 | 8.32 | 4.63 | 80.7 |
| 19-Jan-01 | 83.4 | 8.29 | 4.61 | 83.4 |
| 19-Jan-01 | 86.0 | 8.27 | 4.39 | 86.0 |
| 19-Jan-01 | 88.7 | 8.24 | 4.35 | 88.7 |
| 19-Jan-01 | 91.3 | 8.22 | 4.3 | 91.3 |
| 19-Jan-01 | 94.0 | 8.21 | 4.54 | 94.0 |
| 19-Jan-01 | 96.8 | 8.20 | 4.54 | 96.8 |
| 19-Jan-01 | 100.6 | 8.17 | 4.53 | 100.6 |
| 19-Jan-01 | 104.5 | 8.16 | 4.49 | 104.5 |
| 19-Jan-01 | 108.4 | 8.12 | 4.24 | 108.4 |
| 19-Jan-01 | 111.0 | 8.11 | 4.39 | 111.0 |
| 19-Jan-01 | 114.6 | 8.10 | 4.35 | 114.6 |
| 19-Jan-01 | 118.6 | 8.07 | 4.27 | 118.6 |
| 19-Jan-01 | 121.2 | 8.06 | 4.3 | 121.2 |
| 19-Jan-01 | 126.3 | 8.05 | 4.24 | 126.3 |
| 19-Jan-01 | 128.2 | 8.06 | 4.07 | 128.2 |

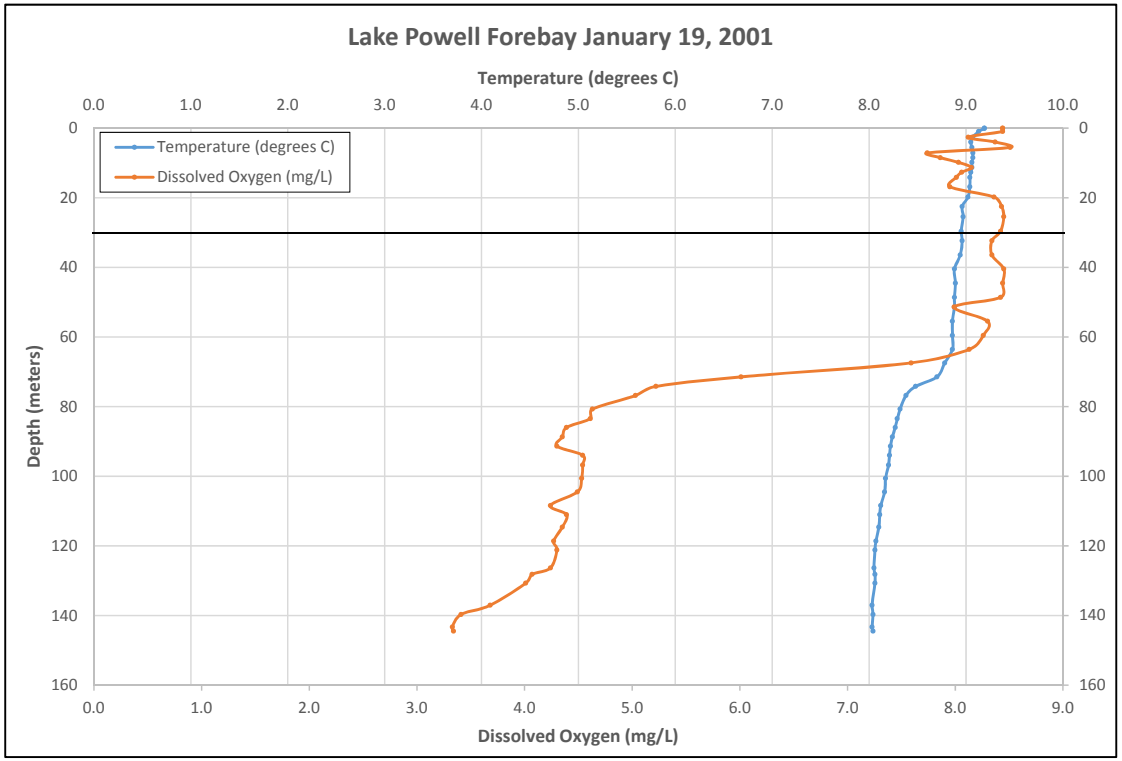


| Depth (m) | DO (mg/L) | Temp. (°C) |
|---|---|---|
| 0 to 30 | 7.7 to 8.5 | 9.0 to 9.2 |

| | | | | |
|---|---|---|---|---|
| 19-Jan-01 | 130.7 | 8.06 | 4.01 | 130.7 |
| 19-Jan-01 | 137.1 | 8.03 | 3.68 | 137.1 |
| 19-Jan-01 | 139.7 | 8.04 | 3.41 | 139.7 |
| 19-Jan-01 | 143.3 | 8.03 | 3.33 | 143.3 |
| 19-Jan-01 | 144.5 | 8.04 | 3.34 | 144.5 |

| Date | Depth (m) | T °C | DO mg/L | Depth (m) |
|---|---|---|---|---|
| 15-Feb-01 | 0.0 | 8.61 | 8.98 | 0.0 |
| 15-Feb-01 | 0.1 | 8.61 | 8.98 | 0.1 |
| 15-Feb-01 | 0.7 | 8.60 | 8.96 | 0.7 |
| 15-Feb-01 | 1.0 | 8.50 | 8.96 | 1.0 |
| 15-Feb-01 | 2.3 | 8.43 | 8.77 | 2.3 |
| 15-Feb-01 | 3.7 | 8.40 | 8.83 | 3.7 |
| 15-Feb-01 | 6.5 | 8.36 | 8.83 | 6.5 |
| 15-Feb-01 | 9.4 | 8.33 | 8.74 | 9.4 |
| 15-Feb-01 | 13.6 | 8.32 | 8.7 | 13.6 |
| 15-Feb-01 | 17.8 | 8.30 | 8.7 | 17.8 |
| 15-Feb-01 | 22.0 | 8.31 | 8.7 | 22.0 |
| 15-Feb-01 | 26.2 | 8.30 | 8.77 | 26.2 |
| 15-Feb-01 | 30.2 | 8.30 | 8.75 | 30.2 |
| 15-Feb-01 | 34.3 | 8.29 | 8.75 | 34.3 |
| 15-Feb-01 | 38.4 | 8.28 | 8.67 | 38.4 |
| 15-Feb-01 | 42.5 | 8.31 | 8.46 | 42.5 |
| 15-Feb-01 | 43.9 | 8.31 | 8.41 | 43.9 |
| 15-Feb-01 | 45.2 | 8.29 | 8.44 | 45.2 |
| 15-Feb-01 | 46.6 | 8.29 | 8.44 | 46.6 |
| 15-Feb-01 | 48.0 | 8.29 | 8.43 | 48.0 |
| 15-Feb-01 | 49.4 | 8.27 | 8.46 | 49.4 |
| 15-Feb-01 | 52.2 | 8.19 | 8.68 | 52.2 |
| 15-Feb-01 | 53.4 | 8.15 | 8.76 | 53.4 |
| 15-Feb-01 | 54.8 | 8.09 | 8.97 | 54.8 |
| 15-Feb-01 | 56.2 | 8.01 | 8.87 | 56.2 |
| 15-Feb-01 | 57.5 | 7.92 | 8.49 | 57.5 |
| 15-Feb-01 | 58.9 | 7.98 | 8.28 | 58.9 |
| 15-Feb-01 | 60.2 | 8.06 | 7.4 | 60.2 |
| 15-Feb-01 | 61.5 | 8.16 | 6.71 | 61.5 |
| 15-Feb-01 | 63.0 | 8.30 | 5.6 | 63.0 |
| 15-Feb-01 | 64.0 | 8.29 | 5.43 | 64.0 |
| 15-Feb-01 | 65.3 | 8.26 | 5.41 | 65.3 |
| 15-Feb-01 | 66.7 | 8.24 | 5.4 | 66.7 |
| 15-Feb-01 | 68.1 | 8.22 | 5.37 | 68.1 |
| 15-Feb-01 | 70.9 | 8.20 | 5.31 | 70.9 |
| 15-Feb-01 | 74.8 | 8.16 | 5.25 | 74.8 |
| 15-Feb-01 | 78.7 | 8.15 | 5.18 | 78.7 |
| 15-Feb-01 | 82.5 | 8.14 | 5.16 | 82.5 |
| 15-Feb-01 | 86.6 | 8.13 | 5.12 | 86.6 |
| 15-Feb-01 | 90.7 | 8.13 | 5.11 | 90.7 |
| 15-Feb-01 | 94.8 | 8.13 | 5.08 | 94.8 |
| 15-Feb-01 | 98.5 | 8.12 | 5.06 | 98.5 |
| 15-Feb-01 | 102.5 | 8.11 | 4.98 | 102.5 |
| 15-Feb-01 | 106.3 | 8.10 | 4.9 | 106.3 |
| 15-Feb-01 | 110.1 | 8.09 | 4.83 | 110.1 |
| 15-Feb-01 | 114.0 | 8.09 | 4.8 | 114.0 |

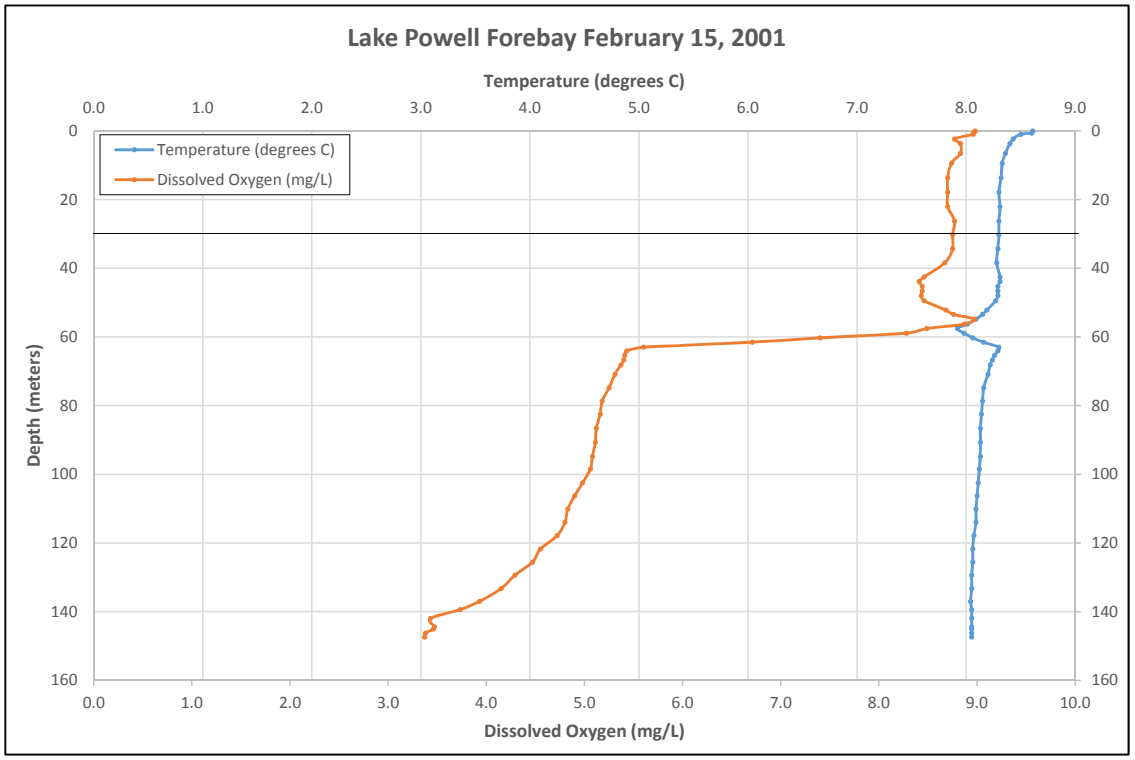


| Depth (m) | DO (mg/L) | Temp. (°C) |
|---|---|---|
| 0 to 30 | 8.7 to 9.0 | 8.3 to 8.6 |

| | | | | |
|---|---|---|---|---|
| 15-Feb-01 | 117.9 | 8.07 | 4.72 | 117.9 |
| 15-Feb-01 | 121.8 | 8.06 | 4.55 | 121.8 |
| 15-Feb-01 | 125.6 | 8.06 | 4.47 | 125.6 |
| 15-Feb-01 | 129.4 | 8.05 | 4.29 | 129.4 |
| 15-Feb-01 | 133.3 | 8.05 | 4.15 | 133.3 |
| 15-Feb-01 | 137.0 | 8.04 | 3.93 | 137.0 |
| 15-Feb-01 | 139.4 | 8.05 | 3.73 | 139.4 |
| 15-Feb-01 | 141.9 | 8.05 | 3.43 | 141.9 |
| 15-Feb-01 | 144.4 | 8.05 | 3.47 | 144.4 |
| 15-Feb-01 | 145.1 | 8.05 | 3.46 | 145.1 |
| 15-Feb-01 | 146.2 | 8.05 | 3.38 | 146.2 |
| 15-Feb-01 | 147.4 | 8.05 | 3.37 | 147.4 |

| Date | Depth (m) | T °C | DO mg/L | Depth (m) |
|---|---|---|---|---|
| 4-Mar-01 | 0.0 | 10.37 | 9.63 | 0.0 |
| 4-Mar-01 | 0.4 | 10.22 | 9.6 | 0.4 |
| 4-Mar-01 | 1.0 | 9.86 | 9.63 | 1.0 |
| 4-Mar-01 | 1.5 | 9.70 | 9.7 | 1.5 |
| 4-Mar-01 | 2.2 | 9.60 | 9.7 | 2.2 |
| 4-Mar-01 | 3.6 | 9.57 | 9.7 | 3.6 |
| 4-Mar-01 | 5.1 | 9.53 | 9.71 | 5.1 |
| 4-Mar-01 | 7.9 | 9.33 | 9.67 | 7.9 |
| 4-Mar-01 | 10.6 | 9.00 | 9.43 | 10.6 |
| 4-Mar-01 | 14.9 | 8.81 | 9.2 | 14.9 |
| 4-Mar-01 | 19.1 | 8.68 | 9.09 | 19.1 |
| 4-Mar-01 | 23.2 | 8.59 | 9 | 23.2 |
| 4-Mar-01 | 27.3 | 8.53 | 8.94 | 27.3 |
| 4-Mar-01 | 30.0 | 8.48 | 8.81 | 30.0 |
| 4-Mar-01 | 34.1 | 8.40 | 8.72 | 34.1 |
| 4-Mar-01 | 38.2 | 8.36 | 8.69 | 38.2 |
| 4-Mar-01 | 42.2 | 8.28 | 8.72 | 42.2 |
| 4-Mar-01 | 46.3 | 8.14 | 8.97 | 46.3 |
| 4-Mar-01 | 50.4 | 8.09 | 8.86 | 50.4 |
| 4-Mar-01 | 53.1 | 8.03 | 8.72 | 53.1 |
| 4-Mar-01 | 53.2 | 8.04 | 8.69 | 53.2 |
| 4-Mar-01 | 54.5 | 8.05 | 8.44 | 54.5 |
| 4-Mar-01 | 55.9 | 8.05 | 8.36 | 55.9 |
| 4-Mar-01 | 57.2 | 8.05 | 8.32 | 57.2 |
| 4-Mar-01 | 58.6 | 8.04 | 8.05 | 58.6 |
| 4-Mar-01 | 59.1 | 8.07 | 7.75 | 59.1 |
| 4-Mar-01 | 59.9 | 8.10 | 7.44 | 59.9 |
| 4-Mar-01 | 61.2 | 8.20 | 6.55 | 61.2 |
| 4-Mar-01 | 62.0 | 8.24 | 5.77 | 62.0 |
| 4-Mar-01 | 63.3 | 8.22 | 5.25 | 63.3 |
| 4-Mar-01 | 64.6 | 8.19 | 5.15 | 64.6 |
| 4-Mar-01 | 66.1 | 8.16 | 5.01 | 66.1 |
| 4-Mar-01 | 68.6 | 8.17 | 5.14 | 68.6 |
| 4-Mar-01 | 71.6 | 8.13 | 4.97 | 71.6 |
| 4-Mar-01 | 75.4 | 8.15 | 4.59 | 75.4 |
| 4-Mar-01 | 79.3 | 8.28 | 4.75 | 79.3 |
| 4-Mar-01 | 80.3 | 8.33 | 4.98 | 80.3 |
| 4-Mar-01 | 82.0 | 8.55 | 5.63 | 82.0 |
| 4-Mar-01 | 83.2 | 8.58 | 5.74 | 83.2 |
| 4-Mar-01 | 86.0 | 8.62 | 5.95 | 86.0 |
| 4-Mar-01 | 88.7 | 8.64 | 6.23 | 88.7 |
| 4-Mar-01 | 91.3 | 8.66 | 6.42 | 91.3 |
| 4-Mar-01 | 93.9 | 8.65 | 6.59 | 93.9 |
| 4-Mar-01 | 97.7 | 8.60 | 6.7 | 97.7 |
| 4-Mar-01 | 101.5 | 8.57 | 6.76 | 101.5 |
| 4-Mar-01 | 105.3 | 8.54 | 6.79 | 105.3 |

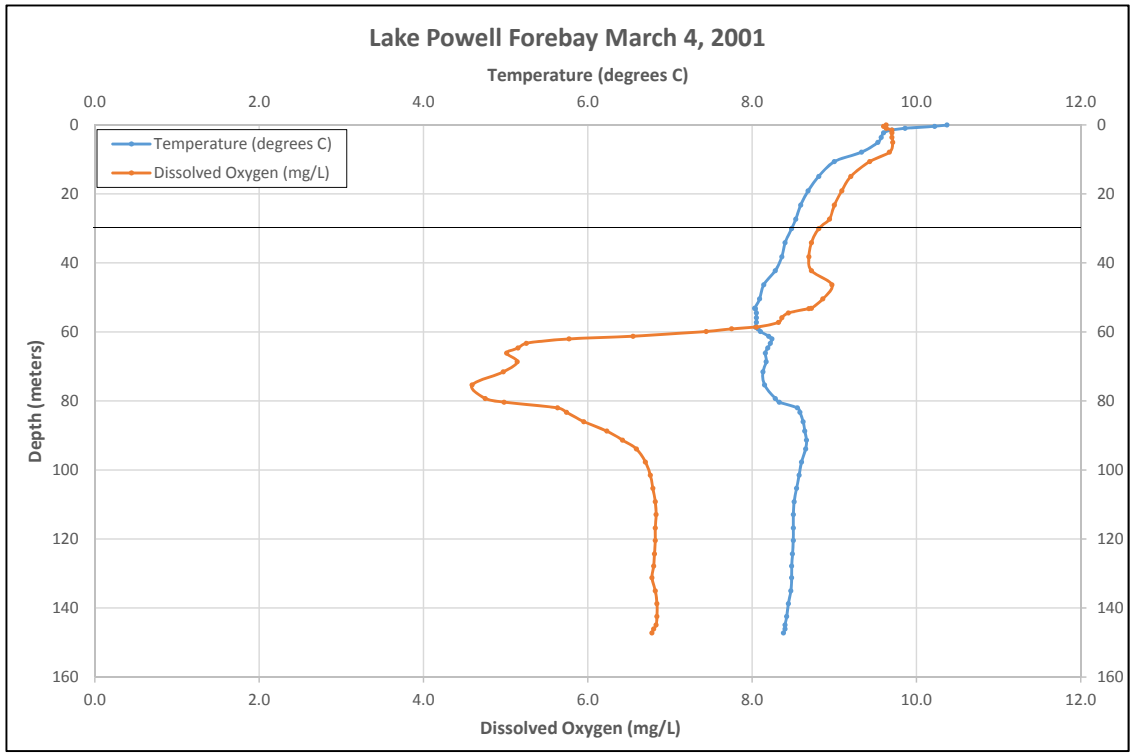


| Depth (m) | DO (mg/L) | Temp. (°C) |
|---|---|---|
| 0 to 30 | 8.8 to 9.7 | 8.5 to 10.4 |

| | | | | |
|---|---|---|---|---|
| 4-Mar-01 | 109.2 | 8.51 | 6.82 | 109.2 |
| 4-Mar-01 | 112.9 | 8.50 | 6.83 | 112.9 |
| 4-Mar-01 | 116.8 | 8.50 | 6.82 | 116.8 |
| 4-Mar-01 | 120.4 | 8.50 | 6.82 | 120.4 |
| 4-Mar-01 | 124.3 | 8.49 | 6.81 | 124.3 |
| 4-Mar-01 | 127.8 | 8.48 | 6.8 | 127.8 |
| 4-Mar-01 | 131.2 | 8.48 | 6.78 | 131.2 |
| 4-Mar-01 | 135.0 | 8.47 | 6.82 | 135.0 |
| 4-Mar-01 | 138.7 | 8.44 | 6.84 | 138.7 |
| 4-Mar-01 | 142.4 | 8.42 | 6.84 | 142.4 |
| 4-Mar-01 | 144.9 | 8.40 | 6.83 | 144.9 |
| 4-Mar-01 | 146.0 | 8.40 | 6.8 | 146.0 |
| 4-Mar-01 | 147.2 | 8.38 | 6.78 | 147.2 |

| Date | Depth (m) | T °C | DO mg/L | Depth (m) |
|---|---|---|---|---|
| 17-Apr-01 | 0.0 | 14.75 | 9.41 | 0.0 |
| 17-Apr-01 | 0.1 | 14.75 | 9.41 | 0.1 |
| 17-Apr-01 | 0.7 | 14.52 | 9.41 | 0.7 |
| 17-Apr-01 | 0.9 | 14.30 | 9.47 | 0.9 |
| 17-Apr-01 | 1.9 | 14.03 | 9.52 | 1.9 |
| 17-Apr-01 | 2.8 | 13.71 | 9.51 | 2.8 |
| 17-Apr-01 | 3.9 | 12.26 | 9.74 | 3.9 |
| 17-Apr-01 | 4.5 | 11.77 | 9.75 | 4.5 |
| 17-Apr-01 | 5.4 | 11.46 | 9.7 | 5.4 |
| 17-Apr-01 | 6.4 | 11.19 | 9.61 | 6.4 |
| 17-Apr-01 | 7.3 | 11.11 | 9.63 | 7.3 |
| 17-Apr-01 | 8.7 | 10.88 | 9.62 | 8.7 |
| 17-Apr-01 | 10.1 | 10.43 | 9.53 | 10.1 |
| 17-Apr-01 | 11.4 | 10.33 | 9.47 | 11.4 |
| 17-Apr-01 | 12.8 | 10.17 | 9.33 | 12.8 |
| 17-Apr-01 | 15.6 | 9.94 | 9.09 | 15.6 |
| 17-Apr-01 | 17.1 | 9.67 | 8.92 | 17.1 |
| 17-Apr-01 | 18.4 | 9.46 | 8.73 | 18.4 |
| 17-Apr-01 | 21.2 | 9.21 | 8.54 | 21.2 |
| 17-Apr-01 | 23.9 | 9.05 | 8.24 | 23.9 |
| 17-Apr-01 | 26.5 | 8.83 | 7.98 | 26.5 |
| 17-Apr-01 | 29.2 | 8.80 | 7.81 | 29.2 |
| 17-Apr-01 | 31.8 | 8.78 | 7.78 | 31.8 |
| 17-Apr-01 | 35.7 | 8.65 | 7.65 | 35.7 |
| 17-Apr-01 | 39.7 | 8.58 | 7.49 | 39.7 |
| 17-Apr-01 | 43.6 | 8.55 | 7.31 | 43.6 |
| 17-Apr-01 | 47.0 | 8.53 | 6.77 | 47.0 |
| 17-Apr-01 | 48.1 | 8.53 | 6.72 | 48.1 |
| 17-Apr-01 | 49.3 | 8.53 | 6.66 | 49.3 |
| 17-Apr-01 | 50.8 | 8.53 | 6.64 | 50.8 |
| 17-Apr-01 | 52.2 | 8.52 | 6.53 | 52.2 |
| 17-Apr-01 | 53.6 | 8.51 | 6.4 | 53.6 |
| 17-Apr-01 | 55.1 | 8.50 | 6.17 | 55.1 |
| 17-Apr-01 | 56.4 | 8.50 | 6.01 | 56.4 |
| 17-Apr-01 | 57.9 | 8.49 | 5.75 | 57.9 |
| 17-Apr-01 | 59.3 | 8.48 | 5.55 | 59.3 |
| 17-Apr-01 | 60.5 | 8.48 | 5.51 | 60.5 |
| 17-Apr-01 | 61.8 | 8.47 | 5.45 | 61.8 |
| 17-Apr-01 | 63.2 | 8.45 | 5.34 | 63.2 |
| 17-Apr-01 | 64.5 | 8.45 | 5.33 | 64.5 |
| 17-Apr-01 | 66.0 | 8.44 | 5.37 | 66.0 |
| 17-Apr-01 | 68.6 | 8.43 | 5.41 | 68.6 |
| 17-Apr-01 | 71.4 | 8.41 | 5.54 | 71.4 |
| 17-Apr-01 | 74.1 | 8.38 | 5.86 | 74.1 |
| 17-Apr-01 | 76.7 | 8.32 | 6.16 | 76.7 |
| 17-Apr-01 | 79.4 | 8.01 | 6.45 | 79.4 |

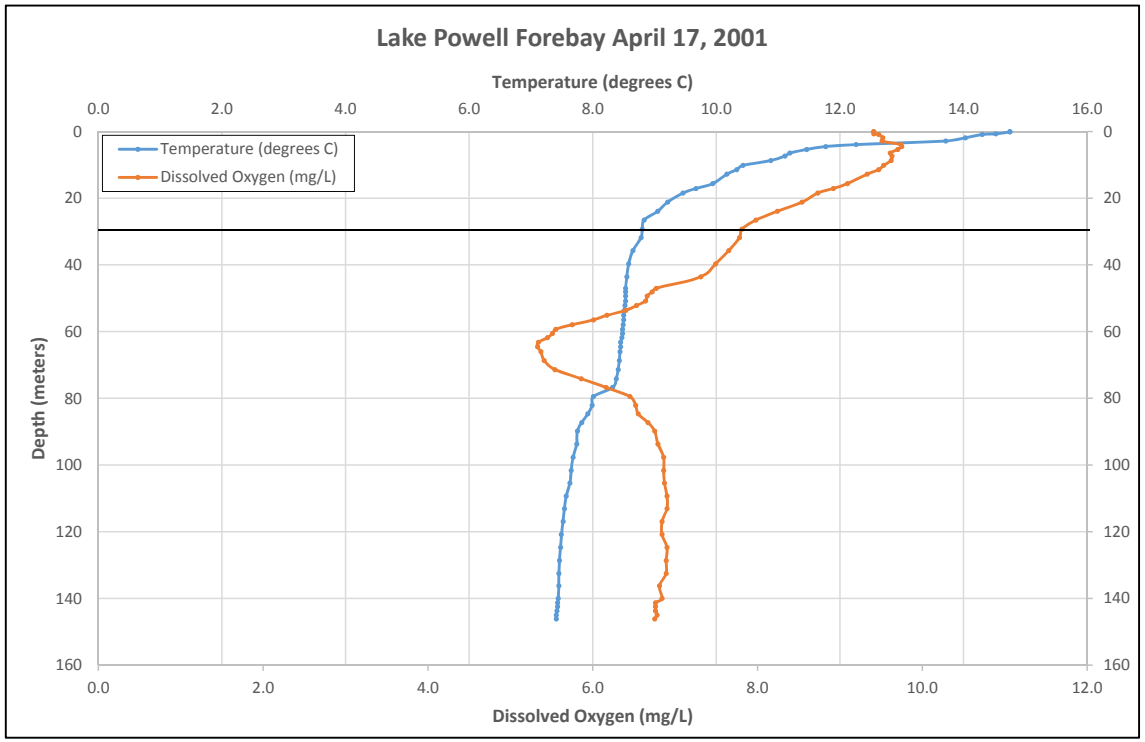


| Depth (m) | DO (mg/L) | Temp. (°C) |
|---|---|---|
| 0 to 30 | 7.8 to 9.8 | 8.8 to 14.8 |

| | | | | |
|---|---|---|---|---|
| 17-Apr-01 | 82.1 | 7.99 | 6.52 | 82.1 |
| 17-Apr-01 | 84.6 | 7.92 | 6.55 | 84.6 |
| 17-Apr-01 | 87.2 | 7.82 | 6.67 | 87.2 |
| 17-Apr-01 | 89.8 | 7.75 | 6.75 | 89.8 |
| 17-Apr-01 | 93.7 | 7.74 | 6.79 | 93.7 |
| 17-Apr-01 | 97.7 | 7.68 | 6.86 | 97.7 |
| 17-Apr-01 | 101.6 | 7.65 | 6.86 | 101.6 |
| 17-Apr-01 | 105.4 | 7.63 | 6.87 | 105.4 |
| 17-Apr-01 | 109.3 | 7.57 | 6.9 | 109.3 |
| 17-Apr-01 | 113.1 | 7.54 | 6.9 | 113.1 |
| 17-Apr-01 | 116.9 | 7.52 | 6.84 | 116.9 |
| 17-Apr-01 | 120.8 | 7.49 | 6.84 | 120.8 |
| 17-Apr-01 | 124.7 | 7.48 | 6.9 | 124.7 |
| 17-Apr-01 | 128.6 | 7.46 | 6.89 | 128.6 |
| 17-Apr-01 | 132.5 | 7.45 | 6.89 | 132.5 |
| 17-Apr-01 | 136.2 | 7.45 | 6.81 | 136.2 |
| 17-Apr-01 | 140.0 | 7.44 | 6.84 | 140.0 |
| 17-Apr-01 | 141.2 | 7.43 | 6.76 | 141.2 |
| 17-Apr-01 | 142.4 | 7.43 | 6.76 | 142.4 |
| 17-Apr-01 | 143.7 | 7.42 | 6.76 | 143.7 |
| 17-Apr-01 | 145.0 | 7.41 | 6.78 | 145.0 |
| 17-Apr-01 | 146.1 | 7.41 | 6.75 | 146.1 |

| Date | Depth (m) | T °C | DO mg/L | Depth (m) |
|---|---|---|---|---|
| 8-May-01 | 0.0 | 17.65 | 8.79 | 0.0 |
| 8-May-01 | 0.1 | 17.65 | 8.79 | 0.1 |
| 8-May-01 | 0.6 | 17.54 | 8.79 | 0.6 |
| 8-May-01 | 0.9 | 17.36 | 8.81 | 0.9 |
| 8-May-01 | 1.9 | 16.97 | 8.91 | 1.9 |
| 8-May-01 | 3.3 | 16.66 | 8.9 | 3.3 |
| 8-May-01 | 4.7 | 15.34 | 9.25 | 4.7 |
| 8-May-01 | 6.1 | 14.83 | 9.28 | 6.1 |
| 8-May-01 | 7.6 | 14.62 | 9.28 | 7.6 |
| 8-May-01 | 9.0 | 14.17 | 9.27 | 9.0 |
| 8-May-01 | 10.3 | 13.55 | 9.27 | 10.3 |
| 8-May-01 | 11.7 | 12.26 | 9.36 | 11.7 |
| 8-May-01 | 13.1 | 11.86 | 9.29 | 13.1 |
| 8-May-01 | 14.5 | 11.59 | 9.23 | 14.5 |
| 8-May-01 | 15.9 | 11.51 | 9.21 | 15.9 |
| 8-May-01 | 17.4 | 10.93 | 8.98 | 17.4 |
| 8-May-01 | 18.7 | 10.78 | 8.91 | 18.7 |
| 8-May-01 | 20.2 | 10.49 | 8.8 | 20.2 |
| 8-May-01 | 21.5 | 10.42 | 8.69 | 21.5 |
| 8-May-01 | 22.9 | 10.15 | 8.49 | 22.9 |
| 8-May-01 | 24.3 | 10.05 | 8.45 | 24.3 |
| 8-May-01 | 27.0 | 9.70 | 8.15 | 27.0 |
| 8-May-01 | 29.6 | 9.55 | 8 | 29.6 |
| 8-May-01 | 32.5 | 9.34 | 7.82 | 32.5 |
| 8-May-01 | 35.1 | 9.15 | 7.56 | 35.1 |
| 8-May-01 | 37.9 | 9.05 | 7.4 | 37.9 |
| 8-May-01 | 40.6 | 8.94 | 7.2 | 40.6 |
| 8-May-01 | 43.4 | 8.74 | 6.88 | 43.4 |
| 8-May-01 | 46.0 | 8.68 | 6.65 | 46.0 |
| 8-May-01 | 48.7 | 8.62 | 6.35 | 48.7 |
| 8-May-01 | 51.5 | 8.61 | 6.2 | 51.5 |
| 8-May-01 | 52.8 | 8.59 | 6.07 | 52.8 |
| 8-May-01 | 54.2 | 8.58 | 5.96 | 54.2 |
| 8-May-01 | 55.6 | 8.55 | 5.8 | 55.6 |
| 8-May-01 | 56.8 | 8.54 | 5.74 | 56.8 |
| 8-May-01 | 58.2 | 8.53 | 5.71 | 58.2 |
| 8-May-01 | 58.8 | 8.53 | 5.7 | 58.8 |
| 8-May-01 | 59.5 | 8.52 | 5.67 | 59.5 |
| 8-May-01 | 60.7 | 8.49 | 5.62 | 60.7 |
| 8-May-01 | 62.1 | 8.48 | 5.59 | 62.1 |
| 8-May-01 | 64.6 | 8.45 | 5.45 | 64.6 |
| 8-May-01 | 67.4 | 8.40 | 5.52 | 67.4 |
| 8-May-01 | 70.0 | 8.37 | 5.6 | 70.0 |
| 8-May-01 | 72.6 | 8.31 | 5.74 | 72.6 |
| 8-May-01 | 76.5 | 8.22 | 5.97 | 76.5 |
| 8-May-01 | 80.4 | 8.14 | 6.09 | 80.4 |

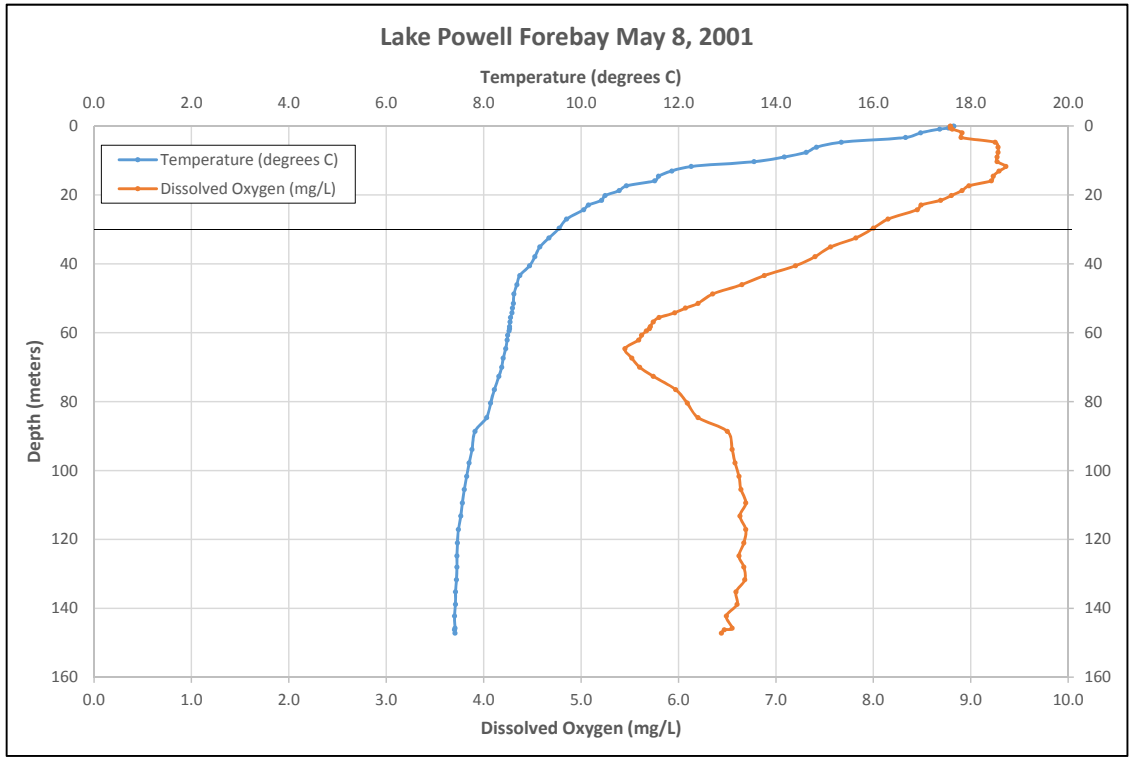


| Depth (m) | DO (mg/L) | Temp. (°C) |
|---|---|---|
| 0 to 30 | 8.0 to 9.4 | 9.6 to 17.7 |

| | | | | |
|---|---|---|---|---|
| 8-May-01 | 84.6 | 8.06 | 6.2 | 84.6 |
| 8-May-01 | 88.6 | 7.82 | 6.5 | 88.6 |
| 8-May-01 | 93.9 | 7.76 | 6.55 | 93.9 |
| 8-May-01 | 97.8 | 7.70 | 6.58 | 97.8 |
| 8-May-01 | 101.7 | 7.65 | 6.62 | 101.7 |
| 8-May-01 | 105.5 | 7.60 | 6.64 | 105.5 |
| 8-May-01 | 109.4 | 7.56 | 6.69 | 109.4 |
| 8-May-01 | 113.2 | 7.53 | 6.63 | 113.2 |
| 8-May-01 | 117.1 | 7.48 | 6.69 | 117.1 |
| 8-May-01 | 121.0 | 7.46 | 6.67 | 121.0 |
| 8-May-01 | 124.8 | 7.45 | 6.62 | 124.8 |
| 8-May-01 | 128.0 | 7.45 | 6.67 | 128.0 |
| 8-May-01 | 131.7 | 7.44 | 6.68 | 131.7 |
| 8-May-01 | 135.2 | 7.42 | 6.59 | 135.2 |
| 8-May-01 | 138.8 | 7.42 | 6.6 | 138.8 |
| 8-May-01 | 142.2 | 7.40 | 6.49 | 142.2 |
| 8-May-01 | 145.7 | 7.41 | 6.55 | 145.7 |
| 8-May-01 | 146.2 | 7.40 | 6.47 | 146.2 |
| 8-May-01 | 147.2 | 7.41 | 6.44 | 147.2 |

| Date | Depth (m) | T °C | DO mg/L | Depth (m) |
|---|---|---|---|---|
| 2-Jun-01 | 0.0 | 22.38 | 8.12 | 0.0 |
| 2-Jun-01 | 0.1 | 22.38 | 8.12 | 0.1 |
| 2-Jun-01 | 1.2 | 22.36 | 8.13 | 1.2 |
| 2-Jun-01 | 3.2 | 22.39 | 8.11 | 3.2 |
| 2-Jun-01 | 5.0 | 22.24 | 8.17 | 5.0 |
| 2-Jun-01 | 6.8 | 21.24 | 8.53 | 6.8 |
| 2-Jun-01 | 9.2 | 15.97 | 10.23 | 9.2 |
| 2-Jun-01 | 11.5 | 14.82 | 9.99 | 11.5 |
| 2-Jun-01 | 14.2 | 13.65 | 9.83 | 14.2 |
| 2-Jun-01 | 17.7 | 12.64 | 9.54 | 17.7 |
| 2-Jun-01 | 20.8 | 12.16 | 9.31 | 20.8 |
| 2-Jun-01 | 23.5 | 11.32 | 8.93 | 23.5 |
| 2-Jun-01 | 25.4 | 10.90 | 8.64 | 25.4 |
| 2-Jun-01 | 26.4 | 10.88 | 8.67 | 26.4 |
| 2-Jun-01 | 29.6 | 10.26 | 8.28 | 29.6 |
| 2-Jun-01 | 31.7 | 9.84 | 7.9 | 31.7 |
| 2-Jun-01 | 33.8 | 9.32 | 7.43 | 33.8 |
| 2-Jun-01 | 36.2 | 9.03 | 7.11 | 36.2 |
| 2-Jun-01 | 38.9 | 8.99 | 7.08 | 38.9 |
| 2-Jun-01 | 40.6 | 8.96 | 7.01 | 40.6 |
| 2-Jun-01 | 44.5 | 8.80 | 6.77 | 44.5 |
| 2-Jun-01 | 46.7 | 8.75 | 6.71 | 46.7 |
| 2-Jun-01 | 49.7 | 8.72 | 6.59 | 49.7 |
| 2-Jun-01 | 52.2 | 8.67 | 6.45 | 52.2 |
| 2-Jun-01 | 54.4 | 8.65 | 6.4 | 54.4 |
| 2-Jun-01 | 57.5 | 8.60 | 6.12 | 57.5 |
| 2-Jun-01 | 59.1 | 8.58 | 6 | 59.1 |
| 2-Jun-01 | 59.8 | 8.58 | 5.96 | 59.8 |
| 2-Jun-01 | 60.7 | 8.57 | 5.86 | 60.7 |
| 2-Jun-01 | 62.6 | 8.55 | 5.81 | 62.6 |
| 2-Jun-01 | 64.3 | 8.52 | 5.69 | 64.3 |
| 2-Jun-01 | 67.9 | 8.44 | 5.55 | 67.9 |
| 2-Jun-01 | 71.2 | 8.36 | 5.67 | 71.2 |
| 2-Jun-01 | 72.8 | 8.31 | 5.77 | 72.8 |
| 2-Jun-01 | 76.0 | 8.24 | 5.91 | 76.0 |
| 2-Jun-01 | 78.2 | 8.20 | 6.02 | 78.2 |
| 2-Jun-01 | 83.1 | 8.16 | 6.16 | 83.1 |
| 2-Jun-01 | 85.5 | 8.13 | 6.25 | 85.5 |
| 2-Jun-01 | 87.5 | 8.10 | 6.25 | 87.5 |
| 2-Jun-01 | 90.1 | 7.99 | 6.34 | 90.1 |
| 2-Jun-01 | 93.4 | 7.78 | 6.42 | 93.4 |
| 2-Jun-01 | 95.7 | 7.83 | 6.45 | 95.7 |
| 2-Jun-01 | 97.6 | 7.80 | 6.6 | 97.6 |
| 2-Jun-01 | 99.3 | 7.72 | 6.6 | 99.3 |
| 2-Jun-01 | 103.8 | 7.67 | 6.65 | 103.8 |
| 2-Jun-01 | 110.8 | 7.62 | 6.67 | 110.8 |

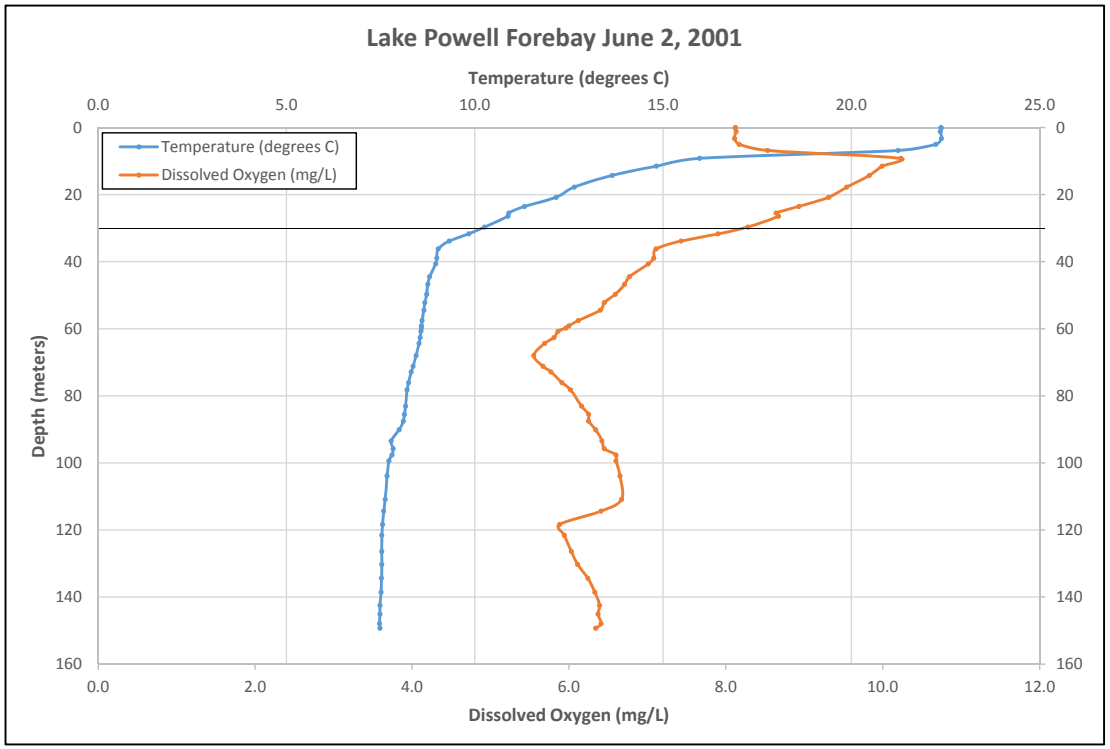


| Depth (m) | DO (mg/L) | Temp. (°C) |
|---|---|---|
| 0 to 30 | 8.3 to 10.2 | 10.3 to 22.4 |

| | | | | |
|---|---|---|---|---|
| 2-Jun-01 | 114.3 | 7.58 | 6.41 | 114.3 |
| 2-Jun-01 | 118.3 | 7.55 | 5.88 | 118.3 |
| 2-Jun-01 | 121.6 | 7.53 | 5.94 | 121.6 |
| 2-Jun-01 | 126.3 | 7.53 | 6.03 | 126.3 |
| 2-Jun-01 | 130.2 | 7.53 | 6.11 | 130.2 |
| 2-Jun-01 | 134.3 | 7.52 | 6.24 | 134.3 |
| 2-Jun-01 | 138.5 | 7.51 | 6.33 | 138.5 |
| 2-Jun-01 | 142.4 | 7.48 | 6.39 | 142.4 |
| 2-Jun-01 | 145.1 | 7.48 | 6.37 | 145.1 |
| 2-Jun-01 | 147.9 | 7.47 | 6.41 | 147.9 |
| 2-Jun-01 | 149.2 | 7.48 | 6.34 | 149.2 |

| Date | Depth (m) | T °C | DO mg/L | Depth (m) |
|---|---|---|---|---|
| 24-Jul-01 | 0.0 | 26.11 | 7.43 | 0.0 |
| 24-Jul-01 | 0.2 | 26.11 | 7.43 | 0.2 |
| 24-Jul-01 | 0.8 | 26.07 | 7.39 | 0.8 |
| 24-Jul-01 | 1.0 | 26.09 | 7.4 | 1.0 |
| 24-Jul-01 | 2.0 | 26.04 | 7.4 | 2.0 |
| 24-Jul-01 | 3.4 | 25.82 | 7.47 | 3.4 |
| 24-Jul-01 | 5.2 | 25.72 | 7.51 | 5.2 |
| 24-Jul-01 | 7.3 | 25.64 | 7.51 | 7.3 |
| 24-Jul-01 | 8.6 | 25.26 | 7.75 | 8.6 |
| 24-Jul-01 | 9.4 | 24.82 | 8.03 | 9.4 |
| 24-Jul-01 | 10.5 | 22.41 | 9.89 | 10.5 |
| 24-Jul-01 | 11.4 | 21.54 | 9.94 | 11.4 |
| 24-Jul-01 | 12.2 | 20.97 | 9.91 | 12.2 |
| 24-Jul-01 | 12.6 | 20.65 | 9.69 | 12.6 |
| 24-Jul-01 | 13.8 | 19.64 | 9.34 | 13.8 |
| 24-Jul-01 | 14.7 | 18.76 | 9.2 | 14.7 |
| 24-Jul-01 | 15.8 | 17.81 | 8.79 | 15.8 |
| 24-Jul-01 | 16.4 | 16.74 | 8.79 | 16.4 |
| 24-Jul-01 | 19.1 | 15.39 | 8.8 | 19.1 |
| 24-Jul-01 | 20.5 | 14.70 | 8.63 | 20.5 |
| 24-Jul-01 | 22.1 | 14.11 | 8.58 | 22.1 |
| 24-Jul-01 | 24.4 | 12.93 | 8.3 | 24.4 |
| 24-Jul-01 | 27.0 | 12.30 | 8.13 | 27.0 |
| 24-Jul-01 | 29.2 | 11.87 | 7.88 | 29.2 |
| 24-Jul-01 | 31.6 | 11.15 | 7.66 | 31.6 |
| 24-Jul-01 | 34.9 | 10.40 | 7.37 | 34.9 |
| 24-Jul-01 | 35.7 | 10.30 | 7.3 | 35.7 |
| 24-Jul-01 | 38.2 | 10.06 | 7.2 | 38.2 |
| 24-Jul-01 | 40.6 | 9.85 | 7.11 | 40.6 |
| 24-Jul-01 | 42.6 | 9.63 | 6.81 | 42.6 |
| 24-Jul-01 | 44.1 | 9.50 | 6.73 | 44.1 |
| 24-Jul-01 | 46.3 | 9.36 | 6.63 | 46.3 |
| 24-Jul-01 | 48.9 | 9.05 | 6.59 | 48.9 |
| 24-Jul-01 | 51.5 | 8.93 | 6.61 | 51.5 |
| 24-Jul-01 | 53.7 | 8.79 | 6.58 | 53.7 |
| 24-Jul-01 | 56.0 | 8.68 | 6.49 | 56.0 |
| 24-Jul-01 | 58.5 | 8.56 | 6.33 | 58.5 |
| 24-Jul-01 | 61.0 | 8.51 | 6.22 | 61.0 |
| 24-Jul-01 | 63.5 | 8.45 | 6.02 | 63.5 |
| 24-Jul-01 | 65.9 | 8.41 | 5.93 | 65.9 |
| 24-Jul-01 | 68.3 | 8.36 | 5.87 | 68.3 |
| 24-Jul-01 | 70.6 | 8.28 | 5.9 | 70.6 |
| 24-Jul-01 | 73.0 | 8.23 | 5.94 | 73.0 |
| 24-Jul-01 | 75.4 | 8.20 | 5.97 | 75.4 |
| 24-Jul-01 | 78.0 | 8.12 | 6.08 | 78.0 |
| 24-Jul-01 | 80.1 | 8.09 | 6.14 | 80.1 |

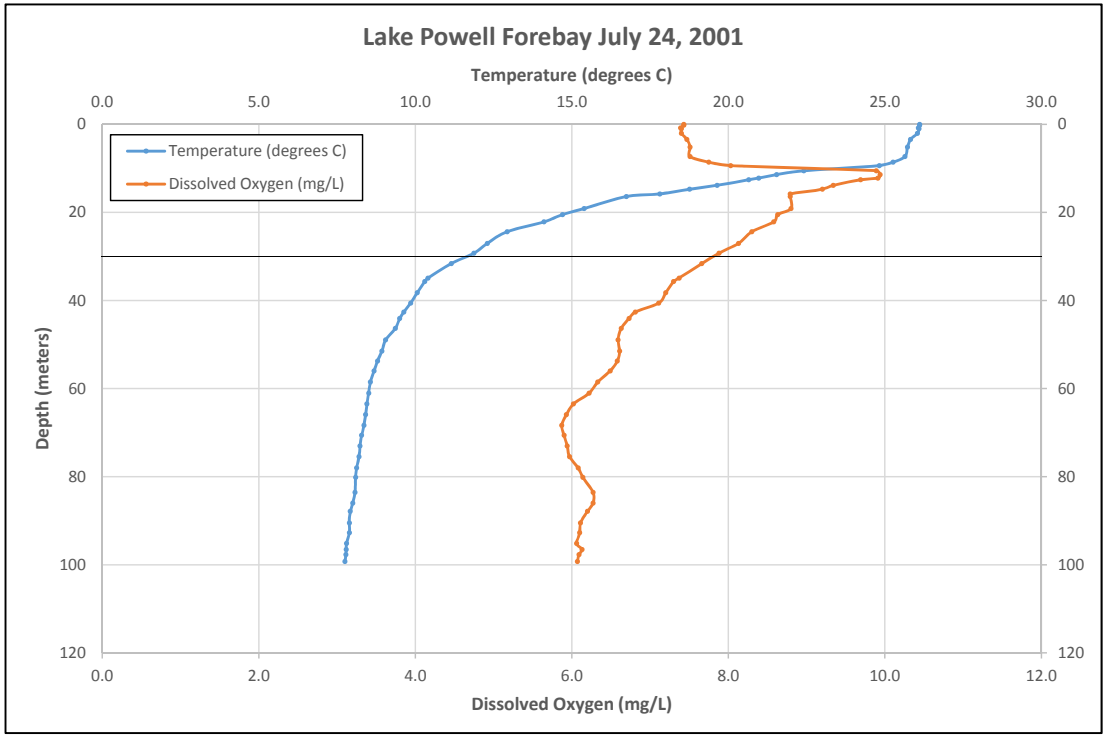


| Depth (m) | DO (mg/L) | Temp. (°C) |
|---|---|---|
| 0 to 30 | 7.4 to 9.9 | 11.9 to 26.1 |

| | | | | |
|---|---|---|---|---|
| 24-Jul-01 | 83.5 | 8.07 | 6.27 | 83.5 |
| 24-Jul-01 | 86.0 | 8.00 | 6.27 | 86.0 |
| 24-Jul-01 | 87.8 | 7.92 | 6.2 | 87.8 |
| 24-Jul-01 | 90.5 | 7.89 | 6.11 | 90.5 |
| 24-Jul-01 | 92.7 | 7.89 | 6.1 | 92.7 |
| 24-Jul-01 | 95.1 | 7.80 | 6.06 | 95.1 |
| 24-Jul-01 | 96.5 | 7.79 | 6.13 | 96.5 |
| 24-Jul-01 | 97.7 | 7.78 | 6.09 | 97.7 |
| 24-Jul-01 | 99.2 | 7.75 | 6.07 | 99.2 |

| Date | Depth (m) | T °C | DO mg/L | Depth (m) |
|---|---|---|---|---|
| 26-Jul-01 | 0.0 | 26.53 | 7.54 | 0.0 |
| 26-Jul-01 | 0.2 | 26.53 | 7.54 | 0.2 |
| 26-Jul-01 | 0.9 | 26.41 | 7.59 | 0.9 |
| 26-Jul-01 | 2.4 | 25.78 | 7.75 | 2.4 |
| 26-Jul-01 | 3.8 | 25.55 | 7.74 | 3.8 |
| 26-Jul-01 | 6.0 | 25.43 | 7.74 | 6.0 |
| 26-Jul-01 | 7.4 | 25.37 | 7.72 | 7.4 |
| 26-Jul-01 | 8.2 | 25.21 | 7.74 | 8.2 |
| 26-Jul-01 | 8.9 | 24.19 | 8.61 | 8.9 |
| 26-Jul-01 | 9.8 | 23.35 | 9.37 | 9.8 |
| 26-Jul-01 | 10.3 | 22.49 | 9.89 | 10.3 |
| 26-Jul-01 | 11.1 | 21.60 | 10.04 | 11.1 |
| 26-Jul-01 | 12.5 | 20.18 | 9.91 | 12.5 |
| 26-Jul-01 | 13.7 | 19.41 | 9.3 | 13.7 |
| 26-Jul-01 | 14.8 | 18.73 | 9.09 | 14.8 |
| 26-Jul-01 | 16.2 | 16.73 | 8.73 | 16.2 |
| 26-Jul-01 | 17.4 | 15.72 | 8.66 | 17.4 |
| 26-Jul-01 | 18.6 | 14.80 | 8.64 | 18.6 |
| 26-Jul-01 | 20.0 | 14.01 | 8.52 | 20.0 |
| 26-Jul-01 | 21.1 | 13.76 | 8.43 | 21.1 |
| 26-Jul-01 | 22.4 | 13.36 | 8.31 | 22.4 |
| 26-Jul-01 | 23.4 | 13.08 | 8.21 | 23.4 |
| 26-Jul-01 | 24.7 | 12.83 | 8.14 | 24.7 |
| 26-Jul-01 | 25.1 | 12.69 | 8.07 | 25.1 |
| 26-Jul-01 | 28.1 | 11.96 | 7.88 | 28.1 |
| 26-Jul-01 | 30.4 | 11.51 | 7.68 | 30.4 |
| 26-Jul-01 | 32.4 | 11.12 | 7.56 | 32.4 |
| 26-Jul-01 | 34.6 | 10.69 | 7.36 | 34.6 |
| 26-Jul-01 | 36.4 | 10.34 | 7.31 | 36.4 |
| 26-Jul-01 | 38.5 | 10.11 | 7.28 | 38.5 |
| 26-Jul-01 | 40.6 | 9.74 | 6.87 | 40.6 |
| 26-Jul-01 | 42.7 | 9.51 | 6.63 | 42.7 |
| 26-Jul-01 | 44.6 | 9.43 | 6.69 | 44.6 |
| 26-Jul-01 | 47.1 | 9.24 | 6.67 | 47.1 |
| 26-Jul-01 | 49.4 | 9.07 | 6.62 | 49.4 |
| 26-Jul-01 | 51.7 | 8.86 | 6.55 | 51.7 |
| 26-Jul-01 | 53.4 | 8.84 | 6.56 | 53.4 |
| 26-Jul-01 | 55.4 | 8.74 | 6.54 | 55.4 |
| 26-Jul-01 | 57.5 | 8.63 | 6.43 | 57.5 |
| 26-Jul-01 | 58.9 | 8.63 | 6.46 | 58.9 |
| 26-Jul-01 | 59.9 | 8.59 | 6.37 | 59.9 |
| 26-Jul-01 | 60.9 | 8.58 | 6.4 | 60.9 |
| 26-Jul-01 | 61.6 | 8.56 | 6.29 | 61.6 |
| 26-Jul-01 | 63.8 | 8.50 | 6.23 | 63.8 |
| 26-Jul-01 | 67.7 | 8.41 | 5.99 | 67.7 |
| 26-Jul-01 | 68.8 | 8.40 | 5.91 | 68.8 |

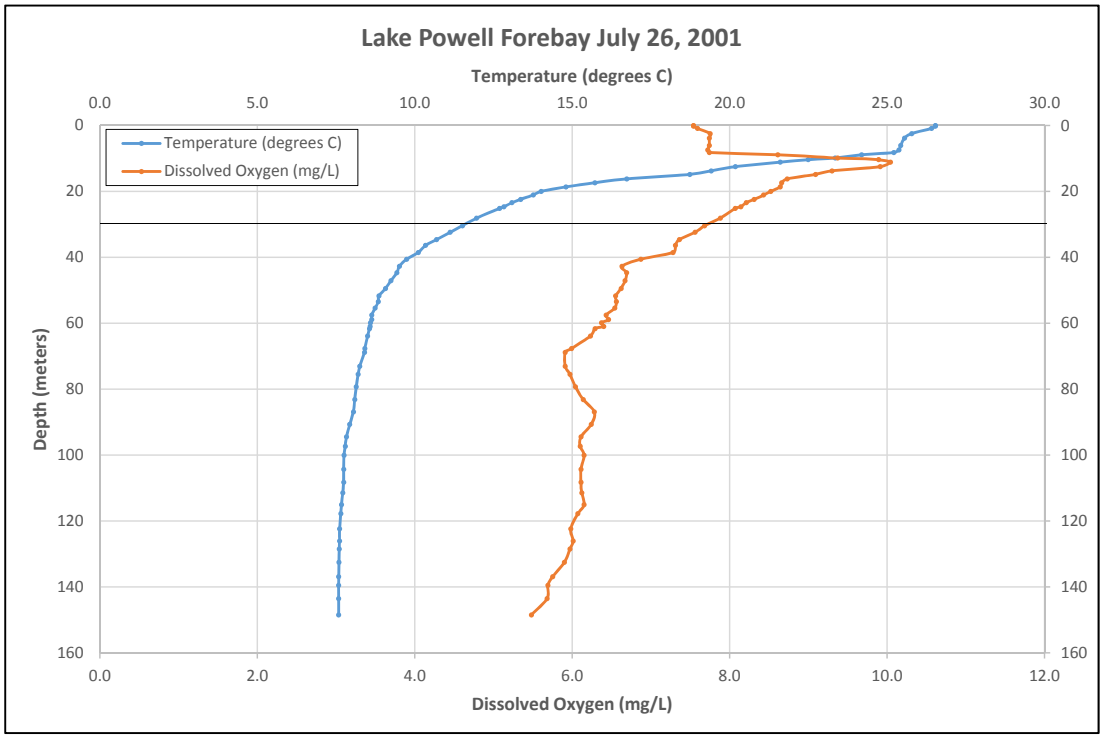


| Depth (m) | DO (mg/L) | Temp. (°C) |
|---|---|---|
| 0 to 30 | 7.5 to 10.0 | 12.0 to 26.5 |

| | | | | |
|---|---|---|---|---|
| 26-Jul-01 | 73.0 | 8.25 | 5.91 | 73.0 |
| 26-Jul-01 | 75.4 | 8.20 | 5.97 | 75.4 |
| 26-Jul-01 | 79.3 | 8.14 | 6.04 | 79.3 |
| 26-Jul-01 | 83.2 | 8.09 | 6.14 | 83.2 |
| 26-Jul-01 | 86.9 | 8.05 | 6.28 | 86.9 |
| 26-Jul-01 | 90.7 | 7.93 | 6.24 | 90.7 |
| 26-Jul-01 | 94.5 | 7.83 | 6.11 | 94.5 |
| 26-Jul-01 | 97.3 | 7.79 | 6.1 | 97.3 |
| 26-Jul-01 | 100.0 | 7.75 | 6.15 | 100.0 |
| 26-Jul-01 | 104.3 | 7.74 | 6.11 | 104.3 |
| 26-Jul-01 | 108.2 | 7.74 | 6.11 | 108.2 |
| 26-Jul-01 | 111.4 | 7.71 | 6.12 | 111.4 |
| 26-Jul-01 | 115.0 | 7.67 | 6.15 | 115.0 |
| 26-Jul-01 | 117.8 | 7.65 | 6.07 | 117.8 |
| 26-Jul-01 | 122.3 | 7.61 | 5.98 | 122.3 |
| 26-Jul-01 | 126.0 | 7.61 | 6.01 | 126.0 |
| 26-Jul-01 | 128.5 | 7.60 | 5.97 | 128.5 |
| 26-Jul-01 | 132.5 | 7.59 | 5.9 | 132.5 |
| 26-Jul-01 | 136.9 | 7.58 | 5.75 | 136.9 |
| 26-Jul-01 | 139.5 | 7.58 | 5.69 | 139.5 |
| 26-Jul-01 | 143.5 | 7.58 | 5.68 | 143.5 |
| 26-Jul-01 | 148.5 | 7.58 | 5.48 | 148.5 |

| Date | Depth (m) | T °C | DO mg/L | Depth (m) |
|---|---|---|---|---|
| 22-Aug-01 | 0.0 | 26.75 | 7.43 | 0.0 |
| 22-Aug-01 | 0.1 | 26.75 | 7.43 | 0.1 |
| 22-Aug-01 | 1.0 | 26.71 | 7.41 | 1.0 |
| 22-Aug-01 | 2.2 | 26.23 | 7.42 | 2.2 |
| 22-Aug-01 | 3.6 | 26.14 | 7.42 | 3.6 |
| 22-Aug-01 | 5.0 | 26.08 | 7.4 | 5.0 |
| 22-Aug-01 | 6.4 | 26.06 | 7.38 | 6.4 |
| 22-Aug-01 | 7.9 | 26.00 | 7.4 | 7.9 |
| 22-Aug-01 | 9.3 | 25.97 | 7.4 | 9.3 |
| 22-Aug-01 | 10.6 | 25.90 | 7.41 | 10.6 |
| 22-Aug-01 | 11.4 | 25.81 | 7.43 | 11.4 |
| 22-Aug-01 | 12.1 | 24.63 | 8.88 | 12.1 |
| 22-Aug-01 | 12.9 | 23.19 | 9.46 | 12.9 |
| 22-Aug-01 | 13.6 | 21.78 | 9.47 | 13.6 |
| 22-Aug-01 | 14.3 | 21.11 | 9.4 | 14.3 |
| 22-Aug-01 | 15.1 | 20.86 | 9.4 | 15.1 |
| 22-Aug-01 | 15.9 | 20.05 | 9.14 | 15.9 |
| 22-Aug-01 | 17.4 | 18.67 | 8.66 | 17.4 |
| 22-Aug-01 | 18.0 | 17.77 | 8.37 | 18.0 |
| 22-Aug-01 | 18.9 | 17.36 | 8.27 | 18.9 |
| 22-Aug-01 | 20.2 | 16.06 | 8 | 20.2 |
| 22-Aug-01 | 21.5 | 15.13 | 7.85 | 21.5 |
| 22-Aug-01 | 23.0 | 14.29 | 7.68 | 23.0 |
| 22-Aug-01 | 24.4 | 13.74 | 7.58 | 24.4 |
| 22-Aug-01 | 25.7 | 13.31 | 7.45 | 25.7 |
| 22-Aug-01 | 27.1 | 12.78 | 7.34 | 27.1 |
| 22-Aug-01 | 28.5 | 12.40 | 7.22 | 28.5 |
| 22-Aug-01 | 29.8 | 12.04 | 7.13 | 29.8 |
| 22-Aug-01 | 31.2 | 11.76 | 7.04 | 31.2 |
| 22-Aug-01 | 32.6 | 11.34 | 6.97 | 32.6 |
| 22-Aug-01 | 33.9 | 11.14 | 6.9 | 33.9 |
| 22-Aug-01 | 35.3 | 10.81 | 6.88 | 35.3 |
| 22-Aug-01 | 36.6 | 10.58 | 6.91 | 36.6 |
| 22-Aug-01 | 37.9 | 10.51 | 6.97 | 37.9 |
| 22-Aug-01 | 39.4 | 10.41 | 6.93 | 39.4 |
| 22-Aug-01 | 40.8 | 10.30 | 6.77 | 40.8 |
| 22-Aug-01 | 42.0 | 9.95 | 6.48 | 42.0 |
| 22-Aug-01 | 43.4 | 9.72 | 6.43 | 43.4 |
| 22-Aug-01 | 44.6 | 9.54 | 6.47 | 44.6 |
| 22-Aug-01 | 46.1 | 9.38 | 6.48 | 46.1 |
| 22-Aug-01 | 47.4 | 9.26 | 6.45 | 47.4 |
| 22-Aug-01 | 48.8 | 9.05 | 6.49 | 48.8 |
| 22-Aug-01 | 50.2 | 8.94 | 6.51 | 50.2 |
| 22-Aug-01 | 51.6 | 8.91 | 6.49 | 51.6 |
| 22-Aug-01 | 52.8 | 8.80 | 6.48 | 52.8 |
| 22-Aug-01 | 54.3 | 8.71 | 6.43 | 54.3 |

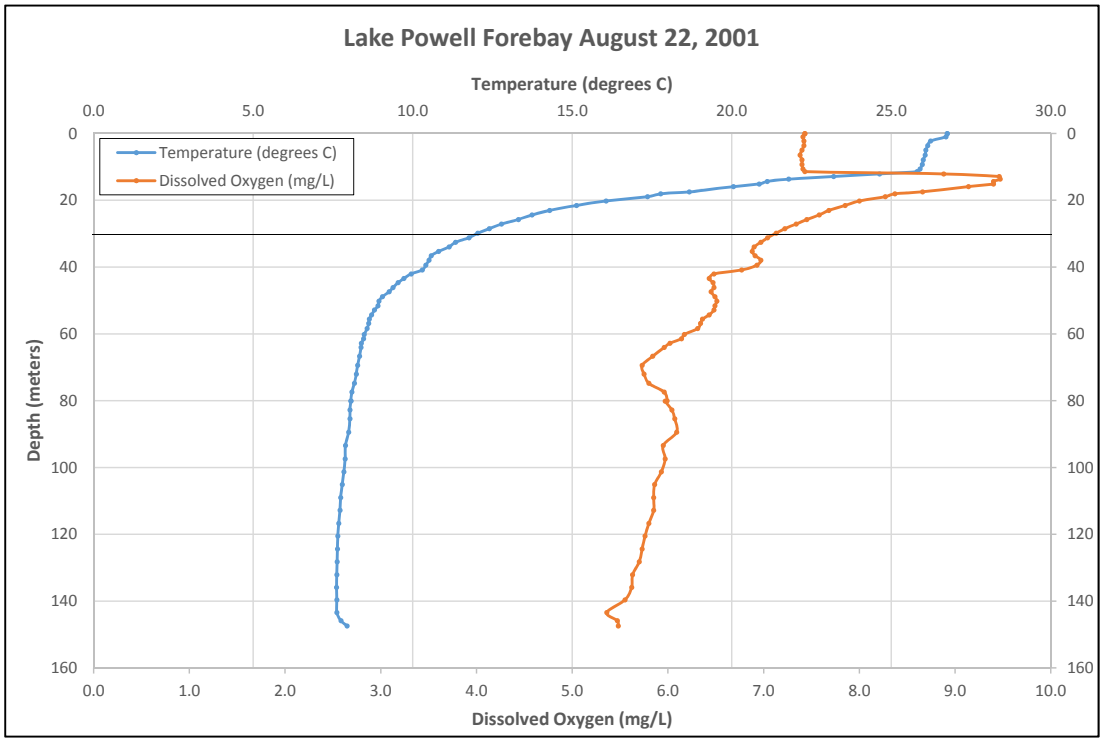


| Depth (m) | DO (mg/L) | Temp. (°C) |
|---|---|---|
| 0 to 30 | 7.1 to 9.5 | 12.0 to 26.8 |

| | | | | |
|---|---|---|---|---|
| 22-Aug-01 | 55.6 | 8.64 | 6.36 | 55.6 |
| 22-Aug-01 | 56.8 | 8.62 | 6.34 | 56.8 |
| 22-Aug-01 | 58.4 | 8.57 | 6.31 | 58.4 |
| 22-Aug-01 | 60.1 | 8.48 | 6.17 | 60.1 |
| 22-Aug-01 | 61.4 | 8.46 | 6.14 | 61.4 |
| 22-Aug-01 | 62.8 | 8.39 | 6.02 | 62.8 |
| 22-Aug-01 | 64.0 | 8.38 | 5.96 | 64.0 |
| 22-Aug-01 | 66.7 | 8.33 | 5.84 | 66.7 |
| 22-Aug-01 | 69.4 | 8.27 | 5.73 | 69.4 |
| 22-Aug-01 | 72.0 | 8.23 | 5.75 | 72.0 |
| 22-Aug-01 | 74.8 | 8.17 | 5.8 | 74.8 |
| 22-Aug-01 | 77.4 | 8.09 | 5.96 | 77.4 |
| 22-Aug-01 | 80.0 | 8.06 | 5.99 | 80.0 |
| 22-Aug-01 | 80.1 | 8.06 | 5.97 | 80.1 |
| 22-Aug-01 | 82.8 | 8.03 | 6.04 | 82.8 |
| 22-Aug-01 | 85.4 | 8.03 | 6.07 | 85.4 |
| 22-Aug-01 | 89.4 | 7.99 | 6.09 | 89.4 |
| 22-Aug-01 | 93.4 | 7.89 | 5.95 | 93.4 |
| 22-Aug-01 | 97.4 | 7.88 | 5.97 | 97.4 |
| 22-Aug-01 | 101.3 | 7.84 | 5.93 | 101.3 |
| 22-Aug-01 | 105.1 | 7.79 | 5.86 | 105.1 |
| 22-Aug-01 | 109.0 | 7.74 | 5.85 | 109.0 |
| 22-Aug-01 | 112.8 | 7.72 | 5.85 | 112.8 |
| 22-Aug-01 | 116.7 | 7.68 | 5.8 | 116.7 |
| 22-Aug-01 | 120.5 | 7.65 | 5.76 | 120.5 |
| 22-Aug-01 | 124.4 | 7.64 | 5.73 | 124.4 |
| 22-Aug-01 | 128.2 | 7.63 | 5.7 | 128.2 |
| 22-Aug-01 | 132.1 | 7.62 | 5.63 | 132.1 |
| 22-Aug-01 | 135.9 | 7.61 | 5.62 | 135.9 |
| 22-Aug-01 | 139.6 | 7.62 | 5.55 | 139.6 |
| 22-Aug-01 | 143.4 | 7.62 | 5.36 | 143.4 |
| 22-Aug-01 | 145.8 | 7.75 | 5.47 | 145.8 |
| 22-Aug-01 | 147.4 | 7.94 | 5.48 | 147.4 |

| Date | Depth (m) | T °C | DO mg/L | Depth (m) |
|---|---|---|---|---|
| 11-Sep-01 | 0.0 | 24.45 | 7.42 | 0.0 |
| 11-Sep-01 | 1.0 | 24.42 | 7.43 | 1.0 |
| 11-Sep-01 | 2.2 | 24.32 | 7.45 | 2.2 |
| 11-Sep-01 | 3.7 | 24.29 | 7.44 | 3.7 |
| 11-Sep-01 | 5.1 | 24.25 | 7.45 | 5.1 |
| 11-Sep-01 | 7.8 | 24.19 | 7.43 | 7.8 |
| 11-Sep-01 | 10.7 | 24.13 | 7.38 | 10.7 |
| 11-Sep-01 | 13.5 | 23.97 | 7.35 | 13.5 |
| 11-Sep-01 | 16.4 | 22.09 | 7.69 | 16.4 |
| 11-Sep-01 | 17.0 | 20.56 | 7.94 | 17.0 |
| 11-Sep-01 | 17.7 | 19.90 | 7.84 | 17.7 |
| 11-Sep-01 | 18.6 | 19.19 | 7.7 | 18.6 |
| 11-Sep-01 | 19.3 | 19.01 | 7.68 | 19.3 |
| 11-Sep-01 | 20.1 | 18.41 | 7.57 | 20.1 |
| 11-Sep-01 | 21.0 | 17.54 | 7.42 | 21.0 |
| 11-Sep-01 | 21.7 | 16.67 | 7.3 | 21.7 |
| 11-Sep-01 | 22.5 | 16.16 | 7.2 | 22.5 |
| 11-Sep-01 | 23.3 | 15.92 | 7.18 | 23.3 |
| 11-Sep-01 | 24.1 | 15.43 | 7.08 | 24.1 |
| 11-Sep-01 | 25.4 | 14.29 | 6.89 | 25.4 |
| 11-Sep-01 | 26.8 | 13.69 | 6.77 | 26.8 |
| 11-Sep-01 | 28.2 | 13.33 | 6.7 | 28.2 |
| 11-Sep-01 | 29.5 | 12.95 | 6.63 | 29.5 |
| 11-Sep-01 | 30.9 | 12.33 | 6.49 | 30.9 |
| 11-Sep-01 | 32.3 | 12.00 | 6.38 | 32.3 |
| 11-Sep-01 | 33.7 | 11.73 | 6.29 | 33.7 |
| 11-Sep-01 | 35.0 | 11.29 | 6.22 | 35.0 |
| 11-Sep-01 | 36.4 | 11.06 | 6.16 | 36.4 |
| 11-Sep-01 | 37.7 | 10.94 | 6.14 | 37.7 |
| 11-Sep-01 | 39.1 | 10.60 | 6.02 | 39.1 |
| 11-Sep-01 | 40.5 | 10.12 | 5.93 | 40.5 |
| 11-Sep-01 | 41.7 | 9.96 | 5.91 | 41.7 |
| 11-Sep-01 | 43.1 | 9.71 | 5.79 | 43.1 |
| 11-Sep-01 | 44.5 | 9.57 | 5.84 | 44.5 |
| 11-Sep-01 | 45.8 | 9.36 | 6.13 | 45.8 |
| 11-Sep-01 | 47.2 | 9.33 | 6.14 | 47.2 |
| 11-Sep-01 | 48.5 | 9.18 | 6.15 | 48.5 |
| 11-Sep-01 | 50.0 | 9.04 | 6.14 | 50.0 |
| 11-Sep-01 | 51.4 | 8.96 | 6.13 | 51.4 |
| 11-Sep-01 | 52.6 | 8.89 | 6.13 | 52.6 |
| 11-Sep-01 | 54.0 | 8.82 | 6.12 | 54.0 |
| 11-Sep-01 | 55.4 | 8.72 | 6.14 | 55.4 |
| 11-Sep-01 | 56.7 | 8.64 | 6.16 | 56.7 |
| 11-Sep-01 | 58.1 | 8.56 | 6.18 | 58.1 |
| 11-Sep-01 | 59.0 | 8.56 | 6.16 | 59.0 |
| 11-Sep-01 | 59.6 | 8.54 | 6.19 | 59.6 |

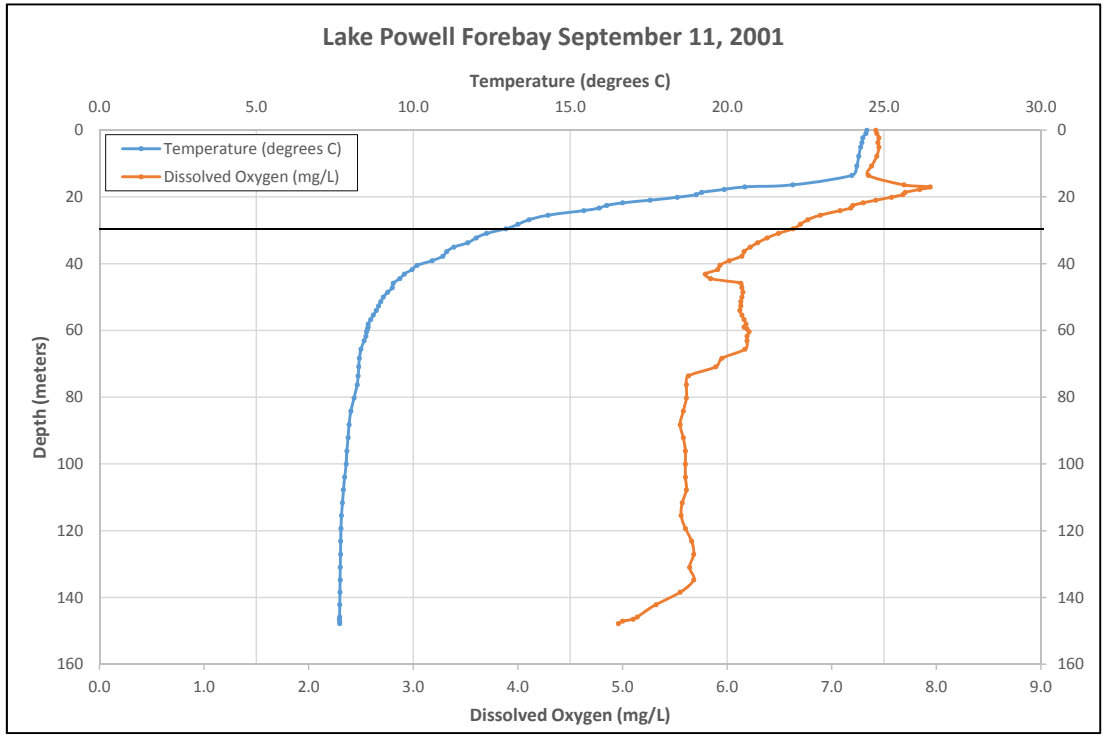


| Depth (m) | DO (mg/L) | Temp. (°C) |
|---|---|---|
| 0 to 30 | 6.5 to 7.9 | 12.3 to 24.5 |

| | | | | |
|---|---|---|---|---|
| 11-Sep-01 | 60.3 | 8.51 | 6.21 | 60.3 |
| 11-Sep-01 | 61.7 | 8.49 | 6.19 | 61.7 |
| 11-Sep-01 | 63.1 | 8.43 | 6.19 | 63.1 |
| 11-Sep-01 | 65.6 | 8.33 | 6.17 | 65.6 |
| 11-Sep-01 | 68.3 | 8.28 | 5.95 | 68.3 |
| 11-Sep-01 | 70.9 | 8.26 | 5.89 | 70.9 |
| 11-Sep-01 | 73.6 | 8.24 | 5.63 | 73.6 |
| 11-Sep-01 | 76.2 | 8.21 | 5.61 | 76.2 |
| 11-Sep-01 | 80.2 | 8.11 | 5.61 | 80.2 |
| 11-Sep-01 | 84.1 | 8.01 | 5.58 | 84.1 |
| 11-Sep-01 | 88.2 | 7.95 | 5.55 | 88.2 |
| 11-Sep-01 | 92.1 | 7.92 | 5.58 | 92.1 |
| 11-Sep-01 | 96.1 | 7.88 | 5.6 | 96.1 |
| 11-Sep-01 | 100.0 | 7.86 | 5.6 | 100.0 |
| 11-Sep-01 | 103.9 | 7.81 | 5.6 | 103.9 |
| 11-Sep-01 | 107.7 | 7.77 | 5.61 | 107.7 |
| 11-Sep-01 | 111.6 | 7.74 | 5.57 | 111.6 |
| 11-Sep-01 | 115.4 | 7.71 | 5.56 | 115.4 |
| 11-Sep-01 | 119.3 | 7.69 | 5.6 | 119.3 |
| 11-Sep-01 | 123.1 | 7.68 | 5.66 | 123.1 |
| 11-Sep-01 | 127.0 | 7.68 | 5.68 | 127.0 |
| 11-Sep-01 | 130.9 | 7.67 | 5.64 | 130.9 |
| 11-Sep-01 | 134.7 | 7.67 | 5.68 | 134.7 |
| 11-Sep-01 | 138.4 | 7.66 | 5.55 | 138.4 |
| 11-Sep-01 | 142.1 | 7.65 | 5.32 | 142.1 |
| 11-Sep-01 | 145.8 | 7.65 | 5.14 | 145.8 |
| 11-Sep-01 | 146.5 | 7.64 | 5.1 | 146.5 |
| 11-Sep-01 | 147.1 | 7.65 | 5 | 147.1 |
| 11-Sep-01 | 147.8 | 7.65 | 4.96 | 147.8 |

| Date | Depth (m) | T °C | DO mg/L | Depth (m) |
|---|---|---|---|---|
| 16-Oct-01 | 0.0 | 20.50 | 7.68 | 0.0 |
| 16-Oct-01 | 0.2 | 20.50 | 7.68 | 0.2 |
| 16-Oct-01 | 1.0 | 20.53 | 7.73 | 1.0 |
| 16-Oct-01 | 2.2 | 20.53 | 7.74 | 2.2 |
| 16-Oct-01 | 3.6 | 20.52 | 7.77 | 3.6 |
| 16-Oct-01 | 5.1 | 20.51 | 7.77 | 5.1 |
| 16-Oct-01 | 7.9 | 20.51 | 7.81 | 7.9 |
| 16-Oct-01 | 10.6 | 20.49 | 7.8 | 10.6 |
| 16-Oct-01 | 12.0 | 20.48 | 7.79 | 12.0 |
| 16-Oct-01 | 13.4 | 20.48 | 7.78 | 13.4 |
| 16-Oct-01 | 16.2 | 20.46 | 7.75 | 16.2 |
| 16-Oct-01 | 19.0 | 20.28 | 7.62 | 19.0 |
| 16-Oct-01 | 20.4 | 20.09 | 7.56 | 20.4 |
| 16-Oct-01 | 21.1 | 19.43 | 7.24 | 21.1 |
| 16-Oct-01 | 22.0 | 18.49 | 7.13 | 22.0 |
| 16-Oct-01 | 22.8 | 17.24 | 6.83 | 22.8 |
| 16-Oct-01 | 23.6 | 16.33 | 6.33 | 23.6 |
| 16-Oct-01 | 24.2 | 15.42 | 6.46 | 24.2 |
| 16-Oct-01 | 25.0 | 15.02 | 6.35 | 25.0 |
| 16-Oct-01 | 25.5 | 14.65 | 6.38 | 25.5 |
| 16-Oct-01 | 26.8 | 14.15 | 6.27 | 26.8 |
| 16-Oct-01 | 28.2 | 13.62 | 6.13 | 28.2 |
| 16-Oct-01 | 29.5 | 13.28 | 6.06 | 29.5 |
| 16-Oct-01 | 30.9 | 12.72 | 5.96 | 30.9 |
| 16-Oct-01 | 32.4 | 12.45 | 5.91 | 32.4 |
| 16-Oct-01 | 33.6 | 12.14 | 5.82 | 33.6 |
| 16-Oct-01 | 35.1 | 11.89 | 5.91 | 35.1 |
| 16-Oct-01 | 36.4 | 11.79 | 5.83 | 36.4 |
| 16-Oct-01 | 37.7 | 11.29 | 5.71 | 37.7 |
| 16-Oct-01 | 39.2 | 11.08 | 5.74 | 39.2 |
| 16-Oct-01 | 40.6 | 11.01 | 5.77 | 40.6 |
| 16-Oct-01 | 41.8 | 10.80 | 5.82 | 41.8 |
| 16-Oct-01 | 43.3 | 10.54 | 5.9 | 43.3 |
| 16-Oct-01 | 44.5 | 10.29 | 5.92 | 44.5 |
| 16-Oct-01 | 46.0 | 10.08 | 5.85 | 46.0 |
| 16-Oct-01 | 47.3 | 9.81 | 5.93 | 47.3 |
| 16-Oct-01 | 48.6 | 9.60 | 5.92 | 48.6 |
| 16-Oct-01 | 50.0 | 9.42 | 5.92 | 50.0 |
| 16-Oct-01 | 51.4 | 9.23 | 5.98 | 51.4 |
| 16-Oct-01 | 52.7 | 9.08 | 6.03 | 52.7 |
| 16-Oct-01 | 54.1 | 9.01 | 6.05 | 54.1 |
| 16-Oct-01 | 55.5 | 8.93 | 6.09 | 55.5 |
| 16-Oct-01 | 56.9 | 8.79 | 6.17 | 56.9 |
| 16-Oct-01 | 58.0 | 8.76 | 6.08 | 58.0 |
| 16-Oct-01 | 58.9 | 8.71 | 6.22 | 58.9 |
| 16-Oct-01 | 59.9 | 8.68 | 6.23 | 59.9 |

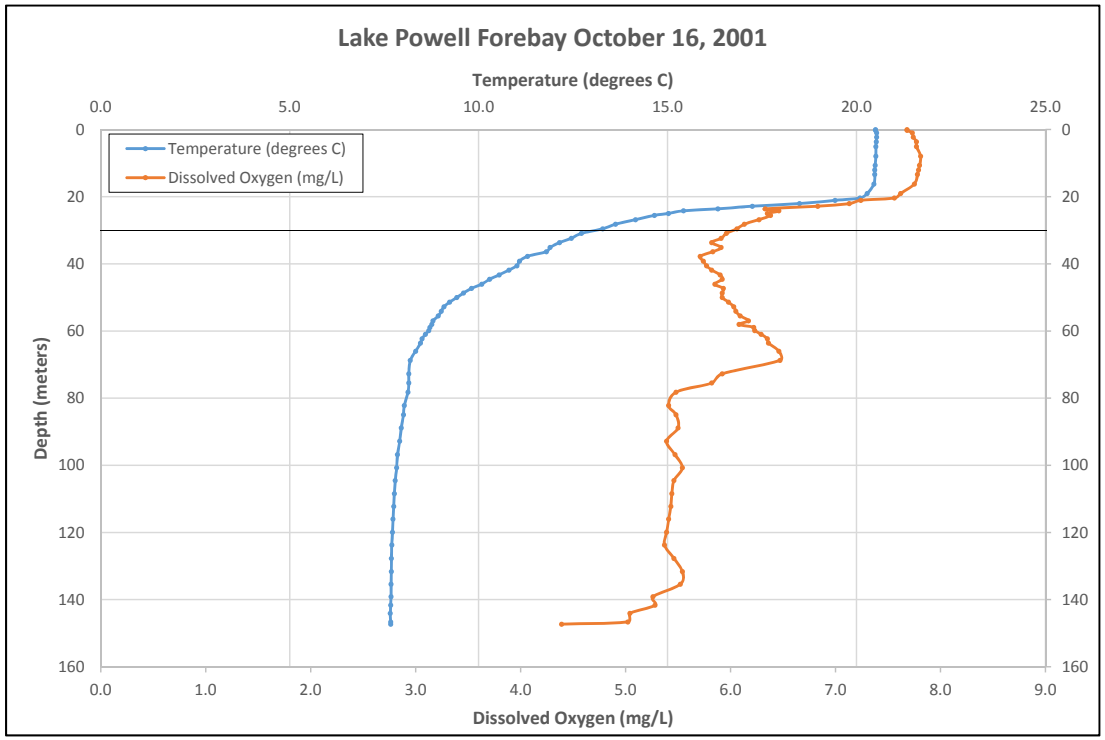


| Depth (m) | DO (mg/L) | Temp. (°C) |
|---|---|---|
| 0 to 30 | 6.0 to 7.8 | 12.7 to 20.5 |

| | | | | |
|---|---|---|---|---|
| 16-Oct-01 | 60.9 | 8.59 | 6.29 | 60.9 |
| 16-Oct-01 | 62.3 | 8.50 | 6.35 | 62.3 |
| 16-Oct-01 | 63.6 | 8.46 | 6.36 | 63.6 |
| 16-Oct-01 | 66.0 | 8.33 | 6.46 | 66.0 |
| 16-Oct-01 | 68.7 | 8.19 | 6.47 | 68.7 |
| 16-Oct-01 | 72.7 | 8.15 | 5.92 | 72.7 |
| 16-Oct-01 | 75.4 | 8.15 | 5.82 | 75.4 |
| 16-Oct-01 | 78.2 | 8.13 | 5.48 | 78.2 |
| 16-Oct-01 | 82.2 | 8.03 | 5.41 | 82.2 |
| 16-Oct-01 | 84.9 | 8.01 | 5.48 | 84.9 |
| 16-Oct-01 | 88.8 | 7.95 | 5.5 | 88.8 |
| 16-Oct-01 | 92.8 | 7.91 | 5.39 | 92.8 |
| 16-Oct-01 | 96.8 | 7.85 | 5.47 | 96.8 |
| 16-Oct-01 | 100.7 | 7.83 | 5.54 | 100.7 |
| 16-Oct-01 | 104.5 | 7.79 | 5.46 | 104.5 |
| 16-Oct-01 | 108.4 | 7.77 | 5.44 | 108.4 |
| 16-Oct-01 | 112.2 | 7.75 | 5.43 | 112.2 |
| 16-Oct-01 | 116.0 | 7.73 | 5.41 | 116.0 |
| 16-Oct-01 | 119.9 | 7.72 | 5.39 | 119.9 |
| 16-Oct-01 | 123.7 | 7.70 | 5.37 | 123.7 |
| 16-Oct-01 | 127.7 | 7.69 | 5.46 | 127.7 |
| 16-Oct-01 | 131.6 | 7.69 | 5.54 | 131.6 |
| 16-Oct-01 | 135.4 | 7.68 | 5.52 | 135.4 |
| 16-Oct-01 | 139.1 | 7.68 | 5.26 | 139.1 |
| 16-Oct-01 | 141.6 | 7.67 | 5.28 | 141.6 |
| 16-Oct-01 | 144.1 | 7.66 | 5.04 | 144.1 |
| 16-Oct-01 | 146.6 | 7.67 | 5.02 | 146.6 |
| 16-Oct-01 | 147.3 | 7.67 | 4.39 | 147.3 |

| Date | Depth (m) | T °C | DO mg/L | Depth (m) |
|---|---|---|---|---|
| 29-Nov-01 | 0.0 | 13.67 | 7.55 | 0.0 |
| 29-Nov-01 | 0.5 | 13.68 | 7.47 | 0.5 |
| 29-Nov-01 | 1.0 | 13.71 | 7.44 | 1.0 |
| 29-Nov-01 | 2.1 | 13.72 | 7.43 | 2.1 |
| 29-Nov-01 | 5.2 | 13.71 | 7.44 | 5.2 |
| 29-Nov-01 | 9.4 | 13.73 | 7.53 | 9.4 |
| 29-Nov-01 | 13.5 | 13.73 | 7.51 | 13.5 |
| 29-Nov-01 | 17.8 | 13.72 | 7.5 | 17.8 |
| 29-Nov-01 | 20.6 | 13.73 | 7.47 | 20.6 |
| 29-Nov-01 | 22.0 | 13.73 | 7.34 | 22.0 |
| 29-Nov-01 | 23.4 | 13.73 | 7.46 | 23.4 |
| 29-Nov-01 | 27.5 | 13.73 | 7.43 | 27.5 |
| 29-Nov-01 | 31.7 | 13.71 | 7.23 | 31.7 |
| 29-Nov-01 | 35.7 | 13.65 | 7.34 | 35.7 |
| 29-Nov-01 | 37.0 | 13.55 | 7.05 | 37.0 |
| 29-Nov-01 | 38.3 | 12.28 | 5.67 | 38.3 |
| 29-Nov-01 | 39.9 | 11.24 | 4.88 | 39.9 |
| 29-Nov-01 | 41.1 | 11.15 | 4.85 | 41.1 |
| 29-Nov-01 | 42.5 | 10.95 | 4.83 | 42.5 |
| 29-Nov-01 | 43.9 | 10.83 | 4.74 | 43.9 |
| 29-Nov-01 | 46.6 | 10.31 | 4.74 | 46.6 |
| 29-Nov-01 | 48.0 | 9.98 | 4.61 | 48.0 |
| 29-Nov-01 | 50.7 | 9.30 | 5.01 | 50.7 |
| 29-Nov-01 | 53.4 | 8.96 | 5.08 | 53.4 |
| 29-Nov-01 | 56.1 | 8.77 | 5.22 | 56.1 |
| 29-Nov-01 | 57.4 | 8.72 | 5.3 | 57.4 |
| 29-Nov-01 | 58.7 | 8.72 | 5.27 | 58.7 |
| 29-Nov-01 | 61.4 | 8.53 | 5.45 | 61.4 |
| 29-Nov-01 | 65.4 | 8.34 | 5.44 | 65.4 |
| 29-Nov-01 | 69.4 | 8.20 | 5.35 | 69.4 |
| 29-Nov-01 | 73.4 | 8.07 | 5.17 | 73.4 |
| 29-Nov-01 | 77.3 | 8.05 | 4.91 | 77.3 |
| 29-Nov-01 | 81.3 | 8.05 | 4.7 | 81.3 |
| 29-Nov-01 | 85.3 | 8.01 | 4.58 | 85.3 |
| 29-Nov-01 | 89.3 | 7.93 | 4.6 | 89.3 |
| 29-Nov-01 | 93.3 | 7.91 | 4.68 | 93.3 |
| 29-Nov-01 | 97.4 | 7.87 | 4.88 | 97.4 |
| 29-Nov-01 | 101.2 | 7.84 | 4.79 | 101.2 |
| 29-Nov-01 | 105.1 | 7.82 | 4.68 | 105.1 |
| 29-Nov-01 | 108.9 | 7.80 | 4.68 | 108.9 |
| 29-Nov-01 | 112.8 | 7.78 | 4.73 | 112.8 |
| 29-Nov-01 | 116.6 | 7.79 | 4.83 | 116.6 |
| 29-Nov-01 | 120.5 | 7.77 | 4.7 | 120.5 |
| 29-Nov-01 | 124.4 | 7.75 | 4.8 | 124.4 |
| 29-Nov-01 | 128.3 | 7.74 | 4.78 | 128.3 |
| 29-Nov-01 | 132.1 | 7.72 | 4.61 | 132.1 |

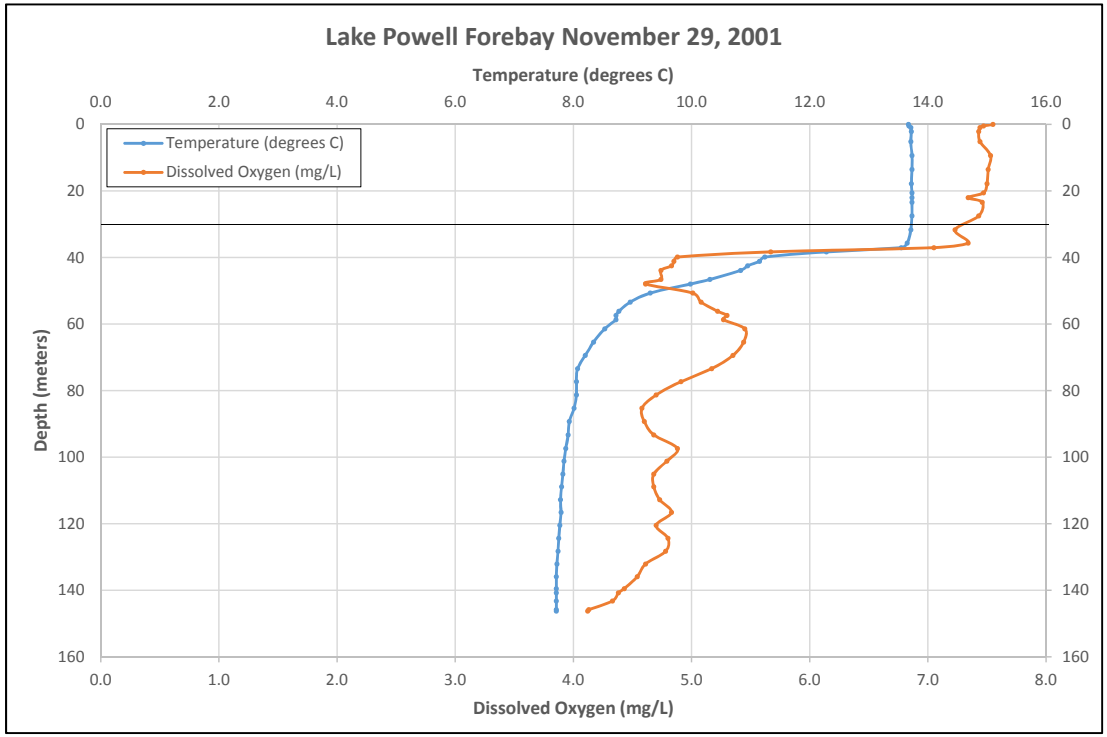


| Depth (m) | DO (mg/L) | Temp. (°C) |
|---|---|---|
| 0 to 30 | 7.4 to 7.6 | 13.7 to 13.7 |

| | | | | |
|---|---|---|---|---|
| 29-Nov-01 | 135.9 | 7.71 | 4.54 | 135.9 |
| 29-Nov-01 | 139.5 | 7.71 | 4.43 | 139.5 |
| 29-Nov-01 | 140.8 | 7.71 | 4.38 | 140.8 |
| 29-Nov-01 | 143.2 | 7.71 | 4.33 | 143.2 |
| 29-Nov-01 | 145.8 | 7.71 | 4.13 | 145.8 |
| 29-Nov-01 | 146.2 | 7.71 | 4.12 | 146.2 |

| Date | Depth (m) | T °C | DO mg/L | Depth (m) |
|---|---|---|---|---|
| 17-Dec-01 | 0.0 | 11.28 | 8.23 | 0.0 |
| 17-Dec-01 | 1.0 | 11.31 | 8.2 | 1.0 |
| 17-Dec-01 | 2.3 | 11.27 | 8.19 | 2.3 |
| 17-Dec-01 | 3.8 | 11.25 | 8.18 | 3.8 |
| 17-Dec-01 | 8.0 | 11.23 | 8.16 | 8.0 |
| 17-Dec-01 | 12.4 | 11.23 | 8.14 | 12.4 |
| 17-Dec-01 | 16.8 | 11.22 | 8.12 | 16.8 |
| 17-Dec-01 | 21.0 | 11.22 | 8.11 | 21.0 |
| 17-Dec-01 | 25.1 | 11.21 | 8.1 | 25.1 |
| 17-Dec-01 | 29.2 | 11.20 | 8.11 | 29.2 |
| 17-Dec-01 | 33.3 | 11.19 | 8.1 | 33.3 |
| 17-Dec-01 | 36.1 | 11.16 | 8.05 | 36.1 |
| 17-Dec-01 | 37.4 | 11.15 | 8.05 | 37.4 |
| 17-Dec-01 | 38.7 | 11.15 | 8.04 | 38.7 |
| 17-Dec-01 | 41.5 | 11.12 | 7.99 | 41.5 |
| 17-Dec-01 | 44.2 | 11.09 | 7.94 | 44.2 |
| 17-Dec-01 | 46.9 | 10.96 | 7.77 | 46.9 |
| 17-Dec-01 | 48.4 | 10.82 | 7.46 | 48.4 |
| 17-Dec-01 | 49.7 | 10.56 | 6.99 | 49.7 |
| 17-Dec-01 | 51.1 | 10.28 | 6.39 | 51.1 |
| 17-Dec-01 | 52.4 | 9.69 | 5.37 | 52.4 |
| 17-Dec-01 | 53.8 | 9.40 | 5.41 | 53.8 |
| 17-Dec-01 | 55.2 | 9.21 | 5.44 | 55.2 |
| 17-Dec-01 | 56.5 | 9.04 | 5.49 | 56.5 |
| 17-Dec-01 | 57.5 | 8.82 | 5.61 | 57.5 |
| 17-Dec-01 | 58.8 | 8.75 | 5.66 | 58.8 |
| 17-Dec-01 | 60.0 | 8.65 | 5.7 | 60.0 |
| 17-Dec-01 | 61.4 | 8.50 | 5.75 | 61.4 |
| 17-Dec-01 | 64.0 | 8.38 | 5.82 | 64.0 |
| 17-Dec-01 | 66.8 | 8.25 | 5.95 | 66.8 |
| 17-Dec-01 | 70.8 | 8.13 | 5.89 | 70.8 |
| 17-Dec-01 | 74.8 | 8.01 | 5.66 | 74.8 |
| 17-Dec-01 | 78.8 | 8.03 | 5.47 | 78.8 |
| 17-Dec-01 | 82.7 | 8.01 | 5.39 | 82.7 |
| 17-Dec-01 | 86.7 | 7.97 | 5.37 | 86.7 |
| 17-Dec-01 | 90.7 | 7.92 | 5.34 | 90.7 |
| 17-Dec-01 | 94.7 | 7.88 | 5.38 | 94.7 |
| 17-Dec-01 | 98.6 | 7.86 | 5.39 | 98.6 |
| 17-Dec-01 | 102.5 | 7.83 | 5.41 | 102.5 |
| 17-Dec-01 | 106.4 | 7.81 | 5.37 | 106.4 |
| 17-Dec-01 | 110.2 | 7.81 | 5.36 | 110.2 |
| 17-Dec-01 | 114.1 | 7.80 | 5.41 | 114.1 |
| 17-Dec-01 | 117.9 | 7.78 | 5.38 | 117.9 |
| 17-Dec-01 | 121.8 | 7.76 | 5.36 | 121.8 |
| 17-Dec-01 | 125.7 | 7.75 | 5.37 | 125.7 |
| 17-Dec-01 | 129.5 | 7.74 | 5.3 | 129.5 |

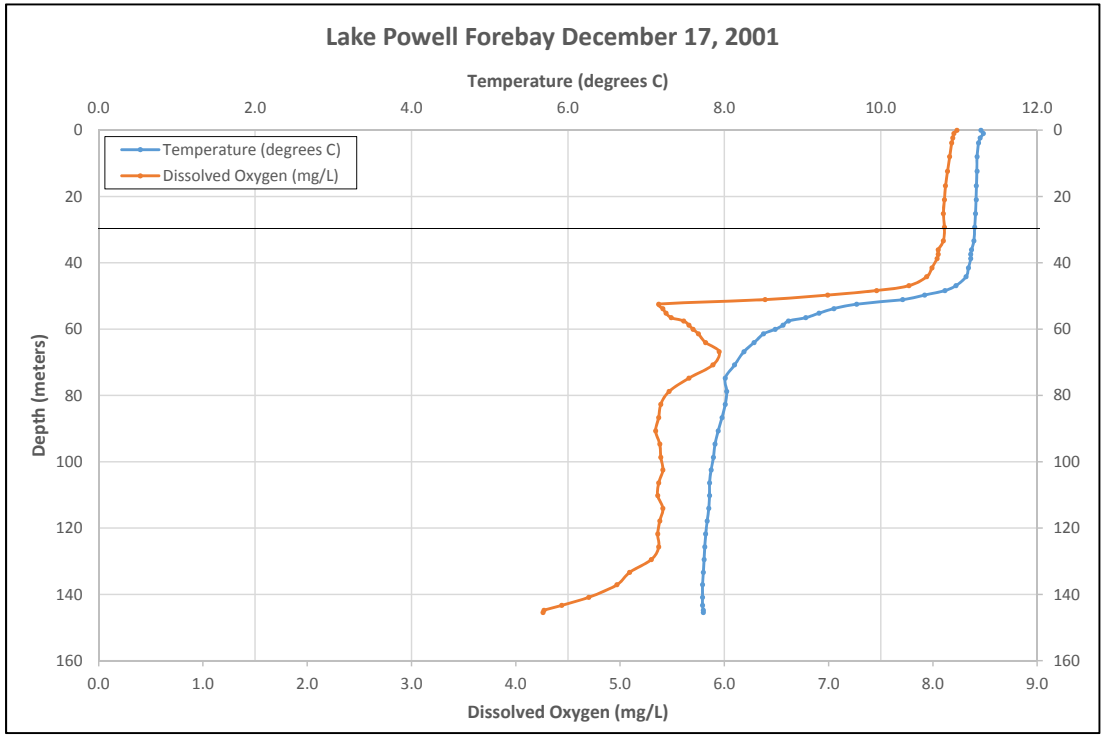


| Depth (m) | DO (mg/L) | Temp. (°C) |
|---|---|---|
| 0 to 30 | 8.1 to 8.2 | 11.2 to 11.3 |

| | | | | |
|---|---|---|---|---|
| 17-Dec-01 | 133.4 | 7.73 | 5.09 | 133.4 |
| 17-Dec-01 | 137.1 | 7.72 | 4.97 | 137.1 |
| 17-Dec-01 | 140.9 | 7.72 | 4.7 | 140.9 |
| 17-Dec-01 | 143.3 | 7.72 | 4.44 | 143.3 |
| 17-Dec-01 | 144.8 | 7.73 | 4.27 | 144.8 |
| 17-Dec-01 | 145.4 | 7.73 | 4.26 | 145.4 |

**Lake Powell Pipeline Project**
**FERC Request for Clarification Schedule A – Item 1**

# Reclamation Glen Canyon Dam Forebay Temperature and Dissolved Oxygen Data June 2014 to August 2015

| Date | Depth (m) | T °C | DO mg/L | Depth (m) |
|---|---|---|---|---|
| 6/6/14 | 0.5 | 22.90 | 10.11 | 0.5 |
| 6/6/14 | 1.0 | 22.19 | 10.30 | 1.0 |
| 6/6/14 | 1.5 | 22.15 | 10.30 | 1.5 |
| 6/6/14 | 2.0 | 21.97 | 10.33 | 2.0 |
| 6/6/14 | 2.5 | 21.83 | 10.39 | 2.5 |
| 6/6/14 | 3.0 | 21.72 | 10.52 | 3.0 |
| 6/6/14 | 3.5 | 21.60 | 10.60 | 3.5 |
| 6/6/14 | 4.0 | 21.39 | 10.73 | 4.0 |
| 6/6/14 | 4.5 | 21.19 | 11.05 | 4.5 |
| 6/6/14 | 5.0 | 20.85 | 11.56 | 5.0 |
| 6/6/14 | 5.5 | 20.25 | 12.18 | 5.5 |
| 6/6/14 | 6.0 | 19.38 | 12.69 | 6.0 |
| 6/6/14 | 6.5 | 18.34 | 12.96 | 6.5 |
| 6/6/14 | 7.0 | 17.59 | 13.03 | 7.0 |
| 6/6/14 | 7.5 | 17.01 | 13.00 | 7.5 |
| 6/6/14 | 8.0 | 16.58 | 12.89 | 8.0 |
| 6/6/14 | 8.5 | 16.29 | 12.76 | 8.5 |
| 6/6/14 | 9.0 | 16.10 | 12.61 | 9.0 |
| 6/6/14 | 9.5 | 15.90 | 12.47 | 9.5 |
| 6/6/14 | 10.0 | 15.70 | 12.33 | 10.0 |
| 6/6/14 | 10.5 | 15.52 | 12.16 | 10.5 |
| 6/6/14 | 11.0 | 15.36 | 12.01 | 11.0 |
| 6/6/14 | 11.5 | 15.21 | 11.86 | 11.5 |
| 6/6/14 | 12.0 | 15.09 | 11.66 | 12.0 |
| 6/6/14 | 12.5 | 14.94 | 11.47 | 12.5 |
| 6/6/14 | 13.0 | 14.77 | 11.38 | 13.0 |
| 6/6/14 | 13.5 | 14.61 | 11.27 | 13.5 |
| 6/6/14 | 14.0 | 14.55 | 11.10 | 14.0 |
| 6/6/14 | 14.5 | 14.42 | 10.91 | 14.5 |
| 6/6/14 | 15.0 | 14.25 | 10.74 | 15.0 |
| 6/6/14 | 15.5 | 14.06 | 10.64 | 15.5 |
| 6/6/14 | 16.0 | 13.88 | 10.55 | 16.0 |
| 6/6/14 | 16.5 | 13.77 | 10.43 | 16.5 |
| 6/6/14 | 17.0 | 13.65 | 10.35 | 17.0 |
| 6/6/14 | 17.5 | 13.51 | 10.33 | 17.5 |
| 6/6/14 | 18.0 | 13.43 | 10.28 | 18.0 |
| 6/6/14 | 18.5 | 13.40 | 10.18 | 18.5 |
| 6/6/14 | 19.0 | 13.31 | 10.06 | 19.0 |
| 6/6/14 | 19.5 | 13.15 | 10.01 | 19.5 |
| 6/6/14 | 20.0 | 13.02 | 9.98 | 20.0 |
| 6/6/14 | 20.5 | 12.94 | 9.93 | 20.5 |
| 6/6/14 | 21.0 | 12.88 | 9.86 | 21.0 |
| 6/6/14 | 21.5 | 12.77 | 9.80 | 21.5 |
| 6/6/14 | 22.0 | 12.58 | 9.75 | 22.0 |
| 6/6/14 | 22.5 | 12.47 | 9.72 | 22.5 |

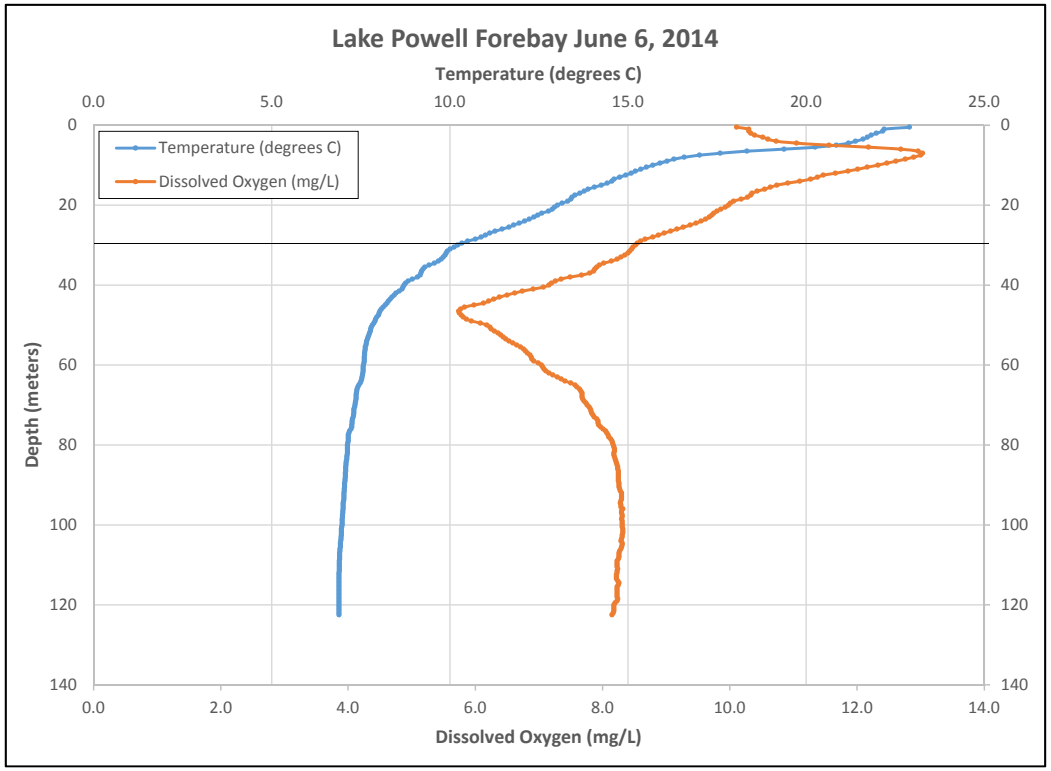


| Depth (m) | DO (mg/L) | Temp. (°C) |
|---|---|---|
| 0 to 30 | 8.5 to 13.0 | 10.2 to 22.9 |

| | | | | |
|---|---|---|---|---|
| 6/6/14 | 23.0 | 12.36 | 9.68 | 23.0 |
| 6/6/14 | 23.5 | 12.23 | 9.62 | 23.5 |
| 6/6/14 | 24.0 | 12.10 | 9.55 | 24.0 |
| 6/6/14 | 24.5 | 11.95 | 9.47 | 24.5 |
| 6/6/14 | 25.0 | 11.79 | 9.38 | 25.0 |
| 6/6/14 | 25.5 | 11.66 | 9.27 | 25.5 |
| 6/6/14 | 26.0 | 11.47 | 9.17 | 26.0 |
| 6/6/14 | 26.5 | 11.27 | 9.07 | 26.5 |
| 6/6/14 | 27.0 | 11.12 | 8.97 | 27.0 |
| 6/6/14 | 27.5 | 11.00 | 8.88 | 27.5 |
| 6/6/14 | 28.0 | 10.88 | 8.79 | 28.0 |
| 6/6/14 | 28.5 | 10.72 | 8.67 | 28.5 |
| 6/6/14 | 29.0 | 10.50 | 8.60 | 29.0 |
| 6/6/14 | 29.5 | 10.34 | 8.55 | 29.5 |
| 6/6/14 | 30.0 | 10.22 | 8.52 | 30.0 |
| 6/6/14 | 30.5 | 10.12 | 8.48 | 30.5 |
| 6/6/14 | 31.0 | 10.01 | 8.46 | 31.0 |
| 6/6/14 | 31.5 | 9.93 | 8.43 | 31.5 |
| 6/6/14 | 32.0 | 9.90 | 8.40 | 32.0 |
| 6/6/14 | 32.5 | 9.87 | 8.35 | 32.5 |
| 6/6/14 | 33.0 | 9.82 | 8.29 | 33.0 |
| 6/6/14 | 33.5 | 9.76 | 8.23 | 33.5 |
| 6/6/14 | 34.0 | 9.68 | 8.14 | 34.0 |
| 6/6/14 | 34.5 | 9.57 | 8.02 | 34.5 |
| 6/6/14 | 35.0 | 9.42 | 7.95 | 35.0 |
| 6/6/14 | 35.5 | 9.30 | 7.91 | 35.5 |
| 6/6/14 | 36.0 | 9.25 | 7.88 | 36.0 |
| 6/6/14 | 36.5 | 9.21 | 7.86 | 36.5 |
| 6/6/14 | 37.0 | 9.19 | 7.80 | 37.0 |
| 6/6/14 | 37.5 | 9.17 | 7.67 | 37.5 |
| 6/6/14 | 38.0 | 9.09 | 7.49 | 38.0 |
| 6/6/14 | 38.5 | 8.95 | 7.35 | 38.5 |
| 6/6/14 | 39.0 | 8.83 | 7.26 | 39.0 |
| 6/6/14 | 39.5 | 8.76 | 7.20 | 39.5 |
| 6/6/14 | 40.0 | 8.72 | 7.16 | 40.0 |
| 6/6/14 | 40.5 | 8.69 | 7.07 | 40.5 |
| 6/6/14 | 41.0 | 8.66 | 6.91 | 41.0 |
| 6/6/14 | 41.5 | 8.58 | 6.74 | 41.5 |
| 6/6/14 | 42.0 | 8.49 | 6.62 | 42.0 |
| 6/6/14 | 42.5 | 8.44 | 6.50 | 42.5 |
| 6/6/14 | 43.0 | 8.38 | 6.38 | 43.0 |
| 6/6/14 | 43.5 | 8.33 | 6.29 | 43.5 |
| 6/6/14 | 44.0 | 8.28 | 6.21 | 44.0 |
| 6/6/14 | 44.5 | 8.24 | 6.13 | 44.5 |
| 6/6/14 | 45.0 | 8.19 | 5.98 | 45.0 |
| 6/6/14 | 45.5 | 8.13 | 5.83 | 45.5 |

| | | | | |
|---|---|---|---|---|
| 6/6/14 | 46.0 | 8.08 | 5.77 | 46.0 |
| 6/6/14 | 46.5 | 8.04 | 5.74 | 46.5 |
| 6/6/14 | 47.0 | 8.02 | 5.75 | 47.0 |
| 6/6/14 | 47.5 | 8.00 | 5.78 | 47.5 |
| 6/6/14 | 48.0 | 7.95 | 5.81 | 48.0 |
| 6/6/14 | 48.5 | 7.92 | 5.86 | 48.5 |
| 6/6/14 | 49.0 | 7.90 | 5.94 | 49.0 |
| 6/6/14 | 49.5 | 7.87 | 6.08 | 49.5 |
| 6/6/14 | 50.0 | 7.83 | 6.18 | 50.0 |
| 6/6/14 | 50.5 | 7.80 | 6.23 | 50.5 |
| 6/6/14 | 51.0 | 7.78 | 6.25 | 51.0 |
| 6/6/14 | 51.5 | 7.77 | 6.30 | 51.5 |
| 6/6/14 | 52.0 | 7.75 | 6.36 | 52.0 |
| 6/6/14 | 52.5 | 7.73 | 6.40 | 52.5 |
| 6/6/14 | 53.0 | 7.71 | 6.44 | 53.0 |
| 6/6/14 | 53.5 | 7.69 | 6.48 | 53.5 |
| 6/6/14 | 54.0 | 7.67 | 6.53 | 54.0 |
| 6/6/14 | 54.5 | 7.66 | 6.59 | 54.5 |
| 6/6/14 | 55.0 | 7.65 | 6.65 | 55.0 |
| 6/6/14 | 55.5 | 7.63 | 6.71 | 55.5 |
| 6/6/14 | 56.0 | 7.63 | 6.76 | 56.0 |
| 6/6/14 | 56.5 | 7.62 | 6.79 | 56.5 |
| 6/6/14 | 57.0 | 7.61 | 6.82 | 57.0 |
| 6/6/14 | 57.5 | 7.61 | 6.86 | 57.5 |
| 6/6/14 | 58.0 | 7.60 | 6.88 | 58.0 |
| 6/6/14 | 58.5 | 7.60 | 6.89 | 58.5 |
| 6/6/14 | 59.0 | 7.60 | 6.92 | 59.0 |
| 6/6/14 | 59.5 | 7.59 | 6.99 | 59.5 |
| 6/6/14 | 60.0 | 7.58 | 7.04 | 60.0 |
| 6/6/14 | 60.5 | 7.57 | 7.06 | 60.5 |
| 6/6/14 | 61.0 | 7.57 | 7.08 | 61.0 |
| 6/6/14 | 61.5 | 7.57 | 7.11 | 61.5 |
| 6/6/14 | 62.0 | 7.56 | 7.16 | 62.0 |
| 6/6/14 | 62.5 | 7.55 | 7.22 | 62.5 |
| 6/6/14 | 63.0 | 7.54 | 7.29 | 63.0 |
| 6/6/14 | 63.5 | 7.53 | 7.35 | 63.5 |
| 6/6/14 | 64.0 | 7.51 | 7.41 | 64.0 |
| 6/6/14 | 64.5 | 7.49 | 7.50 | 64.5 |
| 6/6/14 | 65.0 | 7.45 | 7.57 | 65.0 |
| 6/6/14 | 65.5 | 7.42 | 7.60 | 65.5 |
| 6/6/14 | 66.0 | 7.40 | 7.64 | 66.0 |
| 6/6/14 | 66.5 | 7.39 | 7.66 | 66.5 |
| 6/6/14 | 67.0 | 7.38 | 7.68 | 67.0 |
| 6/6/14 | 67.5 | 7.37 | 7.68 | 67.5 |
| 6/6/14 | 68.0 | 7.37 | 7.68 | 68.0 |
| 6/6/14 | 68.5 | 7.37 | 7.69 | 68.5 |

| | | | | |
|---|---|---|---|---|
| 6/6/14 | 69.0 | 7.36 | 7.71 | 69.0 |
| 6/6/14 | 69.5 | 7.35 | 7.74 | 69.5 |
| 6/6/14 | 70.0 | 7.34 | 7.76 | 70.0 |
| 6/6/14 | 70.5 | 7.33 | 7.79 | 70.5 |
| 6/6/14 | 71.0 | 7.31 | 7.81 | 71.0 |
| 6/6/14 | 71.5 | 7.31 | 7.82 | 71.5 |
| 6/6/14 | 72.0 | 7.31 | 7.83 | 72.0 |
| 6/6/14 | 72.5 | 7.30 | 7.85 | 72.5 |
| 6/6/14 | 73.0 | 7.29 | 7.87 | 73.0 |
| 6/6/14 | 73.5 | 7.27 | 7.91 | 73.5 |
| 6/6/14 | 74.0 | 7.26 | 7.93 | 74.0 |
| 6/6/14 | 74.5 | 7.26 | 7.93 | 74.5 |
| 6/6/14 | 75.0 | 7.25 | 7.94 | 75.0 |
| 6/6/14 | 75.5 | 7.25 | 7.97 | 75.5 |
| 6/6/14 | 76.0 | 7.23 | 8.01 | 76.0 |
| 6/6/14 | 76.5 | 7.19 | 8.05 | 76.5 |
| 6/6/14 | 77.0 | 7.17 | 8.07 | 77.0 |
| 6/6/14 | 77.5 | 7.15 | 8.09 | 77.5 |
| 6/6/14 | 78.0 | 7.15 | 8.10 | 78.0 |
| 6/6/14 | 78.5 | 7.15 | 8.13 | 78.5 |
| 6/6/14 | 79.0 | 7.15 | 8.15 | 79.0 |
| 6/6/14 | 79.5 | 7.14 | 8.16 | 79.5 |
| 6/6/14 | 80.0 | 7.13 | 8.17 | 80.0 |
| 6/6/14 | 80.5 | 7.13 | 8.18 | 80.5 |
| 6/6/14 | 81.0 | 7.13 | 8.19 | 81.0 |
| 6/6/14 | 81.5 | 7.13 | 8.19 | 81.5 |
| 6/6/14 | 82.0 | 7.13 | 8.18 | 82.0 |
| 6/6/14 | 82.5 | 7.12 | 8.18 | 82.5 |
| 6/6/14 | 83.0 | 7.11 | 8.19 | 83.0 |
| 6/6/14 | 83.5 | 7.11 | 8.20 | 83.5 |
| 6/6/14 | 84.0 | 7.10 | 8.21 | 84.0 |
| 6/6/14 | 84.5 | 7.09 | 8.22 | 84.5 |
| 6/6/14 | 85.0 | 7.09 | 8.23 | 85.0 |
| 6/6/14 | 85.5 | 7.08 | 8.24 | 85.5 |
| 6/6/14 | 86.0 | 7.08 | 8.24 | 86.0 |
| 6/6/14 | 86.5 | 7.08 | 8.25 | 86.5 |
| 6/6/14 | 87.0 | 7.07 | 8.25 | 87.0 |
| 6/6/14 | 87.5 | 7.07 | 8.25 | 87.5 |
| 6/6/14 | 88.0 | 7.07 | 8.25 | 88.0 |
| 6/6/14 | 88.5 | 7.06 | 8.25 | 88.5 |
| 6/6/14 | 89.0 | 7.06 | 8.25 | 89.0 |
| 6/6/14 | 89.5 | 7.05 | 8.26 | 89.5 |
| 6/6/14 | 90.0 | 7.05 | 8.26 | 90.0 |
| 6/6/14 | 90.5 | 7.05 | 8.26 | 90.5 |
| 6/6/14 | 91.0 | 7.04 | 8.27 | 91.0 |
| 6/6/14 | 91.5 | 7.04 | 8.28 | 91.5 |

| | | | | |
|---|---|---|---|---|
| 6/6/14 | 92.0 | 7.03 | 8.30 | 92.0 |
| 6/6/14 | 92.5 | 7.03 | 8.30 | 92.5 |
| 6/6/14 | 93.0 | 7.03 | 8.30 | 93.0 |
| 6/6/14 | 93.5 | 7.03 | 8.30 | 93.5 |
| 6/6/14 | 94.0 | 7.02 | 8.29 | 94.0 |
| 6/6/14 | 94.5 | 7.01 | 8.28 | 94.5 |
| 6/6/14 | 95.0 | 7.01 | 8.29 | 95.0 |
| 6/6/14 | 95.5 | 7.01 | 8.29 | 95.5 |
| 6/6/14 | 96.0 | 7.01 | 8.32 | 96.0 |
| 6/6/14 | 96.5 | 7.00 | 8.30 | 96.5 |
| 6/6/14 | 97.0 | 7.00 | 8.30 | 97.0 |
| 6/6/14 | 97.5 | 6.99 | 8.31 | 97.5 |
| 6/6/14 | 98.0 | 6.99 | 8.31 | 98.0 |
| 6/6/14 | 98.5 | 6.98 | 8.30 | 98.5 |
| 6/6/14 | 99.0 | 6.98 | 8.31 | 99.0 |
| 6/6/14 | 99.5 | 6.98 | 8.31 | 99.5 |
| 6/6/14 | 100.0 | 6.98 | 8.31 | 100.0 |
| 6/6/14 | 100.5 | 6.97 | 8.31 | 100.5 |
| 6/6/14 | 101.0 | 6.96 | 8.32 | 101.0 |
| 6/6/14 | 101.5 | 6.96 | 8.32 | 101.5 |
| 6/6/14 | 102.0 | 6.96 | 8.32 | 102.0 |
| 6/6/14 | 102.5 | 6.96 | 8.31 | 102.5 |
| 6/6/14 | 103.0 | 6.95 | 8.31 | 103.0 |
| 6/6/14 | 103.5 | 6.95 | 8.30 | 103.5 |
| 6/6/14 | 104.0 | 6.94 | 8.29 | 104.0 |
| 6/6/14 | 104.5 | 6.93 | 8.31 | 104.5 |
| 6/6/14 | 105.0 | 6.93 | 8.31 | 105.0 |
| 6/6/14 | 105.5 | 6.93 | 8.30 | 105.5 |
| 6/6/14 | 106.0 | 6.92 | 8.29 | 106.0 |
| 6/6/14 | 106.5 | 6.92 | 8.27 | 106.5 |
| 6/6/14 | 107.0 | 6.91 | 8.26 | 107.0 |
| 6/6/14 | 107.5 | 6.91 | 8.26 | 107.5 |
| 6/6/14 | 108.0 | 6.91 | 8.26 | 108.0 |
| 6/6/14 | 108.5 | 6.91 | 8.25 | 108.5 |
| 6/6/14 | 109.0 | 6.90 | 8.23 | 109.0 |
| 6/6/14 | 109.5 | 6.90 | 8.23 | 109.5 |
| 6/6/14 | 110.0 | 6.90 | 8.23 | 110.0 |
| 6/6/14 | 110.5 | 6.90 | 8.23 | 110.5 |
| 6/6/14 | 111.0 | 6.90 | 8.24 | 111.0 |
| 6/6/14 | 111.5 | 6.90 | 8.23 | 111.5 |
| 6/6/14 | 112.0 | 6.89 | 8.23 | 112.0 |
| 6/6/14 | 112.5 | 6.89 | 8.22 | 112.5 |
| 6/6/14 | 113.0 | 6.89 | 8.22 | 113.0 |
| 6/6/14 | 113.5 | 6.89 | 8.22 | 113.5 |
| 6/6/14 | 114.0 | 6.89 | 8.24 | 114.0 |
| 6/6/14 | 114.5 | 6.89 | 8.26 | 114.5 |

| | | | | |
|---|---|---|---|---|
| 6/6/14 | 115.0 | 6.89 | 8.25 | 115.0 |
| 6/6/14 | 115.5 | 6.89 | 8.23 | 115.5 |
| 6/6/14 | 116.0 | 6.89 | 8.23 | 116.0 |
| 6/6/14 | 116.5 | 6.89 | 8.23 | 116.5 |
| 6/6/14 | 117.0 | 6.89 | 8.23 | 117.0 |
| 6/6/14 | 117.5 | 6.89 | 8.23 | 117.5 |
| 6/6/14 | 118.0 | 6.89 | 8.23 | 118.0 |
| 6/6/14 | 118.5 | 6.89 | 8.24 | 118.5 |
| 6/6/14 | 119.0 | 6.89 | 8.23 | 119.0 |
| 6/6/14 | 119.5 | 6.89 | 8.20 | 119.5 |
| 6/6/14 | 120.0 | 6.89 | 8.18 | 120.0 |
| 6/6/14 | 120.5 | 6.89 | 8.18 | 120.5 |
| 6/6/14 | 121.0 | 6.89 | 8.18 | 121.0 |
| 6/6/14 | 121.5 | 6.89 | 8.18 | 121.5 |
| 6/6/14 | 122.0 | 6.89 | 8.17 | 122.0 |
| 6/6/14 | 122.5 | 6.89 | 8.15 | 122.5 |

| Date | Depth (m) | T °C | DO mg/L | Depth (m) |
|---|---|---|---|---|
| 7/15/14 | 0.5 | 26.73 | 9.41 | 0.5 |
| 7/15/14 | 1.0 | 26.69 | 9.40 | 1.0 |
| 7/15/14 | 1.5 | 26.66 | 9.45 | 1.5 |
| 7/15/14 | 2.0 | 26.50 | 9.57 | 2.0 |
| 7/15/14 | 2.5 | 26.09 | 9.67 | 2.5 |
| 7/15/14 | 3.0 | 25.73 | 9.78 | 3.0 |
| 7/15/14 | 3.5 | 25.55 | 9.84 | 3.5 |
| 7/15/14 | 4.0 | 25.44 | 10.18 | 4.0 |
| 7/15/14 | 4.5 | 25.23 | 10.60 | 4.5 |
| 7/15/14 | 5.0 | 24.35 | 10.82 | 5.0 |
| 7/15/14 | 5.5 | 23.37 | 10.89 | 5.5 |
| 7/15/14 | 6.0 | 22.75 | 10.86 | 6.0 |
| 7/15/14 | 6.5 | 22.32 | 10.70 | 6.5 |
| 7/15/14 | 7.0 | 21.99 | 10.42 | 7.0 |
| 7/15/14 | 7.5 | 21.62 | 10.11 | 7.5 |
| 7/15/14 | 8.0 | 21.18 | 9.99 | 8.0 |
| 7/15/14 | 8.5 | 20.81 | 9.93 | 8.5 |
| 7/15/14 | 9.0 | 20.57 | 9.71 | 9.0 |
| 7/15/14 | 9.5 | 20.43 | 9.34 | 9.5 |
| 7/15/14 | 10.0 | 20.26 | 9.12 | 10.0 |
| 7/15/14 | 10.5 | 20.04 | 8.99 | 10.5 |
| 7/15/14 | 11.0 | 19.92 | 8.80 | 11.0 |
| 7/15/14 | 11.5 | 19.85 | 8.56 | 11.5 |
| 7/15/14 | 12.0 | 19.74 | 8.32 | 12.0 |
| 7/15/14 | 12.5 | 19.58 | 8.16 | 12.5 |
| 7/15/14 | 13.0 | 19.39 | 8.10 | 13.0 |
| 7/15/14 | 13.5 | 19.22 | 8.06 | 13.5 |
| 7/15/14 | 14.0 | 19.06 | 8.05 | 14.0 |
| 7/15/14 | 14.5 | 18.94 | 8.04 | 14.5 |
| 7/15/14 | 15.0 | 18.82 | 8.13 | 15.0 |
| 7/15/14 | 15.5 | 18.71 | 8.30 | 15.5 |
| 7/15/14 | 16.0 | 18.61 | 8.42 | 16.0 |
| 7/15/14 | 16.5 | 18.53 | 8.46 | 16.5 |
| 7/15/14 | 17.0 | 18.41 | 8.54 | 17.0 |
| 7/15/14 | 17.5 | 18.31 | 8.69 | 17.5 |
| 7/15/14 | 18.0 | 18.24 | 8.81 | 18.0 |
| 7/15/14 | 18.5 | 18.17 | 8.90 | 18.5 |
| 7/15/14 | 19.0 | 18.10 | 8.96 | 19.0 |
| 7/15/14 | 19.5 | 18.00 | 9.02 | 19.5 |
| 7/15/14 | 20.0 | 17.90 | 9.05 | 20.0 |
| 7/15/14 | 20.5 | 17.81 | 9.05 | 20.5 |
| 7/15/14 | 21.0 | 17.72 | 9.06 | 21.0 |
| 7/15/14 | 21.5 | 17.64 | 9.03 | 21.5 |
| 7/15/14 | 22.0 | 17.56 | 8.99 | 22.0 |
| 7/15/14 | 22.5 | 17.47 | 8.95 | 22.5 |

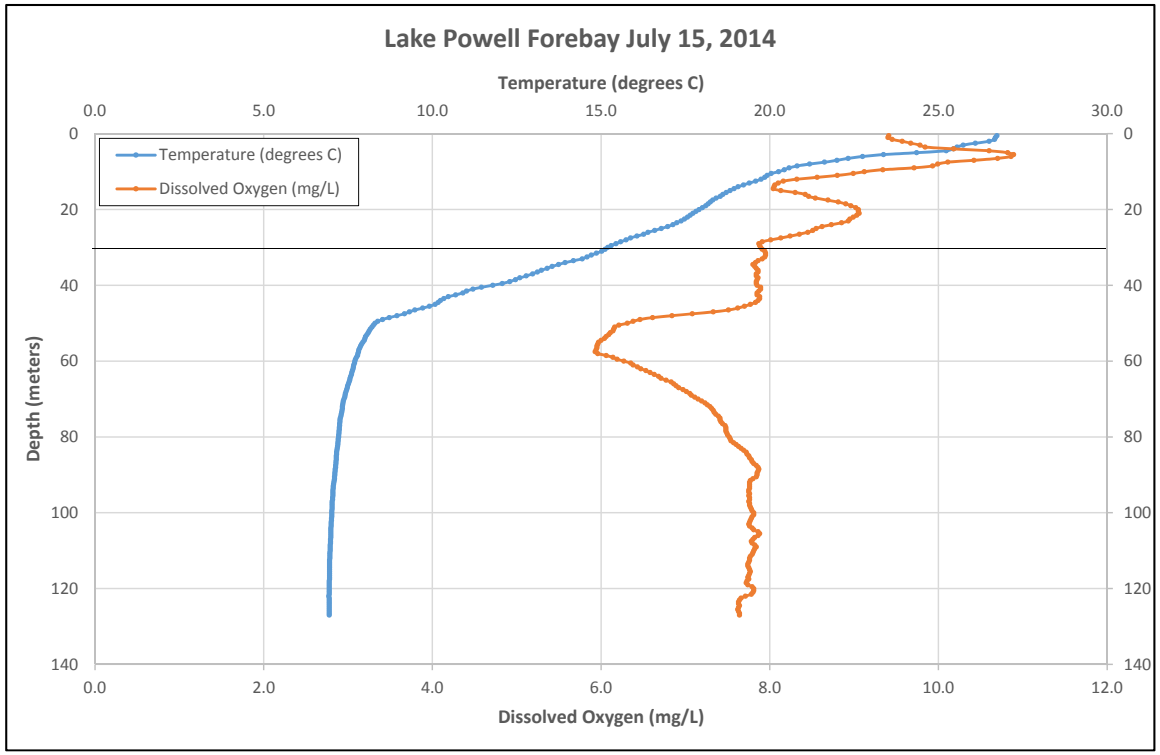


| Depth (m) | DO (mg/L) | Temp. (°C) |
|---|---|---|
| 0 to 30 | 7.9 to 10.9 | 15.2 to 26.7 |

| | | | | |
|---|---|---|---|---|
| 7/15/14 | 23.0 | 17.37 | 8.93 | 23.0 |
| 7/15/14 | 23.5 | 17.24 | 8.85 | 23.5 |
| 7/15/14 | 24.0 | 17.13 | 8.73 | 24.0 |
| 7/15/14 | 24.5 | 16.97 | 8.62 | 24.5 |
| 7/15/14 | 25.0 | 16.78 | 8.55 | 25.0 |
| 7/15/14 | 25.5 | 16.59 | 8.51 | 25.5 |
| 7/15/14 | 26.0 | 16.39 | 8.45 | 26.0 |
| 7/15/14 | 26.5 | 16.26 | 8.35 | 26.5 |
| 7/15/14 | 27.0 | 16.06 | 8.24 | 27.0 |
| 7/15/14 | 27.5 | 15.87 | 8.13 | 27.5 |
| 7/15/14 | 28.0 | 15.74 | 8.01 | 28.0 |
| 7/15/14 | 28.5 | 15.58 | 7.91 | 28.5 |
| 7/15/14 | 29.0 | 15.44 | 7.87 | 29.0 |
| 7/15/14 | 29.5 | 15.30 | 7.88 | 29.5 |
| 7/15/14 | 30.0 | 15.20 | 7.89 | 30.0 |
| 7/15/14 | 30.5 | 15.12 | 7.91 | 30.5 |
| 7/15/14 | 31.0 | 15.02 | 7.94 | 31.0 |
| 7/15/14 | 31.5 | 14.86 | 7.95 | 31.5 |
| 7/15/14 | 32.0 | 14.71 | 7.95 | 32.0 |
| 7/15/14 | 32.5 | 14.58 | 7.94 | 32.5 |
| 7/15/14 | 33.0 | 14.44 | 7.91 | 33.0 |
| 7/15/14 | 33.5 | 14.18 | 7.86 | 33.5 |
| 7/15/14 | 34.0 | 13.93 | 7.83 | 34.0 |
| 7/15/14 | 34.5 | 13.74 | 7.80 | 34.5 |
| 7/15/14 | 35.0 | 13.55 | 7.82 | 35.0 |
| 7/15/14 | 35.5 | 13.40 | 7.84 | 35.5 |
| 7/15/14 | 36.0 | 13.23 | 7.86 | 36.0 |
| 7/15/14 | 36.5 | 13.11 | 7.86 | 36.5 |
| 7/15/14 | 37.0 | 12.97 | 7.84 | 37.0 |
| 7/15/14 | 37.5 | 12.78 | 7.84 | 37.5 |
| 7/15/14 | 38.0 | 12.59 | 7.86 | 38.0 |
| 7/15/14 | 38.5 | 12.46 | 7.85 | 38.5 |
| 7/15/14 | 39.0 | 12.29 | 7.84 | 39.0 |
| 7/15/14 | 39.5 | 12.07 | 7.84 | 39.5 |
| 7/15/14 | 40.0 | 11.79 | 7.85 | 40.0 |
| 7/15/14 | 40.5 | 11.45 | 7.89 | 40.5 |
| 7/15/14 | 41.0 | 11.20 | 7.89 | 41.0 |
| 7/15/14 | 41.5 | 11.01 | 7.87 | 41.5 |
| 7/15/14 | 42.0 | 10.90 | 7.85 | 42.0 |
| 7/15/14 | 42.5 | 10.69 | 7.85 | 42.5 |
| 7/15/14 | 43.0 | 10.47 | 7.88 | 43.0 |
| 7/15/14 | 43.5 | 10.34 | 7.88 | 43.5 |
| 7/15/14 | 44.0 | 10.24 | 7.86 | 44.0 |
| 7/15/14 | 44.5 | 10.17 | 7.83 | 44.5 |
| 7/15/14 | 45.0 | 10.08 | 7.77 | 45.0 |
| 7/15/14 | 45.5 | 9.91 | 7.70 | 45.5 |

| | | | | |
|---|---|---|---|---|
| 7/15/14 | 46.0 | 9.71 | 7.62 | 46.0 |
| 7/15/14 | 46.5 | 9.48 | 7.51 | 46.5 |
| 7/15/14 | 47.0 | 9.32 | 7.33 | 47.0 |
| 7/15/14 | 47.5 | 9.17 | 7.08 | 47.5 |
| 7/15/14 | 48.0 | 8.95 | 6.84 | 48.0 |
| 7/15/14 | 48.5 | 8.72 | 6.61 | 48.5 |
| 7/15/14 | 49.0 | 8.52 | 6.46 | 49.0 |
| 7/15/14 | 49.5 | 8.38 | 6.38 | 49.5 |
| 7/15/14 | 50.0 | 8.30 | 6.31 | 50.0 |
| 7/15/14 | 50.5 | 8.25 | 6.21 | 50.5 |
| 7/15/14 | 51.0 | 8.21 | 6.16 | 51.0 |
| 7/15/14 | 51.5 | 8.16 | 6.15 | 51.5 |
| 7/15/14 | 52.0 | 8.13 | 6.14 | 52.0 |
| 7/15/14 | 52.5 | 8.10 | 6.11 | 52.5 |
| 7/15/14 | 53.0 | 8.06 | 6.09 | 53.0 |
| 7/15/14 | 53.5 | 8.02 | 6.06 | 53.5 |
| 7/15/14 | 54.0 | 8.00 | 6.04 | 54.0 |
| 7/15/14 | 54.5 | 7.98 | 6.00 | 54.5 |
| 7/15/14 | 55.0 | 7.94 | 5.97 | 55.0 |
| 7/15/14 | 55.5 | 7.90 | 5.96 | 55.5 |
| 7/15/14 | 56.0 | 7.87 | 5.95 | 56.0 |
| 7/15/14 | 56.5 | 7.85 | 5.95 | 56.5 |
| 7/15/14 | 57.0 | 7.82 | 5.94 | 57.0 |
| 7/15/14 | 57.5 | 7.81 | 5.93 | 57.5 |
| 7/15/14 | 58.0 | 7.79 | 5.96 | 58.0 |
| 7/15/14 | 58.5 | 7.78 | 6.06 | 58.5 |
| 7/15/14 | 59.0 | 7.75 | 6.14 | 59.0 |
| 7/15/14 | 59.5 | 7.72 | 6.19 | 59.5 |
| 7/15/14 | 60.0 | 7.70 | 6.27 | 60.0 |
| 7/15/14 | 60.5 | 7.69 | 6.35 | 60.5 |
| 7/15/14 | 61.0 | 7.67 | 6.38 | 61.0 |
| 7/15/14 | 61.5 | 7.66 | 6.43 | 61.5 |
| 7/15/14 | 62.0 | 7.65 | 6.47 | 62.0 |
| 7/15/14 | 62.5 | 7.63 | 6.53 | 62.5 |
| 7/15/14 | 63.0 | 7.61 | 6.58 | 63.0 |
| 7/15/14 | 63.5 | 7.60 | 6.63 | 63.5 |
| 7/15/14 | 64.0 | 7.58 | 6.68 | 64.0 |
| 7/15/14 | 64.5 | 7.56 | 6.71 | 64.5 |
| 7/15/14 | 65.0 | 7.55 | 6.77 | 65.0 |
| 7/15/14 | 65.5 | 7.53 | 6.83 | 65.5 |
| 7/15/14 | 66.0 | 7.51 | 6.86 | 66.0 |
| 7/15/14 | 66.5 | 7.49 | 6.89 | 66.5 |
| 7/15/14 | 67.0 | 7.48 | 6.92 | 67.0 |
| 7/15/14 | 67.5 | 7.46 | 6.97 | 67.5 |
| 7/15/14 | 68.0 | 7.44 | 7.01 | 68.0 |
| 7/15/14 | 68.5 | 7.42 | 7.05 | 68.5 |

| | | | | |
|---|---|---|---|---|
| 7/15/14 | 69.0 | 7.41 | 7.07 | 69.0 |
| 7/15/14 | 69.5 | 7.40 | 7.11 | 69.5 |
| 7/15/14 | 70.0 | 7.38 | 7.15 | 70.0 |
| 7/15/14 | 70.5 | 7.36 | 7.19 | 70.5 |
| 7/15/14 | 71.0 | 7.35 | 7.23 | 71.0 |
| 7/15/14 | 71.5 | 7.34 | 7.26 | 71.5 |
| 7/15/14 | 72.0 | 7.33 | 7.29 | 72.0 |
| 7/15/14 | 72.5 | 7.33 | 7.31 | 72.5 |
| 7/15/14 | 73.0 | 7.32 | 7.33 | 73.0 |
| 7/15/14 | 73.5 | 7.31 | 7.34 | 73.5 |
| 7/15/14 | 74.0 | 7.30 | 7.36 | 74.0 |
| 7/15/14 | 74.5 | 7.29 | 7.39 | 74.5 |
| 7/15/14 | 75.0 | 7.27 | 7.41 | 75.0 |
| 7/15/14 | 75.5 | 7.26 | 7.41 | 75.5 |
| 7/15/14 | 76.0 | 7.26 | 7.42 | 76.0 |
| 7/15/14 | 76.5 | 7.25 | 7.44 | 76.5 |
| 7/15/14 | 77.0 | 7.25 | 7.47 | 77.0 |
| 7/15/14 | 77.5 | 7.24 | 7.48 | 77.5 |
| 7/15/14 | 78.0 | 7.24 | 7.48 | 78.0 |
| 7/15/14 | 78.5 | 7.23 | 7.48 | 78.5 |
| 7/15/14 | 79.0 | 7.23 | 7.49 | 79.0 |
| 7/15/14 | 79.5 | 7.22 | 7.50 | 79.5 |
| 7/15/14 | 80.0 | 7.22 | 7.52 | 80.0 |
| 7/15/14 | 80.5 | 7.21 | 7.53 | 80.5 |
| 7/15/14 | 81.0 | 7.21 | 7.54 | 81.0 |
| 7/15/14 | 81.5 | 7.20 | 7.57 | 81.5 |
| 7/15/14 | 82.0 | 7.20 | 7.60 | 82.0 |
| 7/15/14 | 82.5 | 7.19 | 7.63 | 82.5 |
| 7/15/14 | 83.0 | 7.18 | 7.66 | 83.0 |
| 7/15/14 | 83.5 | 7.17 | 7.69 | 83.5 |
| 7/15/14 | 84.0 | 7.16 | 7.72 | 84.0 |
| 7/15/14 | 84.5 | 7.16 | 7.73 | 84.5 |
| 7/15/14 | 85.0 | 7.15 | 7.75 | 85.0 |
| 7/15/14 | 85.5 | 7.15 | 7.76 | 85.5 |
| 7/15/14 | 86.0 | 7.15 | 7.78 | 86.0 |
| 7/15/14 | 86.5 | 7.14 | 7.79 | 86.5 |
| 7/15/14 | 87.0 | 7.14 | 7.81 | 87.0 |
| 7/15/14 | 87.5 | 7.13 | 7.84 | 87.5 |
| 7/15/14 | 88.0 | 7.13 | 7.86 | 88.0 |
| 7/15/14 | 88.5 | 7.12 | 7.87 | 88.5 |
| 7/15/14 | 89.0 | 7.12 | 7.86 | 89.0 |
| 7/15/14 | 89.5 | 7.11 | 7.85 | 89.5 |
| 7/15/14 | 90.0 | 7.11 | 7.85 | 90.0 |
| 7/15/14 | 90.5 | 7.10 | 7.84 | 90.5 |
| 7/15/14 | 91.0 | 7.10 | 7.80 | 91.0 |
| 7/15/14 | 91.5 | 7.09 | 7.77 | 91.5 |

| | | | | |
|---|---|---|---|---|
| 7/15/14 | 92.0 | 7.08 | 7.76 | 92.0 |
| 7/15/14 | 92.5 | 7.07 | 7.76 | 92.5 |
| 7/15/14 | 93.0 | 7.06 | 7.76 | 93.0 |
| 7/15/14 | 93.5 | 7.06 | 7.76 | 93.5 |
| 7/15/14 | 94.0 | 7.05 | 7.75 | 94.0 |
| 7/15/14 | 94.5 | 7.05 | 7.75 | 94.5 |
| 7/15/14 | 95.0 | 7.05 | 7.76 | 95.0 |
| 7/15/14 | 95.5 | 7.05 | 7.75 | 95.5 |
| 7/15/14 | 96.0 | 7.04 | 7.76 | 96.0 |
| 7/15/14 | 96.5 | 7.04 | 7.76 | 96.5 |
| 7/15/14 | 97.0 | 7.03 | 7.75 | 97.0 |
| 7/15/14 | 97.5 | 7.03 | 7.76 | 97.5 |
| 7/15/14 | 98.0 | 7.03 | 7.76 | 98.0 |
| 7/15/14 | 98.5 | 7.03 | 7.77 | 98.5 |
| 7/15/14 | 99.0 | 7.03 | 7.78 | 99.0 |
| 7/15/14 | 99.5 | 7.02 | 7.79 | 99.5 |
| 7/15/14 | 100.0 | 7.02 | 7.81 | 100.0 |
| 7/15/14 | 100.5 | 7.02 | 7.81 | 100.5 |
| 7/15/14 | 101.0 | 7.02 | 7.79 | 101.0 |
| 7/15/14 | 101.5 | 7.01 | 7.78 | 101.5 |
| 7/15/14 | 102.0 | 7.01 | 7.77 | 102.0 |
| 7/15/14 | 102.5 | 7.00 | 7.76 | 102.5 |
| 7/15/14 | 103.0 | 7.00 | 7.75 | 103.0 |
| 7/15/14 | 103.5 | 7.00 | 7.76 | 103.5 |
| 7/15/14 | 104.0 | 6.99 | 7.79 | 104.0 |
| 7/15/14 | 104.5 | 6.99 | 7.81 | 104.5 |
| 7/15/14 | 105.0 | 6.99 | 7.86 | 105.0 |
| 7/15/14 | 105.5 | 6.99 | 7.88 | 105.5 |
| 7/15/14 | 106.0 | 6.99 | 7.86 | 106.0 |
| 7/15/14 | 106.5 | 6.99 | 7.82 | 106.5 |
| 7/15/14 | 107.0 | 6.98 | 7.80 | 107.0 |
| 7/15/14 | 107.5 | 6.98 | 7.78 | 107.5 |
| 7/15/14 | 108.0 | 6.98 | 7.79 | 108.0 |
| 7/15/14 | 108.5 | 6.97 | 7.82 | 108.5 |
| 7/15/14 | 109.0 | 6.97 | 7.84 | 109.0 |
| 7/15/14 | 109.5 | 6.97 | 7.82 | 109.5 |
| 7/15/14 | 110.0 | 6.97 | 7.81 | 110.0 |
| 7/15/14 | 110.5 | 6.96 | 7.80 | 110.5 |
| 7/15/14 | 111.0 | 6.96 | 7.79 | 111.0 |
| 7/15/14 | 111.5 | 6.96 | 7.77 | 111.5 |
| 7/15/14 | 112.0 | 6.96 | 7.76 | 112.0 |
| 7/15/14 | 112.5 | 6.95 | 7.76 | 112.5 |
| 7/15/14 | 113.0 | 6.95 | 7.75 | 113.0 |
| 7/15/14 | 113.5 | 6.95 | 7.74 | 113.5 |
| 7/15/14 | 114.0 | 6.95 | 7.74 | 114.0 |
| 7/15/14 | 114.5 | 6.95 | 7.75 | 114.5 |

| | | | | |
|---|---|---|---|---|
| 7/15/14 | 115.0 | 6.95 | 7.76 | 115.0 |
| 7/15/14 | 115.5 | 6.95 | 7.77 | 115.5 |
| 7/15/14 | 116.0 | 6.95 | 7.76 | 116.0 |
| 7/15/14 | 116.5 | 6.95 | 7.75 | 116.5 |
| 7/15/14 | 117.0 | 6.95 | 7.74 | 117.0 |
| 7/15/14 | 117.5 | 6.95 | 7.75 | 117.5 |
| 7/15/14 | 118.0 | 6.94 | 7.73 | 118.0 |
| 7/15/14 | 118.5 | 6.94 | 7.72 | 118.5 |
| 7/15/14 | 119.0 | 6.94 | 7.74 | 119.0 |
| 7/15/14 | 119.5 | 6.94 | 7.79 | 119.5 |
| 7/15/14 | 120.0 | 6.94 | 7.81 | 120.0 |
| 7/15/14 | 120.5 | 6.94 | 7.81 | 120.5 |
| 7/15/14 | 121.0 | 6.94 | 7.80 | 121.0 |
| 7/15/14 | 121.5 | 6.94 | 7.78 | 121.5 |
| 7/15/14 | 122.0 | 6.93 | 7.71 | 122.0 |
| 7/15/14 | 122.5 | 6.94 | 7.66 | 122.5 |
| 7/15/14 | 123.0 | 6.94 | 7.64 | 123.0 |
| 7/15/14 | 123.5 | 6.94 | 7.63 | 123.5 |
| 7/15/14 | 124.0 | 6.94 | 7.63 | 124.0 |
| 7/15/14 | 124.5 | 6.94 | 7.64 | 124.5 |
| 7/15/14 | 125.0 | 6.94 | 7.63 | 125.0 |
| 7/15/14 | 125.5 | 6.94 | 7.62 | 125.5 |
| 7/15/14 | 126.0 | 6.94 | 7.63 | 126.0 |
| 7/15/14 | 126.5 | 6.94 | 7.64 | 126.5 |
| 7/15/14 | 127.0 | 6.94 | 7.64 | 127.0 |

| Date | Depth (m) | T °C | DO mg/L | Depth (m) |
|---|---|---|---|---|
| 8/1/2014 | 0.5 | 27.37 | 8.91 | 0.5 |
| 8/1/2014 | 1.0 | 27.12 | 9.04 | 1.0 |
| 8/1/2014 | 1.5 | 26.86 | 9.10 | 1.5 |
| 8/1/2014 | 2.0 | 26.68 | 9.14 | 2.0 |
| 8/1/2014 | 2.5 | 26.60 | 9.15 | 2.5 |
| 8/1/2014 | 3.0 | 26.57 | 9.17 | 3.0 |
| 8/1/2014 | 3.5 | 26.51 | 9.17 | 3.5 |
| 8/1/2014 | 4.0 | 26.41 | 9.18 | 4.0 |
| 8/1/2014 | 4.5 | 26.34 | 9.19 | 4.5 |
| 8/1/2014 | 5.0 | 26.27 | 9.20 | 5.0 |
| 8/1/2014 | 5.5 | 26.16 | 9.23 | 5.5 |
| 8/1/2014 | 6.0 | 26.08 | 9.31 | 6.0 |
| 8/1/2014 | 6.5 | 25.88 | 9.38 | 6.5 |
| 8/1/2014 | 7.0 | 25.51 | 9.39 | 7.0 |
| 8/1/2014 | 7.5 | 24.94 | 9.02 | 7.5 |
| 8/1/2014 | 8.0 | 23.83 | 8.38 | 8.0 |
| 8/1/2014 | 8.5 | 22.64 | 7.74 | 8.5 |
| 8/1/2014 | 9.0 | 21.64 | 7.23 | 9.0 |
| 8/1/2014 | 9.5 | 20.89 | 6.88 | 9.5 |
| 8/1/2014 | 10.0 | 20.44 | 6.64 | 10.0 |
| 8/1/2014 | 10.5 | 20.14 | 6.45 | 10.5 |
| 8/1/2014 | 11.0 | 19.94 | 6.30 | 11.0 |
| 8/1/2014 | 11.5 | 19.80 | 6.17 | 11.5 |
| 8/1/2014 | 12.0 | 19.68 | 6.03 | 12.0 |
| 8/1/2014 | 12.5 | 19.59 | 5.89 | 12.5 |
| 8/1/2014 | 13.0 | 19.46 | 5.77 | 13.0 |
| 8/1/2014 | 13.5 | 19.33 | 5.69 | 13.5 |
| 8/1/2014 | 14.0 | 19.20 | 5.66 | 14.0 |
| 8/1/2014 | 14.5 | 19.11 | 5.62 | 14.5 |
| 8/1/2014 | 15.0 | 19.05 | 5.57 | 15.0 |
| 8/1/2014 | 15.5 | 18.96 | 5.56 | 15.5 |
| 8/1/2014 | 16.0 | 18.86 | 5.56 | 16.0 |
| 8/1/2014 | 16.5 | 18.77 | 5.56 | 16.5 |
| 8/1/2014 | 17.0 | 18.71 | 5.57 | 17.0 |
| 8/1/2014 | 17.5 | 18.65 | 5.58 | 17.5 |
| 8/1/2014 | 18.0 | 18.61 | 5.58 | 18.0 |
| 8/1/2014 | 18.5 | 18.59 | 5.59 | 18.5 |
| 8/1/2014 | 19.0 | 18.57 | 5.60 | 19.0 |
| 8/1/2014 | 19.5 | 18.54 | 5.62 | 19.5 |
| 8/1/2014 | 20.0 | 18.50 | 5.66 | 20.0 |
| 8/1/2014 | 20.5 | 18.47 | 5.73 | 20.5 |
| 8/1/2014 | 21.0 | 18.44 | 5.85 | 21.0 |
| 8/1/2014 | 21.5 | 18.38 | 6.01 | 21.5 |
| 8/1/2014 | 22.0 | 18.33 | 6.13 | 22.0 |
| 8/1/2014 | 22.5 | 18.27 | 6.24 | 22.5 |

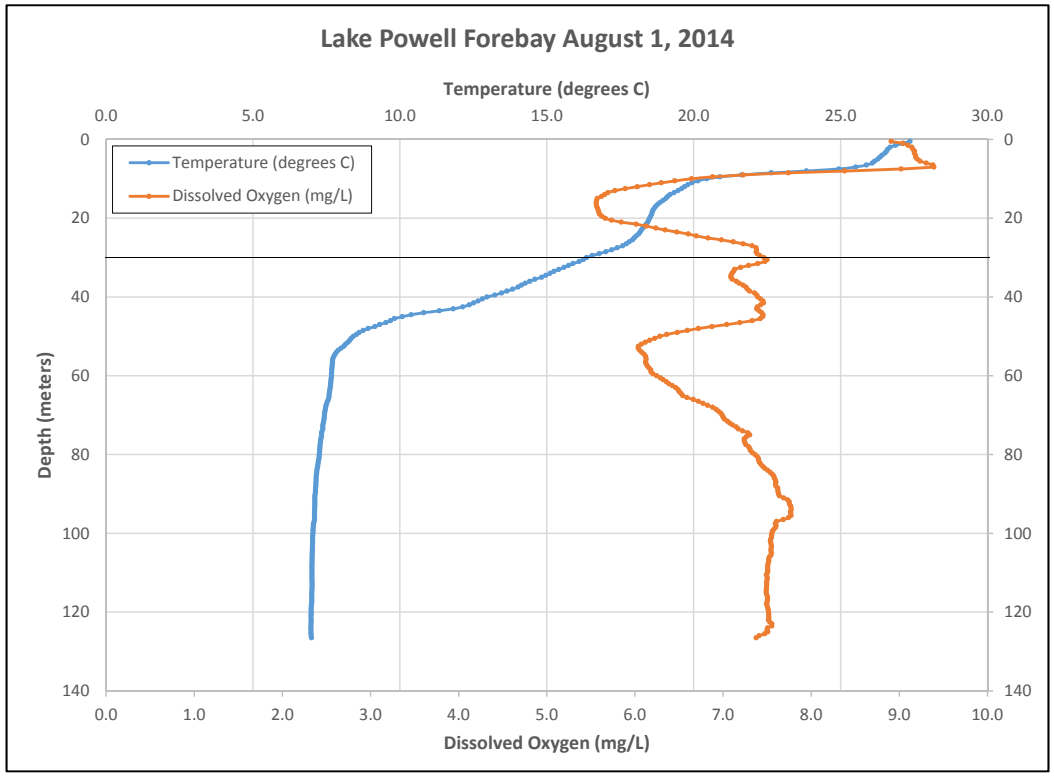


| Depth (m) | DO (mg/L) | Temp. (°C) |
|---|---|---|
| 0 to 30 | 5.6 to 9.4 | 16.4 to 27.4 |

| | | | | |
|---|---|---|---|---|
| 8/1/2014 | 23.0 | 18.22 | 6.34 | 23.0 |
| 8/1/2014 | 23.5 | 18.18 | 6.47 | 23.5 |
| 8/1/2014 | 24.0 | 18.13 | 6.61 | 24.0 |
| 8/1/2014 | 24.5 | 18.05 | 6.70 | 24.5 |
| 8/1/2014 | 25.0 | 17.97 | 6.83 | 25.0 |
| 8/1/2014 | 25.5 | 17.91 | 6.98 | 25.5 |
| 8/1/2014 | 26.0 | 17.80 | 7.12 | 26.0 |
| 8/1/2014 | 26.5 | 17.70 | 7.23 | 26.5 |
| 8/1/2014 | 27.0 | 17.58 | 7.33 | 27.0 |
| 8/1/2014 | 27.5 | 17.40 | 7.37 | 27.5 |
| 8/1/2014 | 28.0 | 17.21 | 7.38 | 28.0 |
| 8/1/2014 | 28.5 | 17.01 | 7.37 | 28.5 |
| 8/1/2014 | 29.0 | 16.78 | 7.39 | 29.0 |
| 8/1/2014 | 29.5 | 16.54 | 7.42 | 29.5 |
| 8/1/2014 | 30.0 | 16.35 | 7.46 | 30.0 |
| 8/1/2014 | 30.5 | 16.24 | 7.50 | 30.5 |
| 8/1/2014 | 31.0 | 16.10 | 7.48 | 31.0 |
| 8/1/2014 | 31.5 | 15.89 | 7.39 | 31.5 |
| 8/1/2014 | 32.0 | 15.73 | 7.29 | 32.0 |
| 8/1/2014 | 32.5 | 15.58 | 7.20 | 32.5 |
| 8/1/2014 | 33.0 | 15.40 | 7.13 | 33.0 |
| 8/1/2014 | 33.5 | 15.24 | 7.12 | 33.5 |
| 8/1/2014 | 34.0 | 15.11 | 7.10 | 34.0 |
| 8/1/2014 | 34.5 | 14.96 | 7.09 | 34.5 |
| 8/1/2014 | 35.0 | 14.82 | 7.09 | 35.0 |
| 8/1/2014 | 35.5 | 14.59 | 7.11 | 35.5 |
| 8/1/2014 | 36.0 | 14.42 | 7.15 | 36.0 |
| 8/1/2014 | 36.5 | 14.27 | 7.18 | 36.5 |
| 8/1/2014 | 37.0 | 14.13 | 7.23 | 37.0 |
| 8/1/2014 | 37.5 | 14.02 | 7.26 | 37.5 |
| 8/1/2014 | 38.0 | 13.84 | 7.28 | 38.0 |
| 8/1/2014 | 38.5 | 13.64 | 7.30 | 38.5 |
| 8/1/2014 | 39.0 | 13.46 | 7.36 | 39.0 |
| 8/1/2014 | 39.5 | 13.23 | 7.38 | 39.5 |
| 8/1/2014 | 40.0 | 12.96 | 7.39 | 40.0 |
| 8/1/2014 | 40.5 | 12.80 | 7.42 | 40.5 |
| 8/1/2014 | 41.0 | 12.66 | 7.45 | 41.0 |
| 8/1/2014 | 41.5 | 12.51 | 7.46 | 41.5 |
| 8/1/2014 | 42.0 | 12.36 | 7.43 | 42.0 |
| 8/1/2014 | 42.5 | 12.13 | 7.39 | 42.5 |
| 8/1/2014 | 43.0 | 11.82 | 7.38 | 43.0 |
| 8/1/2014 | 43.5 | 11.34 | 7.41 | 43.5 |
| 8/1/2014 | 44.0 | 10.81 | 7.44 | 44.0 |
| 8/1/2014 | 44.5 | 10.38 | 7.46 | 44.5 |
| 8/1/2014 | 45.0 | 10.08 | 7.45 | 45.0 |
| 8/1/2014 | 45.5 | 9.81 | 7.42 | 45.5 |

| | | | | |
|---|---|---|---|---|
| 8/1/2014 | 46.0 | 9.68 | 7.33 | 46.0 |
| 8/1/2014 | 46.5 | 9.52 | 7.19 | 46.5 |
| 8/1/2014 | 47.0 | 9.31 | 7.04 | 47.0 |
| 8/1/2014 | 47.5 | 9.14 | 6.87 | 47.5 |
| 8/1/2014 | 48.0 | 8.92 | 6.72 | 48.0 |
| 8/1/2014 | 48.5 | 8.75 | 6.59 | 48.5 |
| 8/1/2014 | 49.0 | 8.61 | 6.48 | 49.0 |
| 8/1/2014 | 49.5 | 8.52 | 6.36 | 49.5 |
| 8/1/2014 | 50.0 | 8.42 | 6.28 | 50.0 |
| 8/1/2014 | 50.5 | 8.34 | 6.22 | 50.5 |
| 8/1/2014 | 51.0 | 8.29 | 6.17 | 51.0 |
| 8/1/2014 | 51.5 | 8.23 | 6.12 | 51.5 |
| 8/1/2014 | 52.0 | 8.15 | 6.07 | 52.0 |
| 8/1/2014 | 52.5 | 8.09 | 6.04 | 52.5 |
| 8/1/2014 | 53.0 | 8.00 | 6.04 | 53.0 |
| 8/1/2014 | 53.5 | 7.90 | 6.05 | 53.5 |
| 8/1/2014 | 54.0 | 7.84 | 6.08 | 54.0 |
| 8/1/2014 | 54.5 | 7.80 | 6.10 | 54.5 |
| 8/1/2014 | 55.0 | 7.76 | 6.12 | 55.0 |
| 8/1/2014 | 55.5 | 7.72 | 6.13 | 55.5 |
| 8/1/2014 | 56.0 | 7.71 | 6.13 | 56.0 |
| 8/1/2014 | 56.5 | 7.71 | 6.12 | 56.5 |
| 8/1/2014 | 57.0 | 7.70 | 6.13 | 57.0 |
| 8/1/2014 | 57.5 | 7.69 | 6.14 | 57.5 |
| 8/1/2014 | 58.0 | 7.69 | 6.16 | 58.0 |
| 8/1/2014 | 58.5 | 7.68 | 6.18 | 58.5 |
| 8/1/2014 | 59.0 | 7.67 | 6.18 | 59.0 |
| 8/1/2014 | 59.5 | 7.67 | 6.20 | 59.5 |
| 8/1/2014 | 60.0 | 7.67 | 6.25 | 60.0 |
| 8/1/2014 | 60.5 | 7.66 | 6.29 | 60.5 |
| 8/1/2014 | 61.0 | 7.65 | 6.32 | 61.0 |
| 8/1/2014 | 61.5 | 7.65 | 6.35 | 61.5 |
| 8/1/2014 | 62.0 | 7.64 | 6.38 | 62.0 |
| 8/1/2014 | 62.5 | 7.64 | 6.42 | 62.5 |
| 8/1/2014 | 63.0 | 7.63 | 6.46 | 63.0 |
| 8/1/2014 | 63.5 | 7.61 | 6.49 | 63.5 |
| 8/1/2014 | 64.0 | 7.61 | 6.50 | 64.0 |
| 8/1/2014 | 64.5 | 7.60 | 6.52 | 64.5 |
| 8/1/2014 | 65.0 | 7.59 | 6.54 | 65.0 |
| 8/1/2014 | 65.5 | 7.58 | 6.59 | 65.5 |
| 8/1/2014 | 66.0 | 7.56 | 6.66 | 66.0 |
| 8/1/2014 | 66.5 | 7.54 | 6.72 | 66.5 |
| 8/1/2014 | 67.0 | 7.51 | 6.77 | 67.0 |
| 8/1/2014 | 67.5 | 7.49 | 6.82 | 67.5 |
| 8/1/2014 | 68.0 | 7.48 | 6.88 | 68.0 |
| 8/1/2014 | 68.5 | 7.46 | 6.92 | 68.5 |

| | | | | |
|---|---|---|---|---|
| 8/1/2014 | 69.0 | 7.45 | 6.95 | 69.0 |
| 8/1/2014 | 69.5 | 7.44 | 6.97 | 69.5 |
| 8/1/2014 | 70.0 | 7.43 | 6.99 | 70.0 |
| 8/1/2014 | 70.5 | 7.42 | 7.00 | 70.5 |
| 8/1/2014 | 71.0 | 7.42 | 7.02 | 71.0 |
| 8/1/2014 | 71.5 | 7.41 | 7.05 | 71.5 |
| 8/1/2014 | 72.0 | 7.39 | 7.08 | 72.0 |
| 8/1/2014 | 72.5 | 7.38 | 7.11 | 72.5 |
| 8/1/2014 | 73.0 | 7.38 | 7.15 | 73.0 |
| 8/1/2014 | 73.5 | 7.37 | 7.17 | 73.5 |
| 8/1/2014 | 74.0 | 7.35 | 7.22 | 74.0 |
| 8/1/2014 | 74.5 | 7.33 | 7.28 | 74.5 |
| 8/1/2014 | 75.0 | 7.33 | 7.30 | 75.0 |
| 8/1/2014 | 75.5 | 7.33 | 7.26 | 75.5 |
| 8/1/2014 | 76.0 | 7.31 | 7.24 | 76.0 |
| 8/1/2014 | 76.5 | 7.30 | 7.24 | 76.5 |
| 8/1/2014 | 77.0 | 7.29 | 7.25 | 77.0 |
| 8/1/2014 | 77.5 | 7.29 | 7.26 | 77.5 |
| 8/1/2014 | 78.0 | 7.28 | 7.29 | 78.0 |
| 8/1/2014 | 78.5 | 7.27 | 7.30 | 78.5 |
| 8/1/2014 | 79.0 | 7.27 | 7.31 | 79.0 |
| 8/1/2014 | 79.5 | 7.26 | 7.33 | 79.5 |
| 8/1/2014 | 80.0 | 7.26 | 7.36 | 80.0 |
| 8/1/2014 | 80.5 | 7.25 | 7.39 | 80.5 |
| 8/1/2014 | 81.0 | 7.25 | 7.40 | 81.0 |
| 8/1/2014 | 81.5 | 7.23 | 7.40 | 81.5 |
| 8/1/2014 | 82.0 | 7.22 | 7.41 | 82.0 |
| 8/1/2014 | 82.5 | 7.21 | 7.43 | 82.5 |
| 8/1/2014 | 83.0 | 7.20 | 7.45 | 83.0 |
| 8/1/2014 | 83.5 | 7.19 | 7.47 | 83.5 |
| 8/1/2014 | 84.0 | 7.18 | 7.51 | 84.0 |
| 8/1/2014 | 84.5 | 7.17 | 7.53 | 84.5 |
| 8/1/2014 | 85.0 | 7.16 | 7.56 | 85.0 |
| 8/1/2014 | 85.5 | 7.15 | 7.58 | 85.5 |
| 8/1/2014 | 86.0 | 7.15 | 7.58 | 86.0 |
| 8/1/2014 | 86.5 | 7.15 | 7.59 | 86.5 |
| 8/1/2014 | 87.0 | 7.14 | 7.60 | 87.0 |
| 8/1/2014 | 87.5 | 7.14 | 7.60 | 87.5 |
| 8/1/2014 | 88.0 | 7.14 | 7.60 | 88.0 |
| 8/1/2014 | 88.5 | 7.13 | 7.62 | 88.5 |
| 8/1/2014 | 89.0 | 7.13 | 7.62 | 89.0 |
| 8/1/2014 | 89.5 | 7.12 | 7.62 | 89.5 |
| 8/1/2014 | 90.0 | 7.12 | 7.63 | 90.0 |
| 8/1/2014 | 90.5 | 7.11 | 7.64 | 90.5 |
| 8/1/2014 | 91.0 | 7.10 | 7.69 | 91.0 |
| 8/1/2014 | 91.5 | 7.10 | 7.73 | 91.5 |

| | | | | |
|---|---|---|---|---|
| 8/1/2014 | 92.0 | 7.11 | 7.75 | 92.0 |
| 8/1/2014 | 92.5 | 7.10 | 7.75 | 92.5 |
| 8/1/2014 | 93.0 | 7.10 | 7.77 | 93.0 |
| 8/1/2014 | 93.5 | 7.10 | 7.77 | 93.5 |
| 8/1/2014 | 94.0 | 7.10 | 7.77 | 94.0 |
| 8/1/2014 | 94.5 | 7.09 | 7.77 | 94.5 |
| 8/1/2014 | 95.0 | 7.09 | 7.77 | 95.0 |
| 8/1/2014 | 95.5 | 7.09 | 7.77 | 95.5 |
| 8/1/2014 | 96.0 | 7.10 | 7.74 | 96.0 |
| 8/1/2014 | 96.5 | 7.09 | 7.68 | 96.5 |
| 8/1/2014 | 97.0 | 7.08 | 7.61 | 97.0 |
| 8/1/2014 | 97.5 | 7.06 | 7.59 | 97.5 |
| 8/1/2014 | 98.0 | 7.05 | 7.60 | 98.0 |
| 8/1/2014 | 98.5 | 7.05 | 7.60 | 98.5 |
| 8/1/2014 | 99.0 | 7.05 | 7.57 | 99.0 |
| 8/1/2014 | 99.5 | 7.04 | 7.56 | 99.5 |
| 8/1/2014 | 100.0 | 7.04 | 7.55 | 100.0 |
| 8/1/2014 | 100.5 | 7.04 | 7.55 | 100.5 |
| 8/1/2014 | 101.0 | 7.03 | 7.55 | 101.0 |
| 8/1/2014 | 101.5 | 7.03 | 7.54 | 101.5 |
| 8/1/2014 | 102.0 | 7.03 | 7.54 | 102.0 |
| 8/1/2014 | 102.5 | 7.03 | 7.54 | 102.5 |
| 8/1/2014 | 103.0 | 7.02 | 7.55 | 103.0 |
| 8/1/2014 | 103.5 | 7.02 | 7.55 | 103.5 |
| 8/1/2014 | 104.0 | 7.02 | 7.54 | 104.0 |
| 8/1/2014 | 104.5 | 7.02 | 7.54 | 104.5 |
| 8/1/2014 | 105.0 | 7.02 | 7.55 | 105.0 |
| 8/1/2014 | 105.5 | 7.01 | 7.54 | 105.5 |
| 8/1/2014 | 106.0 | 7.01 | 7.53 | 106.0 |
| 8/1/2014 | 106.5 | 7.01 | 7.52 | 106.5 |
| 8/1/2014 | 107.0 | 7.01 | 7.52 | 107.0 |
| 8/1/2014 | 107.5 | 7.01 | 7.51 | 107.5 |
| 8/1/2014 | 108.0 | 7.01 | 7.51 | 108.0 |
| 8/1/2014 | 108.5 | 7.01 | 7.51 | 108.5 |
| 8/1/2014 | 109.0 | 7.01 | 7.51 | 109.0 |
| 8/1/2014 | 109.5 | 7.01 | 7.51 | 109.5 |
| 8/1/2014 | 110.0 | 7.01 | 7.50 | 110.0 |
| 8/1/2014 | 110.5 | 7.01 | 7.49 | 110.5 |
| 8/1/2014 | 111.0 | 7.01 | 7.50 | 111.0 |
| 8/1/2014 | 111.5 | 7.01 | 7.50 | 111.5 |
| 8/1/2014 | 112.0 | 7.01 | 7.50 | 112.0 |
| 8/1/2014 | 112.5 | 7.01 | 7.49 | 112.5 |
| 8/1/2014 | 113.0 | 7.01 | 7.49 | 113.0 |
| 8/1/2014 | 113.5 | 7.01 | 7.49 | 113.5 |
| 8/1/2014 | 114.0 | 7.01 | 7.49 | 114.0 |
| 8/1/2014 | 114.5 | 7.00 | 7.49 | 114.5 |

| | | | | |
|---|---|---|---|---|
| 8/1/2014 | 115.0 | 7.00 | 7.49 | 115.0 |
| 8/1/2014 | 115.5 | 7.00 | 7.49 | 115.5 |
| 8/1/2014 | 116.0 | 7.00 | 7.50 | 116.0 |
| 8/1/2014 | 116.5 | 7.00 | 7.51 | 116.5 |
| 8/1/2014 | 117.0 | 7.00 | 7.50 | 117.0 |
| 8/1/2014 | 117.5 | 7.00 | 7.50 | 117.5 |
| 8/1/2014 | 118.0 | 6.99 | 7.49 | 118.0 |
| 8/1/2014 | 118.5 | 6.98 | 7.50 | 118.5 |
| 8/1/2014 | 119.0 | 6.98 | 7.51 | 119.0 |
| 8/1/2014 | 119.5 | 6.98 | 7.51 | 119.5 |
| 8/1/2014 | 120.0 | 6.98 | 7.52 | 120.0 |
| 8/1/2014 | 120.5 | 6.98 | 7.52 | 120.5 |
| 8/1/2014 | 121.0 | 6.98 | 7.52 | 121.0 |
| 8/1/2014 | 121.5 | 6.98 | 7.52 | 121.5 |
| 8/1/2014 | 122.0 | 6.98 | 7.52 | 122.0 |
| 8/1/2014 | 122.5 | 6.98 | 7.53 | 122.5 |
| 8/1/2014 | 123.0 | 6.97 | 7.55 | 123.0 |
| 8/1/2014 | 123.5 | 6.97 | 7.55 | 123.5 |
| 8/1/2014 | 124.0 | 6.97 | 7.51 | 124.0 |
| 8/1/2014 | 124.5 | 6.97 | 7.50 | 124.5 |
| 8/1/2014 | 125.0 | 6.97 | 7.51 | 125.0 |
| 8/1/2014 | 125.5 | 6.97 | 7.47 | 125.5 |
| 8/1/2014 | 126.0 | 6.98 | 7.41 | 126.0 |
| 8/1/2014 | 126.5 | 6.99 | 7.37 | 126.5 |

| Date | Depth (m) | T °C | DO mg/L | Depth (m) |
|---|---|---|---|---|
| 9/4/2014 | 0.5 | 25.69 | 9.00 | 0.5 |
| 9/4/2014 | 1.0 | 25.69 | 8.98 | 1.0 |
| 9/4/2014 | 1.5 | 25.68 | 8.98 | 1.5 |
| 9/4/2014 | 2.0 | 25.68 | 9.00 | 2.0 |
| 9/4/2014 | 2.5 | 25.68 | 9.03 | 2.5 |
| 9/4/2014 | 3.0 | 25.66 | 9.01 | 3.0 |
| 9/4/2014 | 3.5 | 25.63 | 8.98 | 3.5 |
| 9/4/2014 | 4.0 | 25.58 | 8.98 | 4.0 |
| 9/4/2014 | 4.5 | 25.53 | 9.01 | 4.5 |
| 9/4/2014 | 5.0 | 25.49 | 9.02 | 5.0 |
| 9/4/2014 | 5.5 | 25.46 | 9.02 | 5.5 |
| 9/4/2014 | 6.0 | 25.43 | 9.02 | 6.0 |
| 9/4/2014 | 6.5 | 25.39 | 9.01 | 6.5 |
| 9/4/2014 | 7.0 | 25.36 | 9.02 | 7.0 |
| 9/4/2014 | 7.5 | 25.34 | 9.01 | 7.5 |
| 9/4/2014 | 8.0 | 25.33 | 8.99 | 8.0 |
| 9/4/2014 | 8.5 | 25.30 | 8.98 | 8.5 |
| 9/4/2014 | 9.0 | 25.26 | 8.95 | 9.0 |
| 9/4/2014 | 9.5 | 25.18 | 8.80 | 9.5 |
| 9/4/2014 | 10.0 | 25.08 | 8.29 | 10.0 |
| 9/4/2014 | 10.5 | 24.87 | 7.29 | 10.5 |
| 9/4/2014 | 11.0 | 24.32 | 6.37 | 11.0 |
| 9/4/2014 | 11.5 | 23.28 | 5.86 | 11.5 |
| 9/4/2014 | 12.0 | 22.17 | 5.62 | 12.0 |
| 9/4/2014 | 12.5 | 21.45 | 5.52 | 12.5 |
| 9/4/2014 | 13.0 | 21.09 | 5.40 | 13.0 |
| 9/4/2014 | 13.5 | 20.94 | 5.06 | 13.5 |
| 9/4/2014 | 14.0 | 20.74 | 4.71 | 14.0 |
| 9/4/2014 | 14.5 | 20.50 | 4.45 | 14.5 |
| 9/4/2014 | 15.0 | 20.32 | 4.32 | 15.0 |
| 9/4/2014 | 15.5 | 20.18 | 4.21 | 15.5 |
| 9/4/2014 | 16.0 | 20.06 | 4.11 | 16.0 |
| 9/4/2014 | 16.5 | 19.93 | 4.07 | 16.5 |
| 9/4/2014 | 17.0 | 19.79 | 4.07 | 17.0 |
| 9/4/2014 | 17.5 | 19.66 | 4.09 | 17.5 |
| 9/4/2014 | 18.0 | 19.55 | 4.16 | 18.0 |
| 9/4/2014 | 18.5 | 19.46 | 4.18 | 18.5 |
| 9/4/2014 | 19.0 | 19.36 | 4.20 | 19.0 |
| 9/4/2014 | 19.5 | 19.22 | 4.22 | 19.5 |
| 9/4/2014 | 20.0 | 19.11 | 4.27 | 20.0 |
| 9/4/2014 | 20.5 | 19.03 | 4.31 | 20.5 |
| 9/4/2014 | 21.0 | 18.97 | 4.33 | 21.0 |
| 9/4/2014 | 21.5 | 18.87 | 4.37 | 21.5 |
| 9/4/2014 | 22.0 | 18.77 | 4.41 | 22.0 |
| 9/4/2014 | 22.5 | 18.69 | 4.44 | 22.5 |

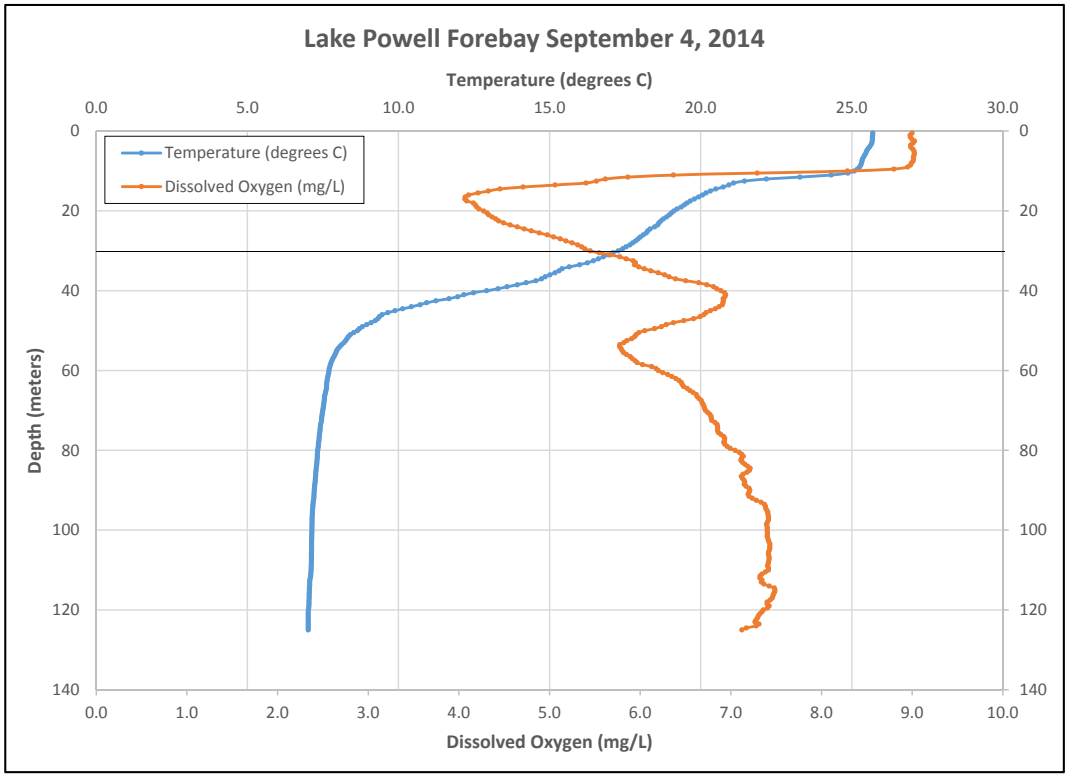


| Depth (m) | DO (mg/L) | Temp. (°C) |
|---|---|---|
| 0 to 30 | 4.1 to 9.0 | 17.3 to 25.7 |

| | | | | |
|---|---|---|---|---|
| 9/4/2014 | 23.0 | 18.62 | 4.49 | 23.0 |
| 9/4/2014 | 23.5 | 18.58 | 4.57 | 23.5 |
| 9/4/2014 | 24.0 | 18.48 | 4.64 | 24.0 |
| 9/4/2014 | 24.5 | 18.33 | 4.72 | 24.5 |
| 9/4/2014 | 25.0 | 18.25 | 4.80 | 25.0 |
| 9/4/2014 | 25.5 | 18.20 | 4.89 | 25.5 |
| 9/4/2014 | 26.0 | 18.10 | 4.97 | 26.0 |
| 9/4/2014 | 26.5 | 18.01 | 5.04 | 26.5 |
| 9/4/2014 | 27.0 | 17.93 | 5.12 | 27.0 |
| 9/4/2014 | 27.5 | 17.85 | 5.18 | 27.5 |
| 9/4/2014 | 28.0 | 17.75 | 5.25 | 28.0 |
| 9/4/2014 | 28.5 | 17.66 | 5.31 | 28.5 |
| 9/4/2014 | 29.0 | 17.53 | 5.35 | 29.0 |
| 9/4/2014 | 29.5 | 17.42 | 5.39 | 29.5 |
| 9/4/2014 | 30.0 | 17.27 | 5.45 | 30.0 |
| 9/4/2014 | 30.5 | 17.10 | 5.55 | 30.5 |
| 9/4/2014 | 31.0 | 16.95 | 5.67 | 31.0 |
| 9/4/2014 | 31.5 | 16.78 | 5.77 | 31.5 |
| 9/4/2014 | 32.0 | 16.61 | 5.85 | 32.0 |
| 9/4/2014 | 32.5 | 16.45 | 5.92 | 32.5 |
| 9/4/2014 | 33.0 | 16.26 | 5.95 | 33.0 |
| 9/4/2014 | 33.5 | 16.00 | 5.94 | 33.5 |
| 9/4/2014 | 34.0 | 15.65 | 5.98 | 34.0 |
| 9/4/2014 | 34.5 | 15.41 | 6.05 | 34.5 |
| 9/4/2014 | 35.0 | 15.31 | 6.12 | 35.0 |
| 9/4/2014 | 35.5 | 15.18 | 6.20 | 35.5 |
| 9/4/2014 | 36.0 | 15.01 | 6.27 | 36.0 |
| 9/4/2014 | 36.5 | 14.85 | 6.32 | 36.5 |
| 9/4/2014 | 37.0 | 14.74 | 6.39 | 37.0 |
| 9/4/2014 | 37.5 | 14.54 | 6.50 | 37.5 |
| 9/4/2014 | 38.0 | 14.22 | 6.64 | 38.0 |
| 9/4/2014 | 38.5 | 13.93 | 6.74 | 38.5 |
| 9/4/2014 | 39.0 | 13.59 | 6.81 | 39.0 |
| 9/4/2014 | 39.5 | 13.29 | 6.84 | 39.5 |
| 9/4/2014 | 40.0 | 12.92 | 6.89 | 40.0 |
| 9/4/2014 | 40.5 | 12.48 | 6.93 | 40.5 |
| 9/4/2014 | 41.0 | 12.16 | 6.94 | 41.0 |
| 9/4/2014 | 41.5 | 11.96 | 6.93 | 41.5 |
| 9/4/2014 | 42.0 | 11.67 | 6.92 | 42.0 |
| 9/4/2014 | 42.5 | 11.24 | 6.92 | 42.5 |
| 9/4/2014 | 43.0 | 10.93 | 6.91 | 43.0 |
| 9/4/2014 | 43.5 | 10.72 | 6.91 | 43.5 |
| 9/4/2014 | 44.0 | 10.42 | 6.87 | 44.0 |
| 9/4/2014 | 44.5 | 10.14 | 6.83 | 44.5 |
| 9/4/2014 | 45.0 | 9.89 | 6.77 | 45.0 |
| 9/4/2014 | 45.5 | 9.64 | 6.73 | 45.5 |

| | | | | |
|---|---|---|---|---|
| 9/4/2014 | 46.0 | 9.46 | 6.70 | 46.0 |
| 9/4/2014 | 46.5 | 9.37 | 6.66 | 46.5 |
| 9/4/2014 | 47.0 | 9.32 | 6.59 | 47.0 |
| 9/4/2014 | 47.5 | 9.23 | 6.48 | 47.5 |
| 9/4/2014 | 48.0 | 9.09 | 6.37 | 48.0 |
| 9/4/2014 | 48.5 | 8.95 | 6.29 | 48.5 |
| 9/4/2014 | 49.0 | 8.80 | 6.23 | 49.0 |
| 9/4/2014 | 49.5 | 8.71 | 6.16 | 49.5 |
| 9/4/2014 | 50.0 | 8.64 | 6.05 | 50.0 |
| 9/4/2014 | 50.5 | 8.52 | 5.98 | 50.5 |
| 9/4/2014 | 51.0 | 8.41 | 5.95 | 51.0 |
| 9/4/2014 | 51.5 | 8.34 | 5.94 | 51.5 |
| 9/4/2014 | 52.0 | 8.30 | 5.91 | 52.0 |
| 9/4/2014 | 52.5 | 8.25 | 5.85 | 52.5 |
| 9/4/2014 | 53.0 | 8.19 | 5.82 | 53.0 |
| 9/4/2014 | 53.5 | 8.12 | 5.77 | 53.5 |
| 9/4/2014 | 54.0 | 8.06 | 5.77 | 54.0 |
| 9/4/2014 | 54.5 | 8.00 | 5.79 | 54.5 |
| 9/4/2014 | 55.0 | 7.96 | 5.80 | 55.0 |
| 9/4/2014 | 55.5 | 7.93 | 5.82 | 55.5 |
| 9/4/2014 | 56.0 | 7.90 | 5.85 | 56.0 |
| 9/4/2014 | 56.5 | 7.87 | 5.89 | 56.5 |
| 9/4/2014 | 57.0 | 7.83 | 5.91 | 57.0 |
| 9/4/2014 | 57.5 | 7.80 | 5.94 | 57.5 |
| 9/4/2014 | 58.0 | 7.77 | 5.96 | 58.0 |
| 9/4/2014 | 58.5 | 7.75 | 6.02 | 58.5 |
| 9/4/2014 | 59.0 | 7.73 | 6.13 | 59.0 |
| 9/4/2014 | 59.5 | 7.71 | 6.18 | 59.5 |
| 9/4/2014 | 60.0 | 7.70 | 6.20 | 60.0 |
| 9/4/2014 | 60.5 | 7.69 | 6.25 | 60.5 |
| 9/4/2014 | 61.0 | 7.68 | 6.30 | 61.0 |
| 9/4/2014 | 61.5 | 7.66 | 6.35 | 61.5 |
| 9/4/2014 | 62.0 | 7.65 | 6.39 | 62.0 |
| 9/4/2014 | 62.5 | 7.64 | 6.43 | 62.5 |
| 9/4/2014 | 63.0 | 7.63 | 6.45 | 63.0 |
| 9/4/2014 | 63.5 | 7.62 | 6.46 | 63.5 |
| 9/4/2014 | 64.0 | 7.62 | 6.48 | 64.0 |
| 9/4/2014 | 64.5 | 7.62 | 6.52 | 64.5 |
| 9/4/2014 | 65.0 | 7.60 | 6.55 | 65.0 |
| 9/4/2014 | 65.5 | 7.59 | 6.58 | 65.5 |
| 9/4/2014 | 66.0 | 7.57 | 6.62 | 66.0 |
| 9/4/2014 | 66.5 | 7.56 | 6.63 | 66.5 |
| 9/4/2014 | 67.0 | 7.55 | 6.65 | 67.0 |
| 9/4/2014 | 67.5 | 7.54 | 6.67 | 67.5 |
| 9/4/2014 | 68.0 | 7.53 | 6.68 | 68.0 |
| 9/4/2014 | 68.5 | 7.53 | 6.69 | 68.5 |

| | | | | |
|---|---|---|---|---|
| 9/4/2014 | 69.0 | 7.52 | 6.71 | 69.0 |
| 9/4/2014 | 69.5 | 7.51 | 6.71 | 69.5 |
| 9/4/2014 | 70.0 | 7.50 | 6.72 | 70.0 |
| 9/4/2014 | 70.5 | 7.49 | 6.74 | 70.5 |
| 9/4/2014 | 71.0 | 7.47 | 6.77 | 71.0 |
| 9/4/2014 | 71.5 | 7.47 | 6.78 | 71.5 |
| 9/4/2014 | 72.0 | 7.46 | 6.78 | 72.0 |
| 9/4/2014 | 72.5 | 7.45 | 6.79 | 72.5 |
| 9/4/2014 | 73.0 | 7.44 | 6.82 | 73.0 |
| 9/4/2014 | 73.5 | 7.42 | 6.85 | 73.5 |
| 9/4/2014 | 74.0 | 7.41 | 6.85 | 74.0 |
| 9/4/2014 | 74.5 | 7.41 | 6.85 | 74.5 |
| 9/4/2014 | 75.0 | 7.40 | 6.85 | 75.0 |
| 9/4/2014 | 75.5 | 7.39 | 6.86 | 75.5 |
| 9/4/2014 | 76.0 | 7.39 | 6.89 | 76.0 |
| 9/4/2014 | 76.5 | 7.38 | 6.92 | 76.5 |
| 9/4/2014 | 77.0 | 7.38 | 6.93 | 77.0 |
| 9/4/2014 | 77.5 | 7.37 | 6.93 | 77.5 |
| 9/4/2014 | 78.0 | 7.36 | 6.92 | 78.0 |
| 9/4/2014 | 78.5 | 7.35 | 6.93 | 78.5 |
| 9/4/2014 | 79.0 | 7.35 | 6.96 | 79.0 |
| 9/4/2014 | 79.5 | 7.34 | 6.99 | 79.5 |
| 9/4/2014 | 80.0 | 7.33 | 7.05 | 80.0 |
| 9/4/2014 | 80.5 | 7.32 | 7.09 | 80.5 |
| 9/4/2014 | 81.0 | 7.32 | 7.12 | 81.0 |
| 9/4/2014 | 81.5 | 7.31 | 7.14 | 81.5 |
| 9/4/2014 | 82.0 | 7.31 | 7.12 | 82.0 |
| 9/4/2014 | 82.5 | 7.30 | 7.11 | 82.5 |
| 9/4/2014 | 83.0 | 7.30 | 7.13 | 83.0 |
| 9/4/2014 | 83.5 | 7.29 | 7.15 | 83.5 |
| 9/4/2014 | 84.0 | 7.29 | 7.19 | 84.0 |
| 9/4/2014 | 84.5 | 7.28 | 7.21 | 84.5 |
| 9/4/2014 | 85.0 | 7.27 | 7.20 | 85.0 |
| 9/4/2014 | 85.5 | 7.27 | 7.18 | 85.5 |
| 9/4/2014 | 86.0 | 7.26 | 7.14 | 86.0 |
| 9/4/2014 | 86.5 | 7.26 | 7.12 | 86.5 |
| 9/4/2014 | 87.0 | 7.25 | 7.13 | 87.0 |
| 9/4/2014 | 87.5 | 7.25 | 7.15 | 87.5 |
| 9/4/2014 | 88.0 | 7.24 | 7.15 | 88.0 |
| 9/4/2014 | 88.5 | 7.23 | 7.15 | 88.5 |
| 9/4/2014 | 89.0 | 7.23 | 7.17 | 89.0 |
| 9/4/2014 | 89.5 | 7.22 | 7.20 | 89.5 |
| 9/4/2014 | 90.0 | 7.21 | 7.21 | 90.0 |
| 9/4/2014 | 90.5 | 7.21 | 7.20 | 90.5 |
| 9/4/2014 | 91.0 | 7.21 | 7.19 | 91.0 |
| 9/4/2014 | 91.5 | 7.20 | 7.20 | 91.5 |

| | | | | |
|---|---|---|---|---|
| 9/4/2014 | 92.0 | 7.20 | 7.24 | 92.0 |
| 9/4/2014 | 92.5 | 7.19 | 7.28 | 92.5 |
| 9/4/2014 | 93.0 | 7.18 | 7.33 | 93.0 |
| 9/4/2014 | 93.5 | 7.17 | 7.37 | 93.5 |
| 9/4/2014 | 94.0 | 7.17 | 7.38 | 94.0 |
| 9/4/2014 | 94.5 | 7.16 | 7.38 | 94.5 |
| 9/4/2014 | 95.0 | 7.16 | 7.40 | 95.0 |
| 9/4/2014 | 95.5 | 7.15 | 7.41 | 95.5 |
| 9/4/2014 | 96.0 | 7.15 | 7.41 | 96.0 |
| 9/4/2014 | 96.5 | 7.15 | 7.41 | 96.5 |
| 9/4/2014 | 97.0 | 7.14 | 7.42 | 97.0 |
| 9/4/2014 | 97.5 | 7.14 | 7.41 | 97.5 |
| 9/4/2014 | 98.0 | 7.14 | 7.40 | 98.0 |
| 9/4/2014 | 98.5 | 7.14 | 7.39 | 98.5 |
| 9/4/2014 | 99.0 | 7.14 | 7.40 | 99.0 |
| 9/4/2014 | 99.5 | 7.14 | 7.40 | 99.5 |
| 9/4/2014 | 100.0 | 7.14 | 7.40 | 100.0 |
| 9/4/2014 | 100.5 | 7.13 | 7.40 | 100.5 |
| 9/4/2014 | 101.0 | 7.13 | 7.40 | 101.0 |
| 9/4/2014 | 101.5 | 7.13 | 7.40 | 101.5 |
| 9/4/2014 | 102.0 | 7.13 | 7.41 | 102.0 |
| 9/4/2014 | 102.5 | 7.13 | 7.41 | 102.5 |
| 9/4/2014 | 103.0 | 7.13 | 7.42 | 103.0 |
| 9/4/2014 | 103.5 | 7.12 | 7.43 | 103.5 |
| 9/4/2014 | 104.0 | 7.12 | 7.43 | 104.0 |
| 9/4/2014 | 104.5 | 7.12 | 7.43 | 104.5 |
| 9/4/2014 | 105.0 | 7.12 | 7.43 | 105.0 |
| 9/4/2014 | 105.5 | 7.12 | 7.42 | 105.5 |
| 9/4/2014 | 106.0 | 7.12 | 7.41 | 106.0 |
| 9/4/2014 | 106.5 | 7.12 | 7.42 | 106.5 |
| 9/4/2014 | 107.0 | 7.12 | 7.42 | 107.0 |
| 9/4/2014 | 107.5 | 7.12 | 7.42 | 107.5 |
| 9/4/2014 | 108.0 | 7.12 | 7.42 | 108.0 |
| 9/4/2014 | 108.5 | 7.12 | 7.41 | 108.5 |
| 9/4/2014 | 109.0 | 7.11 | 7.41 | 109.0 |
| 9/4/2014 | 109.5 | 7.11 | 7.42 | 109.5 |
| 9/4/2014 | 110.0 | 7.11 | 7.41 | 110.0 |
| 9/4/2014 | 110.5 | 7.11 | 7.38 | 110.5 |
| 9/4/2014 | 111.0 | 7.10 | 7.34 | 111.0 |
| 9/4/2014 | 111.5 | 7.10 | 7.32 | 111.5 |
| 9/4/2014 | 112.0 | 7.09 | 7.32 | 112.0 |
| 9/4/2014 | 112.5 | 7.07 | 7.34 | 112.5 |
| 9/4/2014 | 113.0 | 7.06 | 7.34 | 113.0 |
| 9/4/2014 | 113.5 | 7.06 | 7.36 | 113.5 |
| 9/4/2014 | 114.0 | 7.06 | 7.42 | 114.0 |
| 9/4/2014 | 114.5 | 7.05 | 7.48 | 114.5 |

| | | | | |
|---|---|---|---|---|
| 9/4/2014 | 115.0 | 7.05 | 7.49 | 115.0 |
| 9/4/2014 | 115.5 | 7.05 | 7.48 | 115.5 |
| 9/4/2014 | 116.0 | 7.05 | 7.47 | 116.0 |
| 9/4/2014 | 116.5 | 7.05 | 7.46 | 116.5 |
| 9/4/2014 | 117.0 | 7.04 | 7.46 | 117.0 |
| 9/4/2014 | 117.5 | 7.04 | 7.43 | 117.5 |
| 9/4/2014 | 118.0 | 7.04 | 7.40 | 118.0 |
| 9/4/2014 | 118.5 | 7.04 | 7.40 | 118.5 |
| 9/4/2014 | 119.0 | 7.04 | 7.42 | 119.0 |
| 9/4/2014 | 119.5 | 7.03 | 7.40 | 119.5 |
| 9/4/2014 | 120.0 | 7.02 | 7.36 | 120.0 |
| 9/4/2014 | 120.5 | 7.02 | 7.34 | 120.5 |
| 9/4/2014 | 121.0 | 7.01 | 7.32 | 121.0 |
| 9/4/2014 | 121.5 | 7.01 | 7.30 | 121.5 |
| 9/4/2014 | 122.0 | 7.01 | 7.29 | 122.0 |
| 9/4/2014 | 122.5 | 7.01 | 7.28 | 122.5 |
| 9/4/2014 | 123.0 | 7.02 | 7.27 | 123.0 |
| 9/4/2014 | 123.5 | 7.02 | 7.31 | 123.5 |
| 9/4/2014 | 124.0 | 7.02 | 7.28 | 124.0 |
| 9/4/2014 | 124.5 | 7.01 | 7.17 | 124.5 |
| 9/4/2014 | 125.0 | 7.01 | 7.12 | 125.0 |

| Date | Depth (m) | T °C | DO mg/L | Depth (m) |
|---|---|---|---|---|
| 10/10/2014 | 0.5 | 23.04 | 8.19 | 0.5 |
| 10/10/2014 | 1.0 | 22.79 | 8.22 | 1.0 |
| 10/10/2014 | 1.5 | 22.73 | 8.24 | 1.5 |
| 10/10/2014 | 2.0 | 22.69 | 8.24 | 2.0 |
| 10/10/2014 | 2.5 | 22.65 | 8.23 | 2.5 |
| 10/10/2014 | 3.0 | 22.62 | 8.23 | 3.0 |
| 10/10/2014 | 3.5 | 22.59 | 8.23 | 3.5 |
| 10/10/2014 | 4.0 | 22.57 | 8.22 | 4.0 |
| 10/10/2014 | 4.5 | 22.56 | 8.21 | 4.5 |
| 10/10/2014 | 5.0 | 22.55 | 8.22 | 5.0 |
| 10/10/2014 | 5.5 | 22.55 | 8.21 | 5.5 |
| 10/10/2014 | 6.0 | 22.54 | 8.22 | 6.0 |
| 10/10/2014 | 6.5 | 22.53 | 8.24 | 6.5 |
| 10/10/2014 | 7.0 | 22.53 | 8.25 | 7.0 |
| 10/10/2014 | 7.5 | 22.52 | 8.23 | 7.5 |
| 10/10/2014 | 8.0 | 22.51 | 8.22 | 8.0 |
| 10/10/2014 | 8.5 | 22.50 | 8.22 | 8.5 |
| 10/10/2014 | 9.0 | 22.50 | 8.22 | 9.0 |
| 10/10/2014 | 9.5 | 22.49 | 8.22 | 9.5 |
| 10/10/2014 | 10.0 | 22.49 | 8.22 | 10.0 |
| 10/10/2014 | 10.5 | 22.49 | 8.22 | 10.5 |
| 10/10/2014 | 11.0 | 22.49 | 8.22 | 11.0 |
| 10/10/2014 | 11.5 | 22.49 | 8.22 | 11.5 |
| 10/10/2014 | 12.0 | 22.49 | 8.20 | 12.0 |
| 10/10/2014 | 12.5 | 22.48 | 8.21 | 12.5 |
| 10/10/2014 | 13.0 | 22.47 | 8.21 | 13.0 |
| 10/10/2014 | 13.5 | 22.46 | 8.22 | 13.5 |
| 10/10/2014 | 14.0 | 22.46 | 8.22 | 14.0 |
| 10/10/2014 | 14.5 | 22.46 | 8.19 | 14.5 |
| 10/10/2014 | 15.0 | 22.45 | 8.17 | 15.0 |
| 10/10/2014 | 15.5 | 22.44 | 8.16 | 15.5 |
| 10/10/2014 | 16.0 | 22.43 | 8.14 | 16.0 |
| 10/10/2014 | 16.5 | 22.43 | 8.09 | 16.5 |
| 10/10/2014 | 17.0 | 22.42 | 7.86 | 17.0 |
| 10/10/2014 | 17.5 | 22.40 | 7.33 | 17.5 |
| 10/10/2014 | 18.0 | 22.29 | 6.65 | 18.0 |
| 10/10/2014 | 18.5 | 22.03 | 5.86 | 18.5 |
| 10/10/2014 | 19.0 | 21.65 | 4.90 | 19.0 |
| 10/10/2014 | 19.5 | 21.19 | 4.27 | 19.5 |
| 10/10/2014 | 20.0 | 20.62 | 3.94 | 20.0 |
| 10/10/2014 | 20.5 | 20.30 | 3.69 | 20.5 |
| 10/10/2014 | 21.0 | 20.10 | 3.52 | 21.0 |
| 10/10/2014 | 21.5 | 19.88 | 3.44 | 21.5 |
| 10/10/2014 | 22.0 | 19.73 | 3.38 | 22.0 |
| 10/10/2014 | 22.5 | 19.63 | 3.32 | 22.5 |

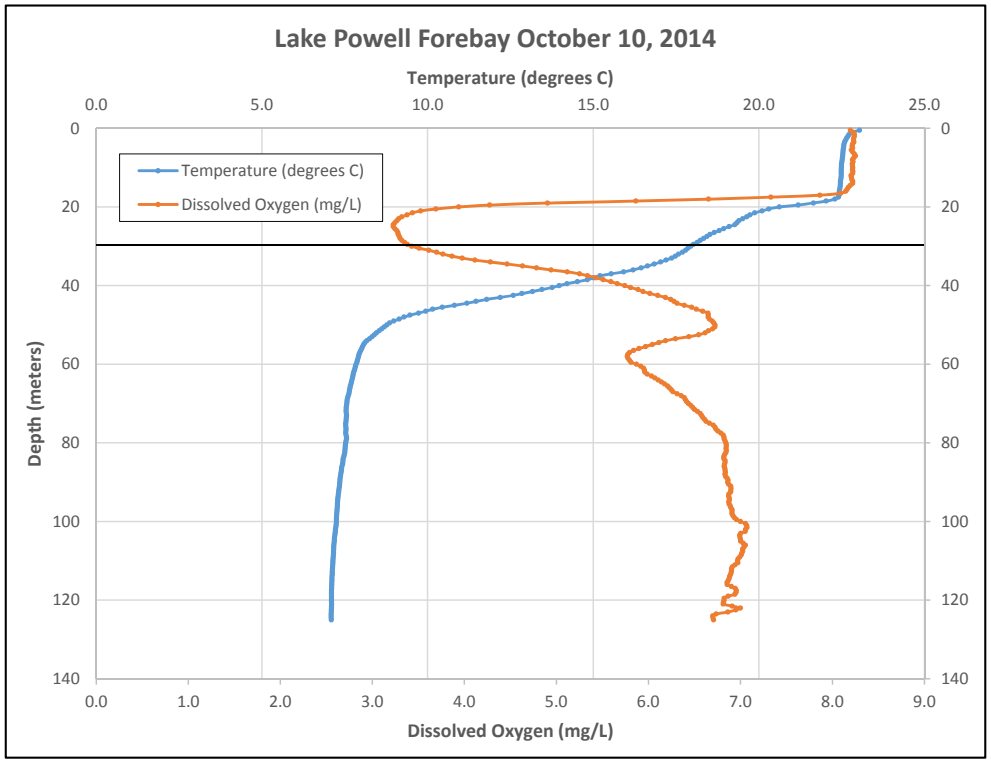


| Depth (m) | DO (mg/L) | Temp. (°C) |
|---|---|---|
| 0 to 30 | 3.2 to 8.3 | 17.9 to 23.0 |

| | | | | |
|---|---|---|---|---|
| 10/10/2014 | 23.0 | 19.51 | 3.29 | 23.0 |
| 10/10/2014 | 23.5 | 19.40 | 3.27 | 23.5 |
| 10/10/2014 | 24.0 | 19.34 | 3.24 | 24.0 |
| 10/10/2014 | 24.5 | 19.27 | 3.23 | 24.5 |
| 10/10/2014 | 25.0 | 19.10 | 3.23 | 25.0 |
| 10/10/2014 | 25.5 | 18.94 | 3.24 | 25.5 |
| 10/10/2014 | 26.0 | 18.80 | 3.27 | 26.0 |
| 10/10/2014 | 26.5 | 18.65 | 3.28 | 26.5 |
| 10/10/2014 | 27.0 | 18.52 | 3.28 | 27.0 |
| 10/10/2014 | 27.5 | 18.43 | 3.29 | 27.5 |
| 10/10/2014 | 28.0 | 18.33 | 3.30 | 28.0 |
| 10/10/2014 | 28.5 | 18.23 | 3.32 | 28.5 |
| 10/10/2014 | 29.0 | 18.14 | 3.35 | 29.0 |
| 10/10/2014 | 29.5 | 18.03 | 3.38 | 29.5 |
| 10/10/2014 | 30.0 | 17.94 | 3.43 | 30.0 |
| 10/10/2014 | 30.5 | 17.86 | 3.51 | 30.5 |
| 10/10/2014 | 31.0 | 17.79 | 3.61 | 31.0 |
| 10/10/2014 | 31.5 | 17.69 | 3.70 | 31.5 |
| 10/10/2014 | 32.0 | 17.57 | 3.77 | 32.0 |
| 10/10/2014 | 32.5 | 17.48 | 3.87 | 32.5 |
| 10/10/2014 | 33.0 | 17.37 | 3.98 | 33.0 |
| 10/10/2014 | 33.5 | 17.20 | 4.11 | 33.5 |
| 10/10/2014 | 34.0 | 17.03 | 4.28 | 34.0 |
| 10/10/2014 | 34.5 | 16.84 | 4.46 | 34.5 |
| 10/10/2014 | 35.0 | 16.64 | 4.63 | 35.0 |
| 10/10/2014 | 35.5 | 16.44 | 4.78 | 35.5 |
| 10/10/2014 | 36.0 | 16.20 | 4.94 | 36.0 |
| 10/10/2014 | 36.5 | 15.92 | 5.12 | 36.5 |
| 10/10/2014 | 37.0 | 15.54 | 5.25 | 37.0 |
| 10/10/2014 | 37.5 | 15.20 | 5.34 | 37.5 |
| 10/10/2014 | 38.0 | 15.02 | 5.43 | 38.0 |
| 10/10/2014 | 38.5 | 14.82 | 5.51 | 38.5 |
| 10/10/2014 | 39.0 | 14.52 | 5.59 | 39.0 |
| 10/10/2014 | 39.5 | 14.21 | 5.66 | 39.5 |
| 10/10/2014 | 40.0 | 13.97 | 5.74 | 40.0 |
| 10/10/2014 | 40.5 | 13.76 | 5.81 | 40.5 |
| 10/10/2014 | 41.0 | 13.45 | 5.89 | 41.0 |
| 10/10/2014 | 41.5 | 13.17 | 5.94 | 41.5 |
| 10/10/2014 | 42.0 | 12.84 | 6.02 | 42.0 |
| 10/10/2014 | 42.5 | 12.58 | 6.10 | 42.5 |
| 10/10/2014 | 43.0 | 12.19 | 6.18 | 43.0 |
| 10/10/2014 | 43.5 | 11.78 | 6.24 | 43.5 |
| 10/10/2014 | 44.0 | 11.46 | 6.28 | 44.0 |
| 10/10/2014 | 44.5 | 11.18 | 6.31 | 44.5 |
| 10/10/2014 | 45.0 | 10.81 | 6.39 | 45.0 |
| 10/10/2014 | 45.5 | 10.44 | 6.47 | 45.5 |

| | | | | |
|---|---|---|---|---|
| 10/10/2014 | 46.0 | 10.15 | 6.52 | 46.0 |
| 10/10/2014 | 46.5 | 9.94 | 6.59 | 46.5 |
| 10/10/2014 | 47.0 | 9.72 | 6.65 | 47.0 |
| 10/10/2014 | 47.5 | 9.47 | 6.65 | 47.5 |
| 10/10/2014 | 48.0 | 9.29 | 6.65 | 48.0 |
| 10/10/2014 | 48.5 | 9.14 | 6.66 | 48.5 |
| 10/10/2014 | 49.0 | 8.98 | 6.69 | 49.0 |
| 10/10/2014 | 49.5 | 8.85 | 6.71 | 49.5 |
| 10/10/2014 | 50.0 | 8.77 | 6.72 | 50.0 |
| 10/10/2014 | 50.5 | 8.69 | 6.72 | 50.5 |
| 10/10/2014 | 51.0 | 8.62 | 6.70 | 51.0 |
| 10/10/2014 | 51.5 | 8.54 | 6.65 | 51.5 |
| 10/10/2014 | 52.0 | 8.45 | 6.62 | 52.0 |
| 10/10/2014 | 52.5 | 8.39 | 6.55 | 52.5 |
| 10/10/2014 | 53.0 | 8.32 | 6.44 | 53.0 |
| 10/10/2014 | 53.5 | 8.25 | 6.29 | 53.5 |
| 10/10/2014 | 54.0 | 8.16 | 6.19 | 54.0 |
| 10/10/2014 | 54.5 | 8.11 | 6.11 | 54.5 |
| 10/10/2014 | 55.0 | 8.07 | 6.04 | 55.0 |
| 10/10/2014 | 55.5 | 8.04 | 5.97 | 55.5 |
| 10/10/2014 | 56.0 | 8.01 | 5.90 | 56.0 |
| 10/10/2014 | 56.5 | 7.98 | 5.84 | 56.5 |
| 10/10/2014 | 57.0 | 7.96 | 5.79 | 57.0 |
| 10/10/2014 | 57.5 | 7.93 | 5.78 | 57.5 |
| 10/10/2014 | 58.0 | 7.91 | 5.77 | 58.0 |
| 10/10/2014 | 58.5 | 7.90 | 5.78 | 58.5 |
| 10/10/2014 | 59.0 | 7.88 | 5.79 | 59.0 |
| 10/10/2014 | 59.5 | 7.86 | 5.81 | 59.5 |
| 10/10/2014 | 60.0 | 7.84 | 5.87 | 60.0 |
| 10/10/2014 | 60.5 | 7.83 | 5.92 | 60.5 |
| 10/10/2014 | 61.0 | 7.81 | 5.95 | 61.0 |
| 10/10/2014 | 61.5 | 7.79 | 5.96 | 61.5 |
| 10/10/2014 | 62.0 | 7.77 | 5.96 | 62.0 |
| 10/10/2014 | 62.5 | 7.75 | 5.99 | 62.5 |
| 10/10/2014 | 63.0 | 7.74 | 6.03 | 63.0 |
| 10/10/2014 | 63.5 | 7.73 | 6.07 | 63.5 |
| 10/10/2014 | 64.0 | 7.72 | 6.11 | 64.0 |
| 10/10/2014 | 64.5 | 7.70 | 6.14 | 64.5 |
| 10/10/2014 | 65.0 | 7.69 | 6.17 | 65.0 |
| 10/10/2014 | 65.5 | 7.67 | 6.21 | 65.5 |
| 10/10/2014 | 66.0 | 7.66 | 6.23 | 66.0 |
| 10/10/2014 | 66.5 | 7.64 | 6.25 | 66.5 |
| 10/10/2014 | 67.0 | 7.63 | 6.27 | 67.0 |
| 10/10/2014 | 67.5 | 7.62 | 6.31 | 67.5 |
| 10/10/2014 | 68.0 | 7.60 | 6.36 | 68.0 |
| 10/10/2014 | 68.5 | 7.59 | 6.39 | 68.5 |

| | | | | |
|---|---|---|---|---|
| 10/10/2014 | 69.0 | 7.57 | 6.40 | 69.0 |
| 10/10/2014 | 69.5 | 7.57 | 6.42 | 69.5 |
| 10/10/2014 | 70.0 | 7.56 | 6.43 | 70.0 |
| 10/10/2014 | 70.5 | 7.55 | 6.46 | 70.5 |
| 10/10/2014 | 71.0 | 7.54 | 6.48 | 71.0 |
| 10/10/2014 | 71.5 | 7.54 | 6.50 | 71.5 |
| 10/10/2014 | 72.0 | 7.54 | 6.53 | 72.0 |
| 10/10/2014 | 72.5 | 7.55 | 6.56 | 72.5 |
| 10/10/2014 | 73.0 | 7.55 | 6.58 | 73.0 |
| 10/10/2014 | 73.5 | 7.55 | 6.59 | 73.5 |
| 10/10/2014 | 74.0 | 7.54 | 6.61 | 74.0 |
| 10/10/2014 | 74.5 | 7.54 | 6.63 | 74.5 |
| 10/10/2014 | 75.0 | 7.53 | 6.66 | 75.0 |
| 10/10/2014 | 75.5 | 7.53 | 6.70 | 75.5 |
| 10/10/2014 | 76.0 | 7.53 | 6.72 | 76.0 |
| 10/10/2014 | 76.5 | 7.54 | 6.73 | 76.5 |
| 10/10/2014 | 77.0 | 7.53 | 6.75 | 77.0 |
| 10/10/2014 | 77.5 | 7.53 | 6.79 | 77.5 |
| 10/10/2014 | 78.0 | 7.54 | 6.81 | 78.0 |
| 10/10/2014 | 78.5 | 7.55 | 6.82 | 78.5 |
| 10/10/2014 | 79.0 | 7.55 | 6.82 | 79.0 |
| 10/10/2014 | 79.5 | 7.54 | 6.83 | 79.5 |
| 10/10/2014 | 80.0 | 7.53 | 6.84 | 80.0 |
| 10/10/2014 | 80.5 | 7.52 | 6.85 | 80.5 |
| 10/10/2014 | 81.0 | 7.51 | 6.84 | 81.0 |
| 10/10/2014 | 81.5 | 7.51 | 6.84 | 81.5 |
| 10/10/2014 | 82.0 | 7.50 | 6.85 | 82.0 |
| 10/10/2014 | 82.5 | 7.50 | 6.84 | 82.5 |
| 10/10/2014 | 83.0 | 7.49 | 6.83 | 83.0 |
| 10/10/2014 | 83.5 | 7.47 | 6.82 | 83.5 |
| 10/10/2014 | 84.0 | 7.45 | 6.82 | 84.0 |
| 10/10/2014 | 84.5 | 7.44 | 6.83 | 84.5 |
| 10/10/2014 | 85.0 | 7.44 | 6.83 | 85.0 |
| 10/10/2014 | 85.5 | 7.43 | 6.83 | 85.5 |
| 10/10/2014 | 86.0 | 7.41 | 6.82 | 86.0 |
| 10/10/2014 | 86.5 | 7.40 | 6.83 | 86.5 |
| 10/10/2014 | 87.0 | 7.40 | 6.83 | 87.0 |
| 10/10/2014 | 87.5 | 7.39 | 6.84 | 87.5 |
| 10/10/2014 | 88.0 | 7.38 | 6.83 | 88.0 |
| 10/10/2014 | 88.5 | 7.37 | 6.84 | 88.5 |
| 10/10/2014 | 89.0 | 7.36 | 6.86 | 89.0 |
| 10/10/2014 | 89.5 | 7.36 | 6.87 | 89.5 |
| 10/10/2014 | 90.0 | 7.35 | 6.86 | 90.0 |
| 10/10/2014 | 90.5 | 7.35 | 6.87 | 90.5 |
| 10/10/2014 | 91.0 | 7.34 | 6.89 | 91.0 |
| 10/10/2014 | 91.5 | 7.33 | 6.90 | 91.5 |

| | | | | |
|---|---|---|---|---|
| 10/10/2014 | 92.0 | 7.32 | 6.90 | 92.0 |
| 10/10/2014 | 92.5 | 7.31 | 6.89 | 92.5 |
| 10/10/2014 | 93.0 | 7.31 | 6.87 | 93.0 |
| 10/10/2014 | 93.5 | 7.30 | 6.87 | 93.5 |
| 10/10/2014 | 94.0 | 7.29 | 6.88 | 94.0 |
| 10/10/2014 | 94.5 | 7.29 | 6.88 | 94.5 |
| 10/10/2014 | 95.0 | 7.28 | 6.87 | 95.0 |
| 10/10/2014 | 95.5 | 7.28 | 6.88 | 95.5 |
| 10/10/2014 | 96.0 | 7.28 | 6.89 | 96.0 |
| 10/10/2014 | 96.5 | 7.27 | 6.90 | 96.5 |
| 10/10/2014 | 97.0 | 7.27 | 6.91 | 97.0 |
| 10/10/2014 | 97.5 | 7.26 | 6.91 | 97.5 |
| 10/10/2014 | 98.0 | 7.26 | 6.91 | 98.0 |
| 10/10/2014 | 98.5 | 7.25 | 6.92 | 98.5 |
| 10/10/2014 | 99.0 | 7.25 | 6.93 | 99.0 |
| 10/10/2014 | 99.5 | 7.25 | 6.96 | 99.5 |
| 10/10/2014 | 100.0 | 7.25 | 7.00 | 100.0 |
| 10/10/2014 | 100.5 | 7.24 | 7.05 | 100.5 |
| 10/10/2014 | 101.0 | 7.24 | 7.07 | 101.0 |
| 10/10/2014 | 101.5 | 7.23 | 7.07 | 101.5 |
| 10/10/2014 | 102.0 | 7.22 | 7.06 | 102.0 |
| 10/10/2014 | 102.5 | 7.21 | 7.05 | 102.5 |
| 10/10/2014 | 103.0 | 7.21 | 7.00 | 103.0 |
| 10/10/2014 | 103.5 | 7.20 | 6.99 | 103.5 |
| 10/10/2014 | 104.0 | 7.19 | 7.00 | 104.0 |
| 10/10/2014 | 104.5 | 7.19 | 7.00 | 104.5 |
| 10/10/2014 | 105.0 | 7.18 | 7.00 | 105.0 |
| 10/10/2014 | 105.5 | 7.18 | 7.03 | 105.5 |
| 10/10/2014 | 106.0 | 7.17 | 7.05 | 106.0 |
| 10/10/2014 | 106.5 | 7.17 | 7.04 | 106.5 |
| 10/10/2014 | 107.0 | 7.16 | 7.02 | 107.0 |
| 10/10/2014 | 107.5 | 7.16 | 7.02 | 107.5 |
| 10/10/2014 | 108.0 | 7.16 | 7.02 | 108.0 |
| 10/10/2014 | 108.5 | 7.16 | 7.01 | 108.5 |
| 10/10/2014 | 109.0 | 7.15 | 6.99 | 109.0 |
| 10/10/2014 | 109.5 | 7.15 | 6.97 | 109.5 |
| 10/10/2014 | 110.0 | 7.14 | 6.97 | 110.0 |
| 10/10/2014 | 110.5 | 7.14 | 6.97 | 110.5 |
| 10/10/2014 | 111.0 | 7.14 | 6.94 | 111.0 |
| 10/10/2014 | 111.5 | 7.13 | 6.91 | 111.5 |
| 10/10/2014 | 112.0 | 7.13 | 6.90 | 112.0 |
| 10/10/2014 | 112.5 | 7.12 | 6.90 | 112.5 |
| 10/10/2014 | 113.0 | 7.12 | 6.90 | 113.0 |
| 10/10/2014 | 113.5 | 7.12 | 6.89 | 113.5 |
| 10/10/2014 | 114.0 | 7.12 | 6.88 | 114.0 |
| 10/10/2014 | 114.5 | 7.11 | 6.88 | 114.5 |

| | | | | |
|---|---|---|---|---|
| 10/10/2014 | 115.0 | 7.11 | 6.87 | 115.0 |
| 10/10/2014 | 115.5 | 7.11 | 6.85 | 115.5 |
| 10/10/2014 | 116.0 | 7.11 | 6.86 | 116.0 |
| 10/10/2014 | 116.5 | 7.10 | 6.90 | 116.5 |
| 10/10/2014 | 117.0 | 7.10 | 6.94 | 117.0 |
| 10/10/2014 | 117.5 | 7.10 | 6.95 | 117.5 |
| 10/10/2014 | 118.0 | 7.10 | 6.95 | 118.0 |
| 10/10/2014 | 118.5 | 7.10 | 6.94 | 118.5 |
| 10/10/2014 | 119.0 | 7.10 | 6.87 | 119.0 |
| 10/10/2014 | 119.5 | 7.10 | 6.82 | 119.5 |
| 10/10/2014 | 120.0 | 7.10 | 6.82 | 120.0 |
| 10/10/2014 | 120.5 | 7.10 | 6.82 | 120.5 |
| 10/10/2014 | 121.0 | 7.10 | 6.81 | 121.0 |
| 10/10/2014 | 121.5 | 7.10 | 6.91 | 121.5 |
| 10/10/2014 | 122.0 | 7.10 | 7.00 | 122.0 |
| 10/10/2014 | 122.5 | 7.09 | 6.95 | 122.5 |
| 10/10/2014 | 123.0 | 7.09 | 6.86 | 123.0 |
| 10/10/2014 | 123.5 | 7.09 | 6.74 | 123.5 |
| 10/10/2014 | 124.0 | 7.09 | 6.70 | 124.0 |
| 10/10/2014 | 124.5 | 7.09 | 6.70 | 124.5 |
| 10/10/2014 | 125.0 | 7.09 | 6.71 | 125.0 |

| Date | Depth (m) | T °C | DO mg/L | Depth (m) |
|---|---|---|---|---|
| 11/7/14 | 0.1 | 19.10 | 6.84 | 0.1 |
| 11/7/14 | 0.5 | 19.18 | 6.78 | 0.5 |
| 11/7/14 | 1.0 | 19.03 | 6.71 | 1.0 |
| 11/7/14 | 1.5 | 18.97 | 6.68 | 1.5 |
| 11/7/14 | 2.0 | 18.87 | 6.66 | 2.0 |
| 11/7/14 | 2.5 | 18.80 | 6.67 | 2.5 |
| 11/7/14 | 3.0 | 18.75 | 6.67 | 3.0 |
| 11/7/14 | 3.5 | 18.73 | 6.69 | 3.5 |
| 11/7/14 | 4.0 | 18.71 | 6.70 | 4.0 |
| 11/7/14 | 4.5 | 18.70 | 6.72 | 4.5 |
| 11/7/14 | 5.0 | 18.70 | 6.74 | 5.0 |
| 11/7/14 | 5.5 | 18.69 | 6.77 | 5.5 |
| 11/7/14 | 6.0 | 18.68 | 6.82 | 6.0 |
| 11/7/14 | 6.5 | 18.68 | 6.83 | 6.5 |
| 11/7/14 | 7.0 | 18.68 | 6.83 | 7.0 |
| 11/7/14 | 7.5 | 18.68 | 6.84 | 7.5 |
| 11/7/14 | 8.0 | 18.67 | 6.85 | 8.0 |
| 11/7/14 | 8.5 | 18.67 | 6.86 | 8.5 |
| 11/7/14 | 9.0 | 18.67 | 6.88 | 9.0 |
| 11/7/14 | 9.5 | 18.67 | 6.89 | 9.5 |
| 11/7/14 | 10.0 | 18.67 | 6.90 | 10.0 |
| 11/7/14 | 10.5 | 18.67 | 6.90 | 10.5 |
| 11/7/14 | 11.0 | 18.67 | 6.91 | 11.0 |
| 11/7/14 | 11.5 | 18.67 | 6.90 | 11.5 |
| 11/7/14 | 12.0 | 18.67 | 6.90 | 12.0 |
| 11/7/14 | 12.5 | 18.67 | 6.90 | 12.5 |
| 11/7/14 | 13.0 | 18.67 | 6.91 | 13.0 |
| 11/7/14 | 13.5 | 18.67 | 6.90 | 13.5 |
| 11/7/14 | 14.0 | 18.67 | 6.92 | 14.0 |
| 11/7/14 | 14.5 | 18.67 | 6.94 | 14.5 |
| 11/7/14 | 15.0 | 18.67 | 6.95 | 15.0 |
| 11/7/14 | 15.5 | 18.67 | 6.96 | 15.5 |
| 11/7/14 | 16.0 | 18.67 | 6.96 | 16.0 |
| 11/7/14 | 16.5 | 18.67 | 6.96 | 16.5 |
| 11/7/14 | 17.0 | 18.67 | 6.97 | 17.0 |
| 11/7/14 | 17.5 | 18.67 | 6.97 | 17.5 |
| 11/7/14 | 18.0 | 18.67 | 6.98 | 18.0 |
| 11/7/14 | 18.5 | 18.67 | 6.99 | 18.5 |
| 11/7/14 | 19.0 | 18.67 | 6.99 | 19.0 |
| 11/7/14 | 19.5 | 18.67 | 7.00 | 19.5 |
| 11/7/14 | 20.0 | 18.67 | 7.00 | 20.0 |
| 11/7/14 | 20.5 | 18.67 | 7.01 | 20.5 |
| 11/7/14 | 21.0 | 18.67 | 7.01 | 21.0 |
| 11/7/14 | 21.5 | 18.67 | 7.02 | 21.5 |
| 11/7/14 | 22.0 | 18.67 | 7.06 | 22.0 |

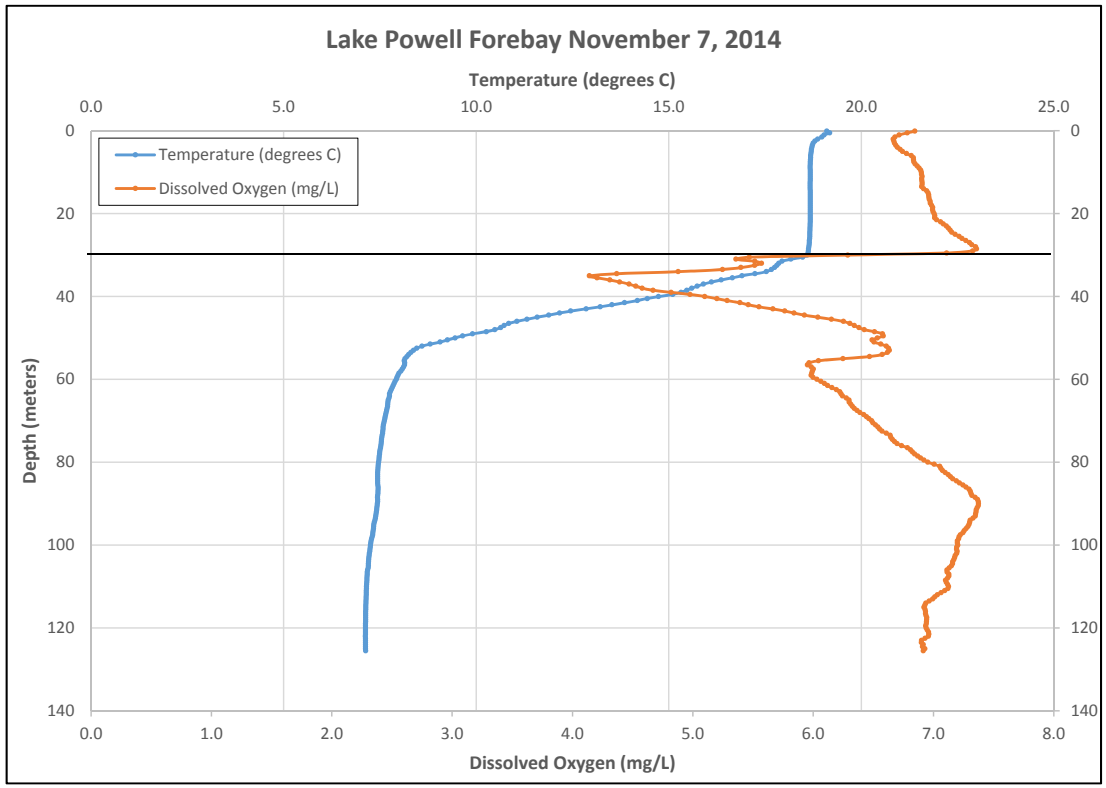


| Depth (m) | DO (mg/L) | Temp. (°C) |
|---|---|---|
| 0 to 30 | 6.3 to 7.4 | 18.6 to 19.1 |

| | | | | |
|---|---|---|---|---|
| 11/7/14 | 22.5 | 18.67 | 7.08 | 22.5 |
| 11/7/14 | 23.0 | 18.67 | 7.11 | 23.0 |
| 11/7/14 | 23.5 | 18.67 | 7.12 | 23.5 |
| 11/7/14 | 24.0 | 18.66 | 7.14 | 24.0 |
| 11/7/14 | 24.5 | 18.66 | 7.15 | 24.5 |
| 11/7/14 | 25.0 | 18.66 | 7.18 | 25.0 |
| 11/7/14 | 25.5 | 18.66 | 7.21 | 25.5 |
| 11/7/14 | 26.0 | 18.66 | 7.24 | 26.0 |
| 11/7/14 | 26.5 | 18.65 | 7.27 | 26.5 |
| 11/7/14 | 27.0 | 18.65 | 7.30 | 27.0 |
| 11/7/14 | 27.5 | 18.64 | 7.32 | 27.5 |
| 11/7/14 | 28.0 | 18.64 | 7.35 | 28.0 |
| 11/7/14 | 28.5 | 18.63 | 7.36 | 28.5 |
| 11/7/14 | 29.0 | 18.62 | 7.33 | 29.0 |
| 11/7/14 | 29.5 | 18.61 | 7.11 | 29.5 |
| 11/7/14 | 30.0 | 18.59 | 6.29 | 30.0 |
| 11/7/14 | 30.5 | 18.48 | 5.47 | 30.5 |
| 11/7/14 | 31.0 | 18.17 | 5.36 | 31.0 |
| 11/7/14 | 31.5 | 17.94 | 5.51 | 31.5 |
| 11/7/14 | 32.0 | 17.86 | 5.57 | 32.0 |
| 11/7/14 | 32.5 | 17.80 | 5.51 | 32.5 |
| 11/7/14 | 33.0 | 17.75 | 5.40 | 33.0 |
| 11/7/14 | 33.5 | 17.66 | 5.25 | 33.5 |
| 11/7/14 | 34.0 | 17.53 | 4.88 | 34.0 |
| 11/7/14 | 34.5 | 17.24 | 4.37 | 34.5 |
| 11/7/14 | 35.0 | 16.90 | 4.14 | 35.0 |
| 11/7/14 | 35.5 | 16.65 | 4.20 | 35.5 |
| 11/7/14 | 36.0 | 16.36 | 4.31 | 36.0 |
| 11/7/14 | 36.5 | 16.10 | 4.39 | 36.5 |
| 11/7/14 | 37.0 | 15.90 | 4.47 | 37.0 |
| 11/7/14 | 37.5 | 15.74 | 4.52 | 37.5 |
| 11/7/14 | 38.0 | 15.60 | 4.58 | 38.0 |
| 11/7/14 | 38.5 | 15.47 | 4.67 | 38.5 |
| 11/7/14 | 39.0 | 15.32 | 4.82 | 39.0 |
| 11/7/14 | 39.5 | 15.10 | 4.98 | 39.5 |
| 11/7/14 | 40.0 | 14.73 | 5.10 | 40.0 |
| 11/7/14 | 40.5 | 14.44 | 5.20 | 40.5 |
| 11/7/14 | 41.0 | 14.18 | 5.28 | 41.0 |
| 11/7/14 | 41.5 | 13.85 | 5.39 | 41.5 |
| 11/7/14 | 42.0 | 13.52 | 5.46 | 42.0 |
| 11/7/14 | 42.5 | 13.22 | 5.55 | 42.5 |
| 11/7/14 | 43.0 | 12.85 | 5.66 | 43.0 |
| 11/7/14 | 43.5 | 12.45 | 5.76 | 43.5 |
| 11/7/14 | 44.0 | 12.16 | 5.84 | 44.0 |
| 11/7/14 | 44.5 | 11.88 | 5.93 | 44.5 |
| 11/7/14 | 45.0 | 11.58 | 6.04 | 45.0 |

| | | | | |
|---|---|---|---|---|
| 11/7/14 | 45.5 | 11.31 | 6.15 | 45.5 |
| 11/7/14 | 46.0 | 11.05 | 6.25 | 46.0 |
| 11/7/14 | 46.5 | 10.84 | 6.30 | 46.5 |
| 11/7/14 | 47.0 | 10.72 | 6.34 | 47.0 |
| 11/7/14 | 47.5 | 10.63 | 6.38 | 47.5 |
| 11/7/14 | 48.0 | 10.48 | 6.42 | 48.0 |
| 11/7/14 | 48.5 | 10.26 | 6.51 | 48.5 |
| 11/7/14 | 49.0 | 9.90 | 6.57 | 49.0 |
| 11/7/14 | 49.5 | 9.64 | 6.58 | 49.5 |
| 11/7/14 | 50.0 | 9.45 | 6.53 | 50.0 |
| 11/7/14 | 50.5 | 9.25 | 6.49 | 50.5 |
| 11/7/14 | 51.0 | 9.06 | 6.50 | 51.0 |
| 11/7/14 | 51.5 | 8.80 | 6.56 | 51.5 |
| 11/7/14 | 52.0 | 8.59 | 6.61 | 52.0 |
| 11/7/14 | 52.5 | 8.45 | 6.63 | 52.5 |
| 11/7/14 | 53.0 | 8.37 | 6.63 | 53.0 |
| 11/7/14 | 53.5 | 8.30 | 6.62 | 53.5 |
| 11/7/14 | 54.0 | 8.24 | 6.57 | 54.0 |
| 11/7/14 | 54.5 | 8.20 | 6.47 | 54.5 |
| 11/7/14 | 55.0 | 8.15 | 6.25 | 55.0 |
| 11/7/14 | 55.5 | 8.13 | 6.04 | 55.5 |
| 11/7/14 | 56.0 | 8.14 | 5.97 | 56.0 |
| 11/7/14 | 56.5 | 8.14 | 5.95 | 56.5 |
| 11/7/14 | 57.0 | 8.11 | 5.98 | 57.0 |
| 11/7/14 | 57.5 | 8.08 | 6.00 | 57.5 |
| 11/7/14 | 58.0 | 8.04 | 5.99 | 58.0 |
| 11/7/14 | 58.5 | 7.99 | 5.99 | 58.5 |
| 11/7/14 | 59.0 | 7.97 | 5.98 | 59.0 |
| 11/7/14 | 59.5 | 7.94 | 6.00 | 59.5 |
| 11/7/14 | 60.0 | 7.93 | 6.03 | 60.0 |
| 11/7/14 | 60.5 | 7.89 | 6.06 | 60.5 |
| 11/7/14 | 61.0 | 7.87 | 6.09 | 61.0 |
| 11/7/14 | 61.5 | 7.84 | 6.12 | 61.5 |
| 11/7/14 | 62.0 | 7.82 | 6.16 | 62.0 |
| 11/7/14 | 62.5 | 7.79 | 6.19 | 62.5 |
| 11/7/14 | 63.0 | 7.77 | 6.22 | 63.0 |
| 11/7/14 | 63.5 | 7.75 | 6.23 | 63.5 |
| 11/7/14 | 64.0 | 7.75 | 6.24 | 64.0 |
| 11/7/14 | 64.5 | 7.73 | 6.28 | 64.5 |
| 11/7/14 | 65.0 | 7.71 | 6.30 | 65.0 |
| 11/7/14 | 65.5 | 7.71 | 6.30 | 65.5 |
| 11/7/14 | 66.0 | 7.70 | 6.31 | 66.0 |
| 11/7/14 | 66.5 | 7.70 | 6.33 | 66.5 |
| 11/7/14 | 67.0 | 7.69 | 6.34 | 67.0 |
| 11/7/14 | 67.5 | 7.67 | 6.36 | 67.5 |
| 11/7/14 | 68.0 | 7.66 | 6.39 | 68.0 |

| | | | | |
|---|---|---|---|---|
| 11/7/14 | 68.5 | 7.65 | 6.42 | 68.5 |
| 11/7/14 | 69.0 | 7.63 | 6.44 | 69.0 |
| 11/7/14 | 69.5 | 7.62 | 6.46 | 69.5 |
| 11/7/14 | 70.0 | 7.61 | 6.48 | 70.0 |
| 11/7/14 | 70.5 | 7.60 | 6.50 | 70.5 |
| 11/7/14 | 71.0 | 7.59 | 6.52 | 71.0 |
| 11/7/14 | 71.5 | 7.58 | 6.54 | 71.5 |
| 11/7/14 | 72.0 | 7.58 | 6.55 | 72.0 |
| 11/7/14 | 72.5 | 7.57 | 6.57 | 72.5 |
| 11/7/14 | 73.0 | 7.57 | 6.61 | 73.0 |
| 11/7/14 | 73.5 | 7.56 | 6.64 | 73.5 |
| 11/7/14 | 74.0 | 7.55 | 6.64 | 74.0 |
| 11/7/14 | 74.5 | 7.54 | 6.66 | 74.5 |
| 11/7/14 | 75.0 | 7.54 | 6.68 | 75.0 |
| 11/7/14 | 75.5 | 7.53 | 6.70 | 75.5 |
| 11/7/14 | 76.0 | 7.52 | 6.73 | 76.0 |
| 11/7/14 | 76.5 | 7.51 | 6.78 | 76.5 |
| 11/7/14 | 77.0 | 7.50 | 6.81 | 77.0 |
| 11/7/14 | 77.5 | 7.49 | 6.82 | 77.5 |
| 11/7/14 | 78.0 | 7.49 | 6.84 | 78.0 |
| 11/7/14 | 78.5 | 7.48 | 6.87 | 78.5 |
| 11/7/14 | 79.0 | 7.48 | 6.89 | 79.0 |
| 11/7/14 | 79.5 | 7.47 | 6.92 | 79.5 |
| 11/7/14 | 80.0 | 7.46 | 6.95 | 80.0 |
| 11/7/14 | 80.5 | 7.46 | 7.00 | 80.5 |
| 11/7/14 | 81.0 | 7.45 | 7.05 | 81.0 |
| 11/7/14 | 81.5 | 7.45 | 7.06 | 81.5 |
| 11/7/14 | 82.0 | 7.44 | 7.07 | 82.0 |
| 11/7/14 | 82.5 | 7.44 | 7.10 | 82.5 |
| 11/7/14 | 83.0 | 7.44 | 7.12 | 83.0 |
| 11/7/14 | 83.5 | 7.44 | 7.14 | 83.5 |
| 11/7/14 | 84.0 | 7.44 | 7.16 | 84.0 |
| 11/7/14 | 84.5 | 7.44 | 7.19 | 84.5 |
| 11/7/14 | 85.0 | 7.44 | 7.22 | 85.0 |
| 11/7/14 | 85.5 | 7.44 | 7.24 | 85.5 |
| 11/7/14 | 86.0 | 7.45 | 7.27 | 86.0 |
| 11/7/14 | 86.5 | 7.45 | 7.29 | 86.5 |
| 11/7/14 | 87.0 | 7.45 | 7.30 | 87.0 |
| 11/7/14 | 87.5 | 7.45 | 7.31 | 87.5 |
| 11/7/14 | 88.0 | 7.44 | 7.32 | 88.0 |
| 11/7/14 | 88.5 | 7.44 | 7.34 | 88.5 |
| 11/7/14 | 89.0 | 7.44 | 7.36 | 89.0 |
| 11/7/14 | 89.5 | 7.44 | 7.37 | 89.5 |
| 11/7/14 | 90.0 | 7.43 | 7.37 | 90.0 |
| 11/7/14 | 90.5 | 7.43 | 7.37 | 90.5 |
| 11/7/14 | 91.0 | 7.42 | 7.36 | 91.0 |

| | | | | |
|---|---|---|---|---|
| 11/7/14 | 91.5 | 7.41 | 7.35 | 91.5 |
| 11/7/14 | 92.0 | 7.40 | 7.35 | 92.0 |
| 11/7/14 | 92.5 | 7.40 | 7.35 | 92.5 |
| 11/7/14 | 93.0 | 7.39 | 7.35 | 93.0 |
| 11/7/14 | 93.5 | 7.38 | 7.33 | 93.5 |
| 11/7/14 | 94.0 | 7.37 | 7.30 | 94.0 |
| 11/7/14 | 94.5 | 7.35 | 7.30 | 94.5 |
| 11/7/14 | 95.0 | 7.34 | 7.29 | 95.0 |
| 11/7/14 | 95.5 | 7.33 | 7.28 | 95.5 |
| 11/7/14 | 96.0 | 7.33 | 7.27 | 96.0 |
| 11/7/14 | 96.5 | 7.32 | 7.25 | 96.5 |
| 11/7/14 | 97.0 | 7.32 | 7.24 | 97.0 |
| 11/7/14 | 97.5 | 7.31 | 7.22 | 97.5 |
| 11/7/14 | 98.0 | 7.30 | 7.21 | 98.0 |
| 11/7/14 | 98.5 | 7.28 | 7.21 | 98.5 |
| 11/7/14 | 99.0 | 7.27 | 7.20 | 99.0 |
| 11/7/14 | 99.5 | 7.26 | 7.20 | 99.5 |
| 11/7/14 | 100.0 | 7.25 | 7.20 | 100.0 |
| 11/7/14 | 100.5 | 7.25 | 7.19 | 100.5 |
| 11/7/14 | 101.0 | 7.24 | 7.19 | 101.0 |
| 11/7/14 | 101.5 | 7.23 | 7.20 | 101.5 |
| 11/7/14 | 102.0 | 7.23 | 7.19 | 102.0 |
| 11/7/14 | 102.5 | 7.22 | 7.18 | 102.5 |
| 11/7/14 | 103.0 | 7.21 | 7.18 | 103.0 |
| 11/7/14 | 103.5 | 7.20 | 7.17 | 103.5 |
| 11/7/14 | 104.0 | 7.20 | 7.16 | 104.0 |
| 11/7/14 | 104.5 | 7.20 | 7.16 | 104.5 |
| 11/7/14 | 105.0 | 7.20 | 7.15 | 105.0 |
| 11/7/14 | 105.5 | 7.19 | 7.13 | 105.5 |
| 11/7/14 | 106.0 | 7.18 | 7.11 | 106.0 |
| 11/7/14 | 106.5 | 7.17 | 7.11 | 106.5 |
| 11/7/14 | 107.0 | 7.17 | 7.13 | 107.0 |
| 11/7/14 | 107.5 | 7.17 | 7.13 | 107.5 |
| 11/7/14 | 108.0 | 7.16 | 7.12 | 108.0 |
| 11/7/14 | 108.5 | 7.16 | 7.10 | 108.5 |
| 11/7/14 | 109.0 | 7.16 | 7.11 | 109.0 |
| 11/7/14 | 109.5 | 7.15 | 7.12 | 109.5 |
| 11/7/14 | 110.0 | 7.15 | 7.12 | 110.0 |
| 11/7/14 | 110.5 | 7.15 | 7.12 | 110.5 |
| 11/7/14 | 111.0 | 7.15 | 7.09 | 111.0 |
| 11/7/14 | 111.5 | 7.14 | 7.06 | 111.5 |
| 11/7/14 | 112.0 | 7.14 | 7.03 | 112.0 |
| 11/7/14 | 112.5 | 7.14 | 7.01 | 112.5 |
| 11/7/14 | 113.0 | 7.14 | 6.99 | 113.0 |
| 11/7/14 | 113.5 | 7.14 | 6.96 | 113.5 |
| 11/7/14 | 114.0 | 7.13 | 6.94 | 114.0 |

| | | | | |
|---|---|---|---|---|
| 11/7/14 | 114.5 | 7.13 | 6.93 | 114.5 |
| 11/7/14 | 115.0 | 7.13 | 6.92 | 115.0 |
| 11/7/14 | 115.5 | 7.13 | 6.93 | 115.5 |
| 11/7/14 | 116.0 | 7.13 | 6.93 | 116.0 |
| 11/7/14 | 116.5 | 7.13 | 6.93 | 116.5 |
| 11/7/14 | 117.0 | 7.13 | 6.94 | 117.0 |
| 11/7/14 | 117.5 | 7.13 | 6.94 | 117.5 |
| 11/7/14 | 118.0 | 7.13 | 6.94 | 118.0 |
| 11/7/14 | 118.5 | 7.13 | 6.94 | 118.5 |
| 11/7/14 | 119.0 | 7.12 | 6.94 | 119.0 |
| 11/7/14 | 119.5 | 7.12 | 6.93 | 119.5 |
| 11/7/14 | 120.0 | 7.12 | 6.94 | 120.0 |
| 11/7/14 | 120.5 | 7.12 | 6.95 | 120.5 |
| 11/7/14 | 121.0 | 7.12 | 6.96 | 121.0 |
| 11/7/14 | 121.5 | 7.12 | 6.96 | 121.5 |
| 11/7/14 | 122.0 | 7.12 | 6.96 | 122.0 |
| 11/7/14 | 122.5 | 7.12 | 6.93 | 122.5 |
| 11/7/14 | 123.0 | 7.12 | 6.90 | 123.0 |
| 11/7/14 | 123.5 | 7.12 | 6.90 | 123.5 |
| 11/7/14 | 124.0 | 7.12 | 6.91 | 124.0 |
| 11/7/14 | 124.5 | 7.12 | 6.91 | 124.5 |
| 11/7/14 | 125.0 | 7.12 | 6.93 | 125.0 |
| 11/7/14 | 125.5 | 7.13 | 6.91 | 125.5 |

| Date | Depth (m) | T °C | DO mg/L | Depth (m) |
|---|---|---|---|---|
| 12/10/2014 | 0.5 | 14.57 | 8.03 | 0.5 |
| 12/10/2014 | 1.0 | 14.57 | 8.04 | 1.0 |
| 12/10/2014 | 1.5 | 14.57 | 8.04 | 1.5 |
| 12/10/2014 | 2.0 | 14.57 | 8.05 | 2.0 |
| 12/10/2014 | 2.5 | 14.57 | 8.05 | 2.5 |
| 12/10/2014 | 3.0 | 14.57 | 8.06 | 3.0 |
| 12/10/2014 | 3.5 | 14.57 | 8.05 | 3.5 |
| 12/10/2014 | 4.0 | 14.57 | 8.06 | 4.0 |
| 12/10/2014 | 4.5 | 14.57 | 8.07 | 4.5 |
| 12/10/2014 | 5.0 | 14.57 | 8.07 | 5.0 |
| 12/10/2014 | 5.5 | 14.57 | 8.08 | 5.5 |
| 12/10/2014 | 6.0 | 14.57 | 8.09 | 6.0 |
| 12/10/2014 | 6.5 | 14.57 | 8.08 | 6.5 |
| 12/10/2014 | 7.0 | 14.57 | 8.08 | 7.0 |
| 12/10/2014 | 7.5 | 14.57 | 8.09 | 7.5 |
| 12/10/2014 | 8.0 | 14.57 | 8.10 | 8.0 |
| 12/10/2014 | 8.5 | 14.57 | 8.11 | 8.5 |
| 12/10/2014 | 9.0 | 14.57 | 8.12 | 9.0 |
| 12/10/2014 | 9.5 | 14.57 | 8.11 | 9.5 |
| 12/10/2014 | 10.0 | 14.57 | 8.11 | 10.0 |
| 12/10/2014 | 10.5 | 14.57 | 8.12 | 10.5 |
| 12/10/2014 | 11.0 | 14.57 | 8.12 | 11.0 |
| 12/10/2014 | 11.5 | 14.57 | 8.13 | 11.5 |
| 12/10/2014 | 12.0 | 14.57 | 8.13 | 12.0 |
| 12/10/2014 | 12.5 | 14.57 | 8.13 | 12.5 |
| 12/10/2014 | 13.0 | 14.57 | 8.12 | 13.0 |
| 12/10/2014 | 13.5 | 14.57 | 8.14 | 13.5 |
| 12/10/2014 | 14.0 | 14.57 | 8.14 | 14.0 |
| 12/10/2014 | 14.5 | 14.57 | 8.14 | 14.5 |
| 12/10/2014 | 15.0 | 14.57 | 8.15 | 15.0 |
| 12/10/2014 | 15.5 | 14.57 | 8.16 | 15.5 |
| 12/10/2014 | 16.0 | 14.57 | 8.16 | 16.0 |
| 12/10/2014 | 16.5 | 14.57 | 8.17 | 16.5 |
| 12/10/2014 | 17.0 | 14.57 | 8.18 | 17.0 |
| 12/10/2014 | 17.5 | 14.57 | 8.18 | 17.5 |
| 12/10/2014 | 18.0 | 14.57 | 8.18 | 18.0 |
| 12/10/2014 | 18.5 | 14.57 | 8.18 | 18.5 |
| 12/10/2014 | 19.0 | 14.57 | 8.19 | 19.0 |
| 12/10/2014 | 19.5 | 14.57 | 8.19 | 19.5 |
| 12/10/2014 | 20.0 | 14.57 | 8.20 | 20.0 |
| 12/10/2014 | 20.5 | 14.57 | 8.20 | 20.5 |
| 12/10/2014 | 21.0 | 14.57 | 8.20 | 21.0 |
| 12/10/2014 | 21.5 | 14.57 | 8.21 | 21.5 |
| 12/10/2014 | 22.0 | 14.57 | 8.21 | 22.0 |
| 12/10/2014 | 22.5 | 14.57 | 8.20 | 22.5 |

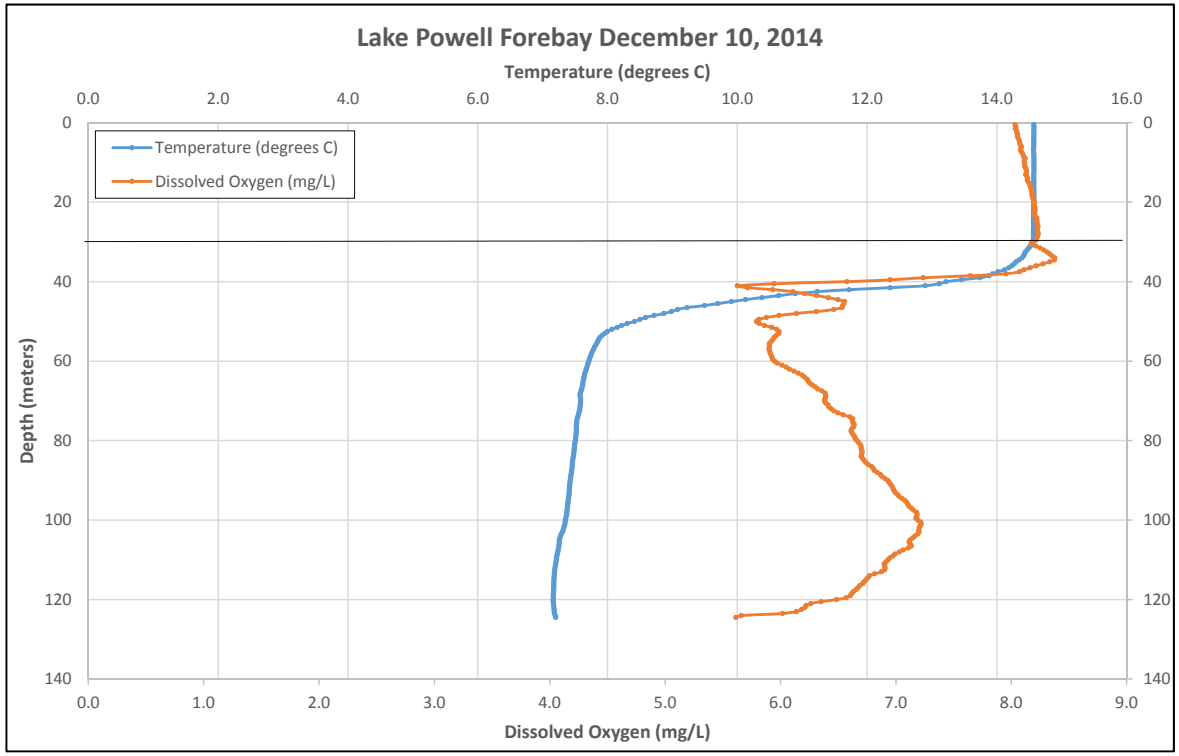


| Depth (m) | DO (mg/L) | Temp. (°C) |
|---|---|---|
| 0 to 30 | 8.0 to 8.2 | 14.6 to 14.6 |

| | | | | |
|---|---|---|---|---|
| 12/10/2014 | 23.0 | 14.57 | 8.20 | 23.0 |
| 12/10/2014 | 23.5 | 14.57 | 8.21 | 23.5 |
| 12/10/2014 | 24.0 | 14.57 | 8.22 | 24.0 |
| 12/10/2014 | 24.5 | 14.57 | 8.22 | 24.5 |
| 12/10/2014 | 25.0 | 14.57 | 8.22 | 25.0 |
| 12/10/2014 | 25.5 | 14.57 | 8.22 | 25.5 |
| 12/10/2014 | 26.0 | 14.57 | 8.23 | 26.0 |
| 12/10/2014 | 26.5 | 14.57 | 8.23 | 26.5 |
| 12/10/2014 | 27.0 | 14.56 | 8.22 | 27.0 |
| 12/10/2014 | 27.5 | 14.56 | 8.23 | 27.5 |
| 12/10/2014 | 28.0 | 14.56 | 8.23 | 28.0 |
| 12/10/2014 | 28.5 | 14.56 | 8.23 | 28.5 |
| 12/10/2014 | 29.0 | 14.56 | 8.22 | 29.0 |
| 12/10/2014 | 29.5 | 14.56 | 8.22 | 29.5 |
| 12/10/2014 | 30.0 | 14.56 | 8.18 | 30.0 |
| 12/10/2014 | 30.5 | 14.55 | 8.17 | 30.5 |
| 12/10/2014 | 31.0 | 14.52 | 8.21 | 31.0 |
| 12/10/2014 | 31.5 | 14.49 | 8.25 | 31.5 |
| 12/10/2014 | 32.0 | 14.47 | 8.28 | 32.0 |
| 12/10/2014 | 32.5 | 14.44 | 8.31 | 32.5 |
| 12/10/2014 | 33.0 | 14.43 | 8.33 | 33.0 |
| 12/10/2014 | 33.5 | 14.41 | 8.35 | 33.5 |
| 12/10/2014 | 34.0 | 14.39 | 8.38 | 34.0 |
| 12/10/2014 | 34.5 | 14.34 | 8.37 | 34.5 |
| 12/10/2014 | 35.0 | 14.29 | 8.33 | 35.0 |
| 12/10/2014 | 35.5 | 14.27 | 8.27 | 35.5 |
| 12/10/2014 | 36.0 | 14.23 | 8.21 | 36.0 |
| 12/10/2014 | 36.5 | 14.18 | 8.16 | 36.5 |
| 12/10/2014 | 37.0 | 14.12 | 8.11 | 37.0 |
| 12/10/2014 | 37.5 | 14.02 | 8.07 | 37.5 |
| 12/10/2014 | 38.0 | 13.94 | 7.96 | 38.0 |
| 12/10/2014 | 38.5 | 13.88 | 7.65 | 38.5 |
| 12/10/2014 | 39.0 | 13.74 | 7.24 | 39.0 |
| 12/10/2014 | 39.5 | 13.45 | 6.95 | 39.5 |
| 12/10/2014 | 40.0 | 13.22 | 6.58 | 40.0 |
| 12/10/2014 | 40.5 | 13.12 | 5.94 | 40.5 |
| 12/10/2014 | 41.0 | 12.90 | 5.63 | 41.0 |
| 12/10/2014 | 41.5 | 12.36 | 5.71 | 41.5 |
| 12/10/2014 | 42.0 | 11.72 | 5.93 | 42.0 |
| 12/10/2014 | 42.5 | 11.23 | 6.11 | 42.5 |
| 12/10/2014 | 43.0 | 10.89 | 6.21 | 43.0 |
| 12/10/2014 | 43.5 | 10.64 | 6.31 | 43.5 |
| 12/10/2014 | 44.0 | 10.38 | 6.41 | 44.0 |
| 12/10/2014 | 44.5 | 10.13 | 6.50 | 44.5 |
| 12/10/2014 | 45.0 | 9.91 | 6.55 | 45.0 |
| 12/10/2014 | 45.5 | 9.70 | 6.55 | 45.5 |

| | | | | |
|---|---|---|---|---|
| 12/10/2014 | 46.0 | 9.49 | 6.54 | 46.0 |
| 12/10/2014 | 46.5 | 9.23 | 6.53 | 46.5 |
| 12/10/2014 | 47.0 | 9.08 | 6.46 | 47.0 |
| 12/10/2014 | 47.5 | 8.99 | 6.31 | 47.5 |
| 12/10/2014 | 48.0 | 8.87 | 6.14 | 48.0 |
| 12/10/2014 | 48.5 | 8.72 | 5.99 | 48.5 |
| 12/10/2014 | 49.0 | 8.59 | 5.88 | 49.0 |
| 12/10/2014 | 49.5 | 8.50 | 5.81 | 49.5 |
| 12/10/2014 | 50.0 | 8.42 | 5.79 | 50.0 |
| 12/10/2014 | 50.5 | 8.30 | 5.81 | 50.5 |
| 12/10/2014 | 51.0 | 8.22 | 5.86 | 51.0 |
| 12/10/2014 | 51.5 | 8.15 | 5.92 | 51.5 |
| 12/10/2014 | 52.0 | 8.07 | 5.97 | 52.0 |
| 12/10/2014 | 52.5 | 8.00 | 5.99 | 52.5 |
| 12/10/2014 | 53.0 | 7.96 | 5.99 | 53.0 |
| 12/10/2014 | 53.5 | 7.92 | 5.97 | 53.5 |
| 12/10/2014 | 54.0 | 7.88 | 5.95 | 54.0 |
| 12/10/2014 | 54.5 | 7.86 | 5.93 | 54.5 |
| 12/10/2014 | 55.0 | 7.85 | 5.92 | 55.0 |
| 12/10/2014 | 55.5 | 7.84 | 5.90 | 55.5 |
| 12/10/2014 | 56.0 | 7.82 | 5.90 | 56.0 |
| 12/10/2014 | 56.5 | 7.80 | 5.90 | 56.5 |
| 12/10/2014 | 57.0 | 7.79 | 5.90 | 57.0 |
| 12/10/2014 | 57.5 | 7.77 | 5.91 | 57.5 |
| 12/10/2014 | 58.0 | 7.75 | 5.91 | 58.0 |
| 12/10/2014 | 58.5 | 7.74 | 5.92 | 58.5 |
| 12/10/2014 | 59.0 | 7.73 | 5.93 | 59.0 |
| 12/10/2014 | 59.5 | 7.72 | 5.93 | 59.5 |
| 12/10/2014 | 60.0 | 7.71 | 5.95 | 60.0 |
| 12/10/2014 | 60.5 | 7.70 | 5.97 | 60.5 |
| 12/10/2014 | 61.0 | 7.69 | 6.01 | 61.0 |
| 12/10/2014 | 61.5 | 7.68 | 6.05 | 61.5 |
| 12/10/2014 | 62.0 | 7.67 | 6.08 | 62.0 |
| 12/10/2014 | 62.5 | 7.66 | 6.12 | 62.5 |
| 12/10/2014 | 63.0 | 7.65 | 6.15 | 63.0 |
| 12/10/2014 | 63.5 | 7.64 | 6.19 | 63.5 |
| 12/10/2014 | 64.0 | 7.64 | 6.21 | 64.0 |
| 12/10/2014 | 64.5 | 7.63 | 6.23 | 64.5 |
| 12/10/2014 | 65.0 | 7.63 | 6.24 | 65.0 |
| 12/10/2014 | 65.5 | 7.62 | 6.25 | 65.5 |
| 12/10/2014 | 66.0 | 7.62 | 6.28 | 66.0 |
| 12/10/2014 | 66.5 | 7.61 | 6.30 | 66.5 |
| 12/10/2014 | 67.0 | 7.60 | 6.32 | 67.0 |
| 12/10/2014 | 67.5 | 7.59 | 6.36 | 67.5 |
| 12/10/2014 | 68.0 | 7.58 | 6.39 | 68.0 |
| 12/10/2014 | 68.5 | 7.58 | 6.39 | 68.5 |

| | | | | |
|---|---|---|---|---|
| 12/10/2014 | 69.0 | 7.58 | 6.39 | 69.0 |
| 12/10/2014 | 69.5 | 7.59 | 6.38 | 69.5 |
| 12/10/2014 | 70.0 | 7.59 | 6.38 | 70.0 |
| 12/10/2014 | 70.5 | 7.58 | 6.39 | 70.5 |
| 12/10/2014 | 71.0 | 7.58 | 6.41 | 71.0 |
| 12/10/2014 | 71.5 | 7.58 | 6.42 | 71.5 |
| 12/10/2014 | 72.0 | 7.57 | 6.44 | 72.0 |
| 12/10/2014 | 72.5 | 7.57 | 6.46 | 72.5 |
| 12/10/2014 | 73.0 | 7.56 | 6.50 | 73.0 |
| 12/10/2014 | 73.5 | 7.55 | 6.54 | 73.5 |
| 12/10/2014 | 74.0 | 7.54 | 6.60 | 74.0 |
| 12/10/2014 | 74.5 | 7.53 | 6.63 | 74.5 |
| 12/10/2014 | 75.0 | 7.53 | 6.62 | 75.0 |
| 12/10/2014 | 75.5 | 7.52 | 6.63 | 75.5 |
| 12/10/2014 | 76.0 | 7.52 | 6.64 | 76.0 |
| 12/10/2014 | 76.5 | 7.52 | 6.63 | 76.5 |
| 12/10/2014 | 77.0 | 7.52 | 6.62 | 77.0 |
| 12/10/2014 | 77.5 | 7.52 | 6.61 | 77.5 |
| 12/10/2014 | 78.0 | 7.52 | 6.62 | 78.0 |
| 12/10/2014 | 78.5 | 7.52 | 6.63 | 78.5 |
| 12/10/2014 | 79.0 | 7.51 | 6.64 | 79.0 |
| 12/10/2014 | 79.5 | 7.51 | 6.65 | 79.5 |
| 12/10/2014 | 80.0 | 7.50 | 6.66 | 80.0 |
| 12/10/2014 | 80.5 | 7.50 | 6.68 | 80.5 |
| 12/10/2014 | 81.0 | 7.49 | 6.69 | 81.0 |
| 12/10/2014 | 81.5 | 7.49 | 6.70 | 81.5 |
| 12/10/2014 | 82.0 | 7.49 | 6.70 | 82.0 |
| 12/10/2014 | 82.5 | 7.49 | 6.70 | 82.5 |
| 12/10/2014 | 83.0 | 7.48 | 6.71 | 83.0 |
| 12/10/2014 | 83.5 | 7.48 | 6.70 | 83.5 |
| 12/10/2014 | 84.0 | 7.47 | 6.70 | 84.0 |
| 12/10/2014 | 84.5 | 7.47 | 6.71 | 84.5 |
| 12/10/2014 | 85.0 | 7.46 | 6.72 | 85.0 |
| 12/10/2014 | 85.5 | 7.46 | 6.74 | 85.5 |
| 12/10/2014 | 86.0 | 7.46 | 6.76 | 86.0 |
| 12/10/2014 | 86.5 | 7.45 | 6.79 | 86.5 |
| 12/10/2014 | 87.0 | 7.45 | 6.80 | 87.0 |
| 12/10/2014 | 87.5 | 7.45 | 6.81 | 87.5 |
| 12/10/2014 | 88.0 | 7.45 | 6.84 | 88.0 |
| 12/10/2014 | 88.5 | 7.44 | 6.86 | 88.5 |
| 12/10/2014 | 89.0 | 7.44 | 6.88 | 89.0 |
| 12/10/2014 | 89.5 | 7.43 | 6.90 | 89.5 |
| 12/10/2014 | 90.0 | 7.43 | 6.93 | 90.0 |
| 12/10/2014 | 90.5 | 7.42 | 6.94 | 90.5 |
| 12/10/2014 | 91.0 | 7.42 | 6.95 | 91.0 |
| 12/10/2014 | 91.5 | 7.42 | 6.97 | 91.5 |

| | | | | |
|---|---|---|---|---|
| 12/10/2014 | 92.0 | 7.41 | 6.97 | 92.0 |
| 12/10/2014 | 92.5 | 7.41 | 6.98 | 92.5 |
| 12/10/2014 | 93.0 | 7.41 | 6.99 | 93.0 |
| 12/10/2014 | 93.5 | 7.41 | 7.01 | 93.5 |
| 12/10/2014 | 94.0 | 7.40 | 7.03 | 94.0 |
| 12/10/2014 | 94.5 | 7.40 | 7.05 | 94.5 |
| 12/10/2014 | 95.0 | 7.40 | 7.07 | 95.0 |
| 12/10/2014 | 95.5 | 7.39 | 7.09 | 95.5 |
| 12/10/2014 | 96.0 | 7.39 | 7.10 | 96.0 |
| 12/10/2014 | 96.5 | 7.38 | 7.11 | 96.5 |
| 12/10/2014 | 97.0 | 7.38 | 7.13 | 97.0 |
| 12/10/2014 | 97.5 | 7.38 | 7.15 | 97.5 |
| 12/10/2014 | 98.0 | 7.37 | 7.18 | 98.0 |
| 12/10/2014 | 98.5 | 7.37 | 7.18 | 98.5 |
| 12/10/2014 | 99.0 | 7.37 | 7.18 | 99.0 |
| 12/10/2014 | 99.5 | 7.36 | 7.17 | 99.5 |
| 12/10/2014 | 100.0 | 7.35 | 7.19 | 100.0 |
| 12/10/2014 | 100.5 | 7.35 | 7.22 | 100.5 |
| 12/10/2014 | 101.0 | 7.34 | 7.22 | 101.0 |
| 12/10/2014 | 101.5 | 7.34 | 7.21 | 101.5 |
| 12/10/2014 | 102.0 | 7.33 | 7.20 | 102.0 |
| 12/10/2014 | 102.5 | 7.32 | 7.20 | 102.5 |
| 12/10/2014 | 103.0 | 7.30 | 7.20 | 103.0 |
| 12/10/2014 | 103.5 | 7.29 | 7.19 | 103.5 |
| 12/10/2014 | 104.0 | 7.28 | 7.16 | 104.0 |
| 12/10/2014 | 104.5 | 7.27 | 7.15 | 104.5 |
| 12/10/2014 | 105.0 | 7.26 | 7.12 | 105.0 |
| 12/10/2014 | 105.5 | 7.26 | 7.11 | 105.5 |
| 12/10/2014 | 106.0 | 7.25 | 7.12 | 106.0 |
| 12/10/2014 | 106.5 | 7.25 | 7.13 | 106.5 |
| 12/10/2014 | 107.0 | 7.25 | 7.11 | 107.0 |
| 12/10/2014 | 107.5 | 7.24 | 7.06 | 107.5 |
| 12/10/2014 | 108.0 | 7.23 | 7.03 | 108.0 |
| 12/10/2014 | 108.5 | 7.23 | 6.99 | 108.5 |
| 12/10/2014 | 109.0 | 7.22 | 6.97 | 109.0 |
| 12/10/2014 | 109.5 | 7.22 | 6.95 | 109.5 |
| 12/10/2014 | 110.0 | 7.21 | 6.93 | 110.0 |
| 12/10/2014 | 110.5 | 7.21 | 6.91 | 110.5 |
| 12/10/2014 | 111.0 | 7.20 | 6.90 | 111.0 |
| 12/10/2014 | 111.5 | 7.20 | 6.90 | 111.5 |
| 12/10/2014 | 112.0 | 7.19 | 6.91 | 112.0 |
| 12/10/2014 | 112.5 | 7.19 | 6.90 | 112.5 |
| 12/10/2014 | 113.0 | 7.18 | 6.88 | 113.0 |
| 12/10/2014 | 113.5 | 7.18 | 6.81 | 113.5 |
| 12/10/2014 | 114.0 | 7.18 | 6.77 | 114.0 |
| 12/10/2014 | 114.5 | 7.18 | 6.76 | 114.5 |

| | | | | |
|---|---|---|---|---|
| 12/10/2014 | 115.0 | 7.18 | 6.74 | 115.0 |
| 12/10/2014 | 115.5 | 7.17 | 6.73 | 115.5 |
| 12/10/2014 | 116.0 | 7.17 | 6.71 | 116.0 |
| 12/10/2014 | 116.5 | 7.17 | 6.69 | 116.5 |
| 12/10/2014 | 117.0 | 7.17 | 6.67 | 117.0 |
| 12/10/2014 | 117.5 | 7.17 | 6.65 | 117.5 |
| 12/10/2014 | 118.0 | 7.17 | 6.63 | 118.0 |
| 12/10/2014 | 118.5 | 7.17 | 6.62 | 118.5 |
| 12/10/2014 | 119.0 | 7.17 | 6.61 | 119.0 |
| 12/10/2014 | 119.5 | 7.16 | 6.57 | 119.5 |
| 12/10/2014 | 120.0 | 7.16 | 6.49 | 120.0 |
| 12/10/2014 | 120.5 | 7.17 | 6.35 | 120.5 |
| 12/10/2014 | 121.0 | 7.17 | 6.26 | 121.0 |
| 12/10/2014 | 121.5 | 7.17 | 6.22 | 121.5 |
| 12/10/2014 | 122.0 | 7.17 | 6.21 | 122.0 |
| 12/10/2014 | 122.5 | 7.18 | 6.18 | 122.5 |
| 12/10/2014 | 123.0 | 7.18 | 6.14 | 123.0 |
| 12/10/2014 | 123.5 | 7.18 | 6.02 | 123.5 |
| 12/10/2014 | 124.0 | 7.19 | 5.66 | 124.0 |
| 12/10/2014 | 124.5 | 7.20 | 5.61 | 124.5 |

| Date | Depth (m) | T °C | DO mg/L | Depth (m) |
|---|---|---|---|---|
| 12/16/14 | 0.5 | 14.00 | 8.37 | 0.5 |
| 12/16/14 | 1.0 | 14.02 | 8.39 | 1.0 |
| 12/16/14 | 1.5 | 14.02 | 8.39 | 1.5 |
| 12/16/14 | 2.0 | 14.02 | 8.39 | 2.0 |
| 12/16/14 | 2.5 | 14.02 | 8.39 | 2.5 |
| 12/16/14 | 3.0 | 14.01 | 8.39 | 3.0 |
| 12/16/14 | 3.5 | 14.01 | 8.39 | 3.5 |
| 12/16/14 | 4.0 | 14.02 | 8.37 | 4.0 |
| 12/16/14 | 4.5 | 14.01 | 8.35 | 4.5 |
| 12/16/14 | 5.0 | 14.00 | 8.33 | 5.0 |
| 12/16/14 | 5.5 | 13.98 | 8.31 | 5.5 |
| 12/16/14 | 6.0 | 13.95 | 8.31 | 6.0 |
| 12/16/14 | 6.5 | 13.94 | 8.32 | 6.5 |
| 12/16/14 | 7.0 | 13.94 | 8.32 | 7.0 |
| 12/16/14 | 7.5 | 13.94 | 8.32 | 7.5 |
| 12/16/14 | 8.0 | 13.94 | 8.32 | 8.0 |
| 12/16/14 | 8.5 | 13.93 | 8.32 | 8.5 |
| 12/16/14 | 9.0 | 13.93 | 8.32 | 9.0 |
| 12/16/14 | 9.5 | 13.93 | 8.33 | 9.5 |
| 12/16/14 | 10.0 | 13.93 | 8.33 | 10.0 |
| 12/16/14 | 10.5 | 13.93 | 8.33 | 10.5 |
| 12/16/14 | 11.0 | 13.93 | 8.32 | 11.0 |
| 12/16/14 | 11.5 | 13.93 | 8.33 | 11.5 |
| 12/16/14 | 12.0 | 13.93 | 8.33 | 12.0 |
| 12/16/14 | 12.5 | 13.93 | 8.33 | 12.5 |
| 12/16/14 | 13.0 | 13.93 | 8.33 | 13.0 |
| 12/16/14 | 13.5 | 13.93 | 8.34 | 13.5 |
| 12/16/14 | 14.0 | 13.93 | 8.34 | 14.0 |
| 12/16/14 | 14.5 | 13.93 | 8.35 | 14.5 |
| 12/16/14 | 15.0 | 13.93 | 8.35 | 15.0 |
| 12/16/14 | 15.5 | 13.93 | 8.35 | 15.5 |
| 12/16/14 | 16.0 | 13.92 | 8.35 | 16.0 |
| 12/16/14 | 16.5 | 13.92 | 8.36 | 16.5 |
| 12/16/14 | 17.0 | 13.92 | 8.36 | 17.0 |
| 12/16/14 | 17.5 | 13.92 | 8.37 | 17.5 |
| 12/16/14 | 18.0 | 13.92 | 8.38 | 18.0 |
| 12/16/14 | 18.5 | 13.92 | 8.38 | 18.5 |
| 12/16/14 | 19.0 | 13.92 | 8.37 | 19.0 |
| 12/16/14 | 19.5 | 13.92 | 8.38 | 19.5 |
| 12/16/14 | 20.0 | 13.92 | 8.39 | 20.0 |
| 12/16/14 | 20.5 | 13.92 | 8.40 | 20.5 |
| 12/16/14 | 21.0 | 13.92 | 8.39 | 21.0 |
| 12/16/14 | 21.5 | 13.92 | 8.39 | 21.5 |
| 12/16/14 | 22.0 | 13.92 | 8.39 | 22.0 |
| 12/16/14 | 22.5 | 13.92 | 8.40 | 22.5 |

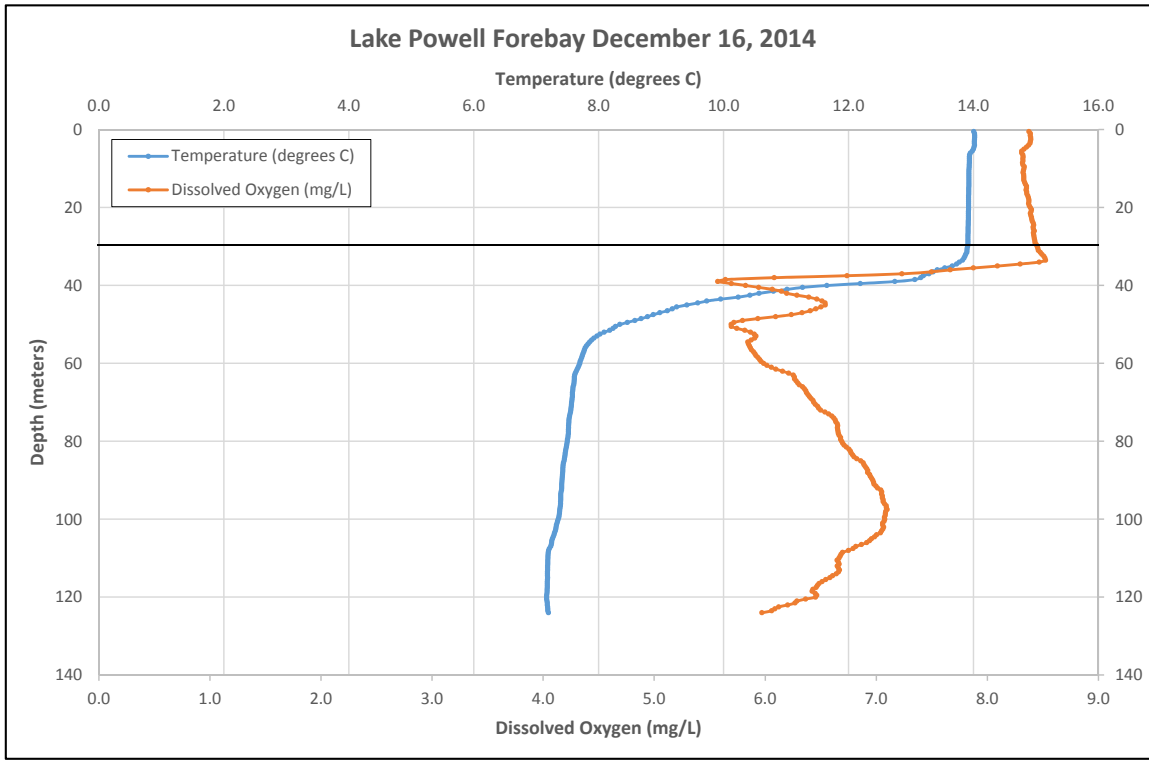


| Depth (m) | DO (mg/L) | Temp. (°C) |
|---|---|---|
| 0 to 30 | 8.3 to 8.5 | 13.9 to 14.0 |

| | | | | |
|---|---|---|---|---|
| 12/16/14 | 23.0 | 13.92 | 8.40 | 23.0 |
| 12/16/14 | 23.5 | 13.92 | 8.41 | 23.5 |
| 12/16/14 | 24.0 | 13.92 | 8.41 | 24.0 |
| 12/16/14 | 24.5 | 13.92 | 8.42 | 24.5 |
| 12/16/14 | 25.0 | 13.91 | 8.41 | 25.0 |
| 12/16/14 | 25.5 | 13.91 | 8.42 | 25.5 |
| 12/16/14 | 26.0 | 13.91 | 8.42 | 26.0 |
| 12/16/14 | 26.5 | 13.91 | 8.41 | 26.5 |
| 12/16/14 | 27.0 | 13.91 | 8.42 | 27.0 |
| 12/16/14 | 27.5 | 13.91 | 8.42 | 27.5 |
| 12/16/14 | 28.0 | 13.91 | 8.42 | 28.0 |
| 12/16/14 | 28.5 | 13.91 | 8.43 | 28.5 |
| 12/16/14 | 29.0 | 13.91 | 8.43 | 29.0 |
| 12/16/14 | 29.5 | 13.91 | 8.44 | 29.5 |
| 12/16/14 | 30.0 | 13.91 | 8.45 | 30.0 |
| 12/16/14 | 30.5 | 13.90 | 8.46 | 30.5 |
| 12/16/14 | 31.0 | 13.90 | 8.46 | 31.0 |
| 12/16/14 | 31.5 | 13.89 | 8.48 | 31.5 |
| 12/16/14 | 32.0 | 13.88 | 8.49 | 32.0 |
| 12/16/14 | 32.5 | 13.86 | 8.51 | 32.5 |
| 12/16/14 | 33.0 | 13.85 | 8.52 | 33.0 |
| 12/16/14 | 33.5 | 13.83 | 8.52 | 33.5 |
| 12/16/14 | 34.0 | 13.77 | 8.47 | 34.0 |
| 12/16/14 | 34.5 | 13.73 | 8.30 | 34.5 |
| 12/16/14 | 35.0 | 13.66 | 8.09 | 35.0 |
| 12/16/14 | 35.5 | 13.54 | 7.88 | 35.5 |
| 12/16/14 | 36.0 | 13.42 | 7.67 | 36.0 |
| 12/16/14 | 36.5 | 13.35 | 7.50 | 36.5 |
| 12/16/14 | 37.0 | 13.29 | 7.23 | 37.0 |
| 12/16/14 | 37.5 | 13.20 | 6.74 | 37.5 |
| 12/16/14 | 38.0 | 13.16 | 6.08 | 38.0 |
| 12/16/14 | 38.5 | 13.06 | 5.64 | 38.5 |
| 12/16/14 | 39.0 | 12.74 | 5.57 | 39.0 |
| 12/16/14 | 39.5 | 12.19 | 5.70 | 39.5 |
| 12/16/14 | 40.0 | 11.65 | 5.82 | 40.0 |
| 12/16/14 | 40.5 | 11.26 | 5.94 | 40.5 |
| 12/16/14 | 41.0 | 11.02 | 6.06 | 41.0 |
| 12/16/14 | 41.5 | 10.80 | 6.15 | 41.5 |
| 12/16/14 | 42.0 | 10.57 | 6.19 | 42.0 |
| 12/16/14 | 42.5 | 10.42 | 6.29 | 42.5 |
| 12/16/14 | 43.0 | 10.24 | 6.39 | 43.0 |
| 12/16/14 | 43.5 | 9.95 | 6.46 | 43.5 |
| 12/16/14 | 44.0 | 9.73 | 6.51 | 44.0 |
| 12/16/14 | 44.5 | 9.59 | 6.54 | 44.5 |
| 12/16/14 | 45.0 | 9.41 | 6.54 | 45.0 |
| 12/16/14 | 45.5 | 9.25 | 6.50 | 45.5 |

| | | | | |
|---|---|---|---|---|
| 12/16/14 | 46.0 | 9.18 | 6.46 | 46.0 |
| 12/16/14 | 46.5 | 9.10 | 6.41 | 46.5 |
| 12/16/14 | 47.0 | 8.98 | 6.33 | 47.0 |
| 12/16/14 | 47.5 | 8.87 | 6.24 | 47.5 |
| 12/16/14 | 48.0 | 8.78 | 6.09 | 48.0 |
| 12/16/14 | 48.5 | 8.68 | 5.93 | 48.5 |
| 12/16/14 | 49.0 | 8.58 | 5.80 | 49.0 |
| 12/16/14 | 49.5 | 8.46 | 5.72 | 49.5 |
| 12/16/14 | 50.0 | 8.34 | 5.69 | 50.0 |
| 12/16/14 | 50.5 | 8.27 | 5.70 | 50.5 |
| 12/16/14 | 51.0 | 8.23 | 5.74 | 51.0 |
| 12/16/14 | 51.5 | 8.18 | 5.82 | 51.5 |
| 12/16/14 | 52.0 | 8.09 | 5.87 | 52.0 |
| 12/16/14 | 52.5 | 8.02 | 5.90 | 52.5 |
| 12/16/14 | 53.0 | 7.97 | 5.92 | 53.0 |
| 12/16/14 | 53.5 | 7.92 | 5.91 | 53.5 |
| 12/16/14 | 54.0 | 7.89 | 5.87 | 54.0 |
| 12/16/14 | 54.5 | 7.86 | 5.84 | 54.5 |
| 12/16/14 | 55.0 | 7.83 | 5.85 | 55.0 |
| 12/16/14 | 55.5 | 7.81 | 5.86 | 55.5 |
| 12/16/14 | 56.0 | 7.79 | 5.87 | 56.0 |
| 12/16/14 | 56.5 | 7.77 | 5.88 | 56.5 |
| 12/16/14 | 57.0 | 7.76 | 5.89 | 57.0 |
| 12/16/14 | 57.5 | 7.75 | 5.91 | 57.5 |
| 12/16/14 | 58.0 | 7.74 | 5.92 | 58.0 |
| 12/16/14 | 58.5 | 7.73 | 5.93 | 58.5 |
| 12/16/14 | 59.0 | 7.72 | 5.95 | 59.0 |
| 12/16/14 | 59.5 | 7.70 | 5.96 | 59.5 |
| 12/16/14 | 60.0 | 7.70 | 5.99 | 60.0 |
| 12/16/14 | 60.5 | 7.69 | 6.02 | 60.5 |
| 12/16/14 | 61.0 | 7.67 | 6.05 | 61.0 |
| 12/16/14 | 61.5 | 7.66 | 6.10 | 61.5 |
| 12/16/14 | 62.0 | 7.64 | 6.16 | 62.0 |
| 12/16/14 | 62.5 | 7.63 | 6.21 | 62.5 |
| 12/16/14 | 63.0 | 7.62 | 6.25 | 63.0 |
| 12/16/14 | 63.5 | 7.61 | 6.26 | 63.5 |
| 12/16/14 | 64.0 | 7.61 | 6.26 | 64.0 |
| 12/16/14 | 64.5 | 7.61 | 6.28 | 64.5 |
| 12/16/14 | 65.0 | 7.61 | 6.29 | 65.0 |
| 12/16/14 | 65.5 | 7.60 | 6.31 | 65.5 |
| 12/16/14 | 66.0 | 7.59 | 6.34 | 66.0 |
| 12/16/14 | 66.5 | 7.59 | 6.35 | 66.5 |
| 12/16/14 | 67.0 | 7.59 | 6.36 | 67.0 |
| 12/16/14 | 67.5 | 7.58 | 6.37 | 67.5 |
| 12/16/14 | 68.0 | 7.58 | 6.38 | 68.0 |
| 12/16/14 | 68.5 | 7.58 | 6.40 | 68.5 |

| | | | | |
|---|---|---|---|---|
| 12/16/14 | 69.0 | 7.58 | 6.41 | 69.0 |
| 12/16/14 | 69.5 | 7.57 | 6.43 | 69.5 |
| 12/16/14 | 70.0 | 7.57 | 6.44 | 70.0 |
| 12/16/14 | 70.5 | 7.57 | 6.45 | 70.5 |
| 12/16/14 | 71.0 | 7.56 | 6.47 | 71.0 |
| 12/16/14 | 71.5 | 7.56 | 6.48 | 71.5 |
| 12/16/14 | 72.0 | 7.55 | 6.50 | 72.0 |
| 12/16/14 | 72.5 | 7.55 | 6.54 | 72.5 |
| 12/16/14 | 73.0 | 7.54 | 6.57 | 73.0 |
| 12/16/14 | 73.5 | 7.53 | 6.60 | 73.5 |
| 12/16/14 | 74.0 | 7.53 | 6.62 | 74.0 |
| 12/16/14 | 74.5 | 7.53 | 6.63 | 74.5 |
| 12/16/14 | 75.0 | 7.52 | 6.64 | 75.0 |
| 12/16/14 | 75.5 | 7.52 | 6.65 | 75.5 |
| 12/16/14 | 76.0 | 7.52 | 6.65 | 76.0 |
| 12/16/14 | 76.5 | 7.52 | 6.65 | 76.5 |
| 12/16/14 | 77.0 | 7.52 | 6.65 | 77.0 |
| 12/16/14 | 77.5 | 7.52 | 6.66 | 77.5 |
| 12/16/14 | 78.0 | 7.52 | 6.66 | 78.0 |
| 12/16/14 | 78.5 | 7.51 | 6.67 | 78.5 |
| 12/16/14 | 79.0 | 7.51 | 6.68 | 79.0 |
| 12/16/14 | 79.5 | 7.50 | 6.68 | 79.5 |
| 12/16/14 | 80.0 | 7.50 | 6.69 | 80.0 |
| 12/16/14 | 80.5 | 7.49 | 6.70 | 80.5 |
| 12/16/14 | 81.0 | 7.49 | 6.71 | 81.0 |
| 12/16/14 | 81.5 | 7.48 | 6.73 | 81.5 |
| 12/16/14 | 82.0 | 7.48 | 6.75 | 82.0 |
| 12/16/14 | 82.5 | 7.47 | 6.77 | 82.5 |
| 12/16/14 | 83.0 | 7.47 | 6.77 | 83.0 |
| 12/16/14 | 83.5 | 7.46 | 6.79 | 83.5 |
| 12/16/14 | 84.0 | 7.46 | 6.80 | 84.0 |
| 12/16/14 | 84.5 | 7.45 | 6.82 | 84.5 |
| 12/16/14 | 85.0 | 7.45 | 6.86 | 85.0 |
| 12/16/14 | 85.5 | 7.44 | 6.88 | 85.5 |
| 12/16/14 | 86.0 | 7.43 | 6.89 | 86.0 |
| 12/16/14 | 86.5 | 7.43 | 6.90 | 86.5 |
| 12/16/14 | 87.0 | 7.43 | 6.91 | 87.0 |
| 12/16/14 | 87.5 | 7.43 | 6.92 | 87.5 |
| 12/16/14 | 88.0 | 7.42 | 6.92 | 88.0 |
| 12/16/14 | 88.5 | 7.42 | 6.94 | 88.5 |
| 12/16/14 | 89.0 | 7.42 | 6.95 | 89.0 |
| 12/16/14 | 89.5 | 7.42 | 6.96 | 89.5 |
| 12/16/14 | 90.0 | 7.41 | 6.97 | 90.0 |
| 12/16/14 | 90.5 | 7.41 | 6.98 | 90.5 |
| 12/16/14 | 91.0 | 7.41 | 6.98 | 91.0 |
| 12/16/14 | 91.5 | 7.41 | 7.00 | 91.5 |

| | | | | |
|---|---|---|---|---|
| 12/16/14 | 92.0 | 7.41 | 7.01 | 92.0 |
| 12/16/14 | 92.5 | 7.41 | 7.04 | 92.5 |
| 12/16/14 | 93.0 | 7.40 | 7.05 | 93.0 |
| 12/16/14 | 93.5 | 7.39 | 7.05 | 93.5 |
| 12/16/14 | 94.0 | 7.39 | 7.06 | 94.0 |
| 12/16/14 | 94.5 | 7.39 | 7.06 | 94.5 |
| 12/16/14 | 95.0 | 7.39 | 7.06 | 95.0 |
| 12/16/14 | 95.5 | 7.39 | 7.06 | 95.5 |
| 12/16/14 | 96.0 | 7.39 | 7.07 | 96.0 |
| 12/16/14 | 96.5 | 7.39 | 7.09 | 96.5 |
| 12/16/14 | 97.0 | 7.38 | 7.09 | 97.0 |
| 12/16/14 | 97.5 | 7.38 | 7.10 | 97.5 |
| 12/16/14 | 98.0 | 7.38 | 7.09 | 98.0 |
| 12/16/14 | 98.5 | 7.37 | 7.08 | 98.5 |
| 12/16/14 | 99.0 | 7.37 | 7.08 | 99.0 |
| 12/16/14 | 99.5 | 7.36 | 7.07 | 99.5 |
| 12/16/14 | 100.0 | 7.35 | 7.08 | 100.0 |
| 12/16/14 | 100.5 | 7.34 | 7.07 | 100.5 |
| 12/16/14 | 101.0 | 7.34 | 7.06 | 101.0 |
| 12/16/14 | 101.5 | 7.33 | 7.06 | 101.5 |
| 12/16/14 | 102.0 | 7.32 | 7.07 | 102.0 |
| 12/16/14 | 102.5 | 7.31 | 7.06 | 102.5 |
| 12/16/14 | 103.0 | 7.31 | 7.05 | 103.0 |
| 12/16/14 | 103.5 | 7.29 | 7.04 | 103.5 |
| 12/16/14 | 104.0 | 7.29 | 7.00 | 104.0 |
| 12/16/14 | 104.5 | 7.27 | 6.98 | 104.5 |
| 12/16/14 | 105.0 | 7.26 | 6.96 | 105.0 |
| 12/16/14 | 105.5 | 7.25 | 6.94 | 105.5 |
| 12/16/14 | 106.0 | 7.25 | 6.91 | 106.0 |
| 12/16/14 | 106.5 | 7.24 | 6.87 | 106.5 |
| 12/16/14 | 107.0 | 7.23 | 6.82 | 107.0 |
| 12/16/14 | 107.5 | 7.21 | 6.79 | 107.5 |
| 12/16/14 | 108.0 | 7.20 | 6.75 | 108.0 |
| 12/16/14 | 108.5 | 7.19 | 6.70 | 108.5 |
| 12/16/14 | 109.0 | 7.19 | 6.68 | 109.0 |
| 12/16/14 | 109.5 | 7.19 | 6.67 | 109.5 |
| 12/16/14 | 110.0 | 7.19 | 6.66 | 110.0 |
| 12/16/14 | 110.5 | 7.19 | 6.65 | 110.5 |
| 12/16/14 | 111.0 | 7.19 | 6.66 | 111.0 |
| 12/16/14 | 111.5 | 7.19 | 6.67 | 111.5 |
| 12/16/14 | 112.0 | 7.18 | 6.65 | 112.0 |
| 12/16/14 | 112.5 | 7.18 | 6.66 | 112.5 |
| 12/16/14 | 113.0 | 7.18 | 6.67 | 113.0 |
| 12/16/14 | 113.5 | 7.18 | 6.66 | 113.5 |
| 12/16/14 | 114.0 | 7.18 | 6.64 | 114.0 |
| 12/16/14 | 114.5 | 7.18 | 6.61 | 114.5 |

| | | | | |
|---|---|---|---|---|
| 12/16/14 | 115.0 | 7.18 | 6.58 | 115.0 |
| 12/16/14 | 115.5 | 7.18 | 6.55 | 115.5 |
| 12/16/14 | 116.0 | 7.18 | 6.51 | 116.0 |
| 12/16/14 | 116.5 | 7.18 | 6.48 | 116.5 |
| 12/16/14 | 117.0 | 7.18 | 6.47 | 117.0 |
| 12/16/14 | 117.5 | 7.18 | 6.46 | 117.5 |
| 12/16/14 | 118.0 | 7.18 | 6.43 | 118.0 |
| 12/16/14 | 118.5 | 7.18 | 6.42 | 118.5 |
| 12/16/14 | 119.0 | 7.17 | 6.45 | 119.0 |
| 12/16/14 | 119.5 | 7.17 | 6.46 | 119.5 |
| 12/16/14 | 120.0 | 7.17 | 6.45 | 120.0 |
| 12/16/14 | 120.5 | 7.17 | 6.36 | 120.5 |
| 12/16/14 | 121.0 | 7.17 | 6.29 | 121.0 |
| 12/16/14 | 121.5 | 7.18 | 6.27 | 121.5 |
| 12/16/14 | 122.0 | 7.18 | 6.20 | 122.0 |
| 12/16/14 | 122.5 | 7.18 | 6.12 | 122.5 |
| 12/16/14 | 123.0 | 7.19 | 6.09 | 123.0 |
| 12/16/14 | 123.5 | 7.19 | 6.06 | 123.5 |
| 12/16/14 | 124.0 | 7.20 | 5.97 | 124.0 |

| Date | Depth (m) | T °C | DO mg/L | Depth (m) |
|---|---|---|---|---|
| 1/22/2015 | 0.1 | 10.42 | 9.46 | 0.1 |
| 1/22/2015 | 0.5 | 10.41 | 9.48 | 0.5 |
| 1/22/2015 | 1.0 | 10.37 | 9.51 | 1.0 |
| 1/22/2015 | 1.5 | 10.36 | 9.52 | 1.5 |
| 1/22/2015 | 2.0 | 10.35 | 9.52 | 2.0 |
| 1/22/2015 | 2.5 | 10.35 | 9.50 | 2.5 |
| 1/22/2015 | 3.0 | 10.34 | 9.52 | 3.0 |
| 1/22/2015 | 3.5 | 10.34 | 9.53 | 3.5 |
| 1/22/2015 | 4.0 | 10.34 | 9.54 | 4.0 |
| 1/22/2015 | 4.5 | 10.33 | 9.55 | 4.5 |
| 1/22/2015 | 5.0 | 10.33 | 9.56 | 5.0 |
| 1/22/2015 | 5.5 | 10.33 | 9.57 | 5.5 |
| 1/22/2015 | 6.0 | 10.33 | 9.56 | 6.0 |
| 1/22/2015 | 6.5 | 10.33 | 9.57 | 6.5 |
| 1/22/2015 | 7.0 | 10.33 | 9.58 | 7.0 |
| 1/22/2015 | 7.5 | 10.33 | 9.59 | 7.5 |
| 1/22/2015 | 8.0 | 10.33 | 9.60 | 8.0 |
| 1/22/2015 | 8.5 | 10.33 | 9.59 | 8.5 |
| 1/22/2015 | 9.0 | 10.33 | 9.60 | 9.0 |
| 1/22/2015 | 9.5 | 10.33 | 9.61 | 9.5 |
| 1/22/2015 | 10.0 | 10.33 | 9.60 | 10.0 |
| 1/22/2015 | 10.5 | 10.33 | 9.61 | 10.5 |
| 1/22/2015 | 11.0 | 10.33 | 9.62 | 11.0 |
| 1/22/2015 | 11.5 | 10.33 | 9.61 | 11.5 |
| 1/22/2015 | 12.0 | 10.33 | 9.60 | 12.0 |
| 1/22/2015 | 12.5 | 10.33 | 9.61 | 12.5 |
| 1/22/2015 | 13.0 | 10.33 | 9.62 | 13.0 |
| 1/22/2015 | 13.5 | 10.32 | 9.63 | 13.5 |
| 1/22/2015 | 14.0 | 10.32 | 9.64 | 14.0 |
| 1/22/2015 | 14.5 | 10.32 | 9.64 | 14.5 |
| 1/22/2015 | 15.0 | 10.32 | 9.64 | 15.0 |
| 1/22/2015 | 15.5 | 10.32 | 9.64 | 15.5 |
| 1/22/2015 | 16.0 | 10.32 | 9.65 | 16.0 |
| 1/22/2015 | 16.5 | 10.32 | 9.65 | 16.5 |
| 1/22/2015 | 17.0 | 10.32 | 9.66 | 17.0 |
| 1/22/2015 | 17.5 | 10.32 | 9.66 | 17.5 |
| 1/22/2015 | 18.0 | 10.32 | 9.67 | 18.0 |
| 1/22/2015 | 18.5 | 10.32 | 9.67 | 18.5 |
| 1/22/2015 | 19.0 | 10.32 | 9.67 | 19.0 |
| 1/22/2015 | 19.5 | 10.32 | 9.66 | 19.5 |
| 1/22/2015 | 20.0 | 10.32 | 9.68 | 20.0 |
| 1/22/2015 | 20.5 | 10.32 | 9.69 | 20.5 |
| 1/22/2015 | 21.0 | 10.32 | 9.69 | 21.0 |
| 1/22/2015 | 21.5 | 10.32 | 9.69 | 21.5 |
| 1/22/2015 | 22.0 | 10.31 | 9.69 | 22.0 |

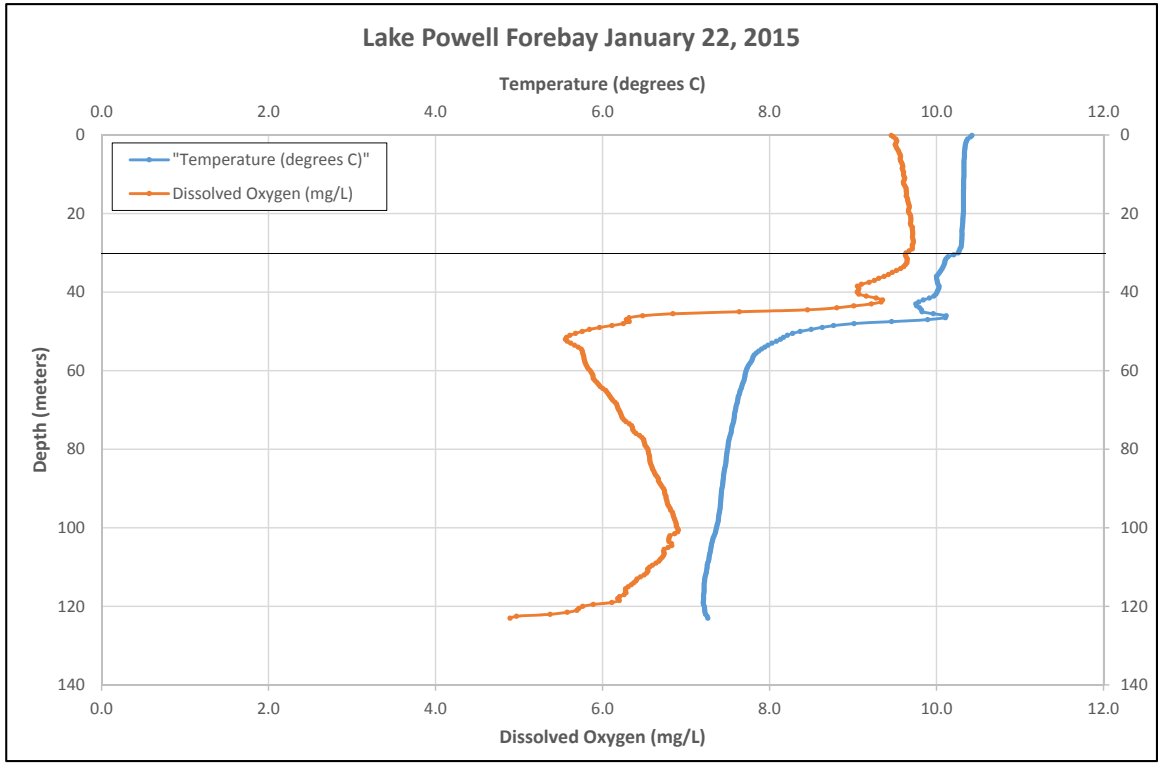


| Depth (m) | DO (mg/L) | Temp. (°C) |
|---|---|---|
| 0 to 30 | 9.5 to 9.7 | 10.3 to 10.4 |

| | | | | |
|---|---|---|---|---|
| 1/22/2015 | 22.5 | 10.31 | 9.69 | 22.5 |
| 1/22/2015 | 23.0 | 10.31 | 9.69 | 23.0 |
| 1/22/2015 | 23.5 | 10.31 | 9.71 | 23.5 |
| 1/22/2015 | 24.0 | 10.31 | 9.71 | 24.0 |
| 1/22/2015 | 24.5 | 10.30 | 9.71 | 24.5 |
| 1/22/2015 | 25.0 | 10.30 | 9.71 | 25.0 |
| 1/22/2015 | 25.5 | 10.30 | 9.71 | 25.5 |
| 1/22/2015 | 26.0 | 10.30 | 9.71 | 26.0 |
| 1/22/2015 | 26.5 | 10.30 | 9.72 | 26.5 |
| 1/22/2015 | 27.0 | 10.30 | 9.72 | 27.0 |
| 1/22/2015 | 27.5 | 10.30 | 9.72 | 27.5 |
| 1/22/2015 | 28.0 | 10.30 | 9.71 | 28.0 |
| 1/22/2015 | 28.5 | 10.29 | 9.71 | 28.5 |
| 1/22/2015 | 29.0 | 10.28 | 9.71 | 29.0 |
| 1/22/2015 | 29.5 | 10.27 | 9.67 | 29.5 |
| 1/22/2015 | 30.0 | 10.26 | 9.63 | 30.0 |
| 1/22/2015 | 30.5 | 10.21 | 9.63 | 30.5 |
| 1/22/2015 | 31.0 | 10.14 | 9.64 | 31.0 |
| 1/22/2015 | 31.5 | 10.11 | 9.65 | 31.5 |
| 1/22/2015 | 32.0 | 10.10 | 9.65 | 32.0 |
| 1/22/2015 | 32.5 | 10.10 | 9.65 | 32.5 |
| 1/22/2015 | 33.0 | 10.09 | 9.63 | 33.0 |
| 1/22/2015 | 33.5 | 10.08 | 9.61 | 33.5 |
| 1/22/2015 | 34.0 | 10.07 | 9.57 | 34.0 |
| 1/22/2015 | 34.5 | 10.05 | 9.52 | 34.5 |
| 1/22/2015 | 35.0 | 10.04 | 9.47 | 35.0 |
| 1/22/2015 | 35.5 | 10.02 | 9.42 | 35.5 |
| 1/22/2015 | 36.0 | 10.00 | 9.37 | 36.0 |
| 1/22/2015 | 36.5 | 10.00 | 9.31 | 36.5 |
| 1/22/2015 | 37.0 | 10.01 | 9.25 | 37.0 |
| 1/22/2015 | 37.5 | 10.01 | 9.19 | 37.5 |
| 1/22/2015 | 38.0 | 10.02 | 9.10 | 38.0 |
| 1/22/2015 | 38.5 | 10.03 | 9.05 | 38.5 |
| 1/22/2015 | 39.0 | 10.03 | 9.07 | 39.0 |
| 1/22/2015 | 39.5 | 10.02 | 9.06 | 39.5 |
| 1/22/2015 | 40.0 | 10.01 | 9.05 | 40.0 |
| 1/22/2015 | 40.5 | 9.99 | 9.07 | 40.5 |
| 1/22/2015 | 41.0 | 9.97 | 9.16 | 41.0 |
| 1/22/2015 | 41.5 | 9.91 | 9.28 | 41.5 |
| 1/22/2015 | 42.0 | 9.84 | 9.35 | 42.0 |
| 1/22/2015 | 42.5 | 9.79 | 9.34 | 42.5 |
| 1/22/2015 | 43.0 | 9.75 | 9.22 | 43.0 |
| 1/22/2015 | 43.5 | 9.76 | 9.01 | 43.5 |
| 1/22/2015 | 44.0 | 9.80 | 8.80 | 44.0 |
| 1/22/2015 | 44.5 | 9.82 | 8.45 | 44.5 |
| 1/22/2015 | 45.0 | 9.83 | 7.64 | 45.0 |

| | | | | |
|---|---|---|---|---|
| 1/22/2015 | 45.5 | 9.96 | 6.84 | 45.5 |
| 1/22/2015 | 46.0 | 10.12 | 6.48 | 46.0 |
| 1/22/2015 | 46.5 | 10.11 | 6.32 | 46.5 |
| 1/22/2015 | 47.0 | 9.89 | 6.29 | 47.0 |
| 1/22/2015 | 47.5 | 9.46 | 6.32 | 47.5 |
| 1/22/2015 | 48.0 | 9.01 | 6.25 | 48.0 |
| 1/22/2015 | 48.5 | 8.77 | 6.11 | 48.5 |
| 1/22/2015 | 49.0 | 8.63 | 5.96 | 49.0 |
| 1/22/2015 | 49.5 | 8.50 | 5.84 | 49.5 |
| 1/22/2015 | 50.0 | 8.37 | 5.76 | 50.0 |
| 1/22/2015 | 50.5 | 8.28 | 5.68 | 50.5 |
| 1/22/2015 | 51.0 | 8.21 | 5.61 | 51.0 |
| 1/22/2015 | 51.5 | 8.17 | 5.57 | 51.5 |
| 1/22/2015 | 52.0 | 8.13 | 5.56 | 52.0 |
| 1/22/2015 | 52.5 | 8.08 | 5.58 | 52.5 |
| 1/22/2015 | 53.0 | 8.03 | 5.62 | 53.0 |
| 1/22/2015 | 53.5 | 7.98 | 5.66 | 53.5 |
| 1/22/2015 | 54.0 | 7.94 | 5.71 | 54.0 |
| 1/22/2015 | 54.5 | 7.90 | 5.75 | 54.5 |
| 1/22/2015 | 55.0 | 7.87 | 5.76 | 55.0 |
| 1/22/2015 | 55.5 | 7.84 | 5.76 | 55.5 |
| 1/22/2015 | 56.0 | 7.82 | 5.77 | 56.0 |
| 1/22/2015 | 56.5 | 7.80 | 5.78 | 56.5 |
| 1/22/2015 | 57.0 | 7.80 | 5.78 | 57.0 |
| 1/22/2015 | 57.5 | 7.79 | 5.79 | 57.5 |
| 1/22/2015 | 58.0 | 7.77 | 5.79 | 58.0 |
| 1/22/2015 | 58.5 | 7.75 | 5.80 | 58.5 |
| 1/22/2015 | 59.0 | 7.74 | 5.82 | 59.0 |
| 1/22/2015 | 59.5 | 7.73 | 5.83 | 59.5 |
| 1/22/2015 | 60.0 | 7.72 | 5.85 | 60.0 |
| 1/22/2015 | 60.5 | 7.71 | 5.87 | 60.5 |
| 1/22/2015 | 61.0 | 7.71 | 5.88 | 61.0 |
| 1/22/2015 | 61.5 | 7.70 | 5.89 | 61.5 |
| 1/22/2015 | 62.0 | 7.70 | 5.89 | 62.0 |
| 1/22/2015 | 62.5 | 7.69 | 5.91 | 62.5 |
| 1/22/2015 | 63.0 | 7.68 | 5.93 | 63.0 |
| 1/22/2015 | 63.5 | 7.67 | 5.95 | 63.5 |
| 1/22/2015 | 64.0 | 7.67 | 5.97 | 64.0 |
| 1/22/2015 | 64.5 | 7.66 | 6.00 | 64.5 |
| 1/22/2015 | 65.0 | 7.65 | 6.04 | 65.0 |
| 1/22/2015 | 65.5 | 7.64 | 6.05 | 65.5 |
| 1/22/2015 | 66.0 | 7.64 | 6.07 | 66.0 |
| 1/22/2015 | 66.5 | 7.63 | 6.09 | 66.5 |
| 1/22/2015 | 67.0 | 7.62 | 6.10 | 67.0 |
| 1/22/2015 | 67.5 | 7.62 | 6.12 | 67.5 |
| 1/22/2015 | 68.0 | 7.61 | 6.15 | 68.0 |

| | | | | |
|---|---|---|---|---|
| 1/22/2015 | 68.5 | 7.61 | 6.17 | 68.5 |
| 1/22/2015 | 69.0 | 7.60 | 6.18 | 69.0 |
| 1/22/2015 | 69.5 | 7.60 | 6.18 | 69.5 |
| 1/22/2015 | 70.0 | 7.59 | 6.20 | 70.0 |
| 1/22/2015 | 70.5 | 7.59 | 6.21 | 70.5 |
| 1/22/2015 | 71.0 | 7.58 | 6.22 | 71.0 |
| 1/22/2015 | 71.5 | 7.58 | 6.23 | 71.5 |
| 1/22/2015 | 72.0 | 7.58 | 6.24 | 72.0 |
| 1/22/2015 | 72.5 | 7.57 | 6.26 | 72.5 |
| 1/22/2015 | 73.0 | 7.57 | 6.28 | 73.0 |
| 1/22/2015 | 73.5 | 7.56 | 6.32 | 73.5 |
| 1/22/2015 | 74.0 | 7.55 | 6.35 | 74.0 |
| 1/22/2015 | 74.5 | 7.55 | 6.36 | 74.5 |
| 1/22/2015 | 75.0 | 7.54 | 6.36 | 75.0 |
| 1/22/2015 | 75.5 | 7.54 | 6.38 | 75.5 |
| 1/22/2015 | 76.0 | 7.54 | 6.40 | 76.0 |
| 1/22/2015 | 76.5 | 7.53 | 6.44 | 76.5 |
| 1/22/2015 | 77.0 | 7.52 | 6.47 | 77.0 |
| 1/22/2015 | 77.5 | 7.52 | 6.49 | 77.5 |
| 1/22/2015 | 78.0 | 7.51 | 6.50 | 78.0 |
| 1/22/2015 | 78.5 | 7.51 | 6.50 | 78.5 |
| 1/22/2015 | 79.0 | 7.50 | 6.51 | 79.0 |
| 1/22/2015 | 79.5 | 7.50 | 6.53 | 79.5 |
| 1/22/2015 | 80.0 | 7.50 | 6.54 | 80.0 |
| 1/22/2015 | 80.5 | 7.49 | 6.55 | 80.5 |
| 1/22/2015 | 81.0 | 7.49 | 6.55 | 81.0 |
| 1/22/2015 | 81.5 | 7.49 | 6.56 | 81.5 |
| 1/22/2015 | 82.0 | 7.48 | 6.56 | 82.0 |
| 1/22/2015 | 82.5 | 7.48 | 6.56 | 82.5 |
| 1/22/2015 | 83.0 | 7.48 | 6.57 | 83.0 |
| 1/22/2015 | 83.5 | 7.48 | 6.57 | 83.5 |
| 1/22/2015 | 84.0 | 7.47 | 6.58 | 84.0 |
| 1/22/2015 | 84.5 | 7.47 | 6.59 | 84.5 |
| 1/22/2015 | 85.0 | 7.46 | 6.60 | 85.0 |
| 1/22/2015 | 85.5 | 7.46 | 6.61 | 85.5 |
| 1/22/2015 | 86.0 | 7.45 | 6.62 | 86.0 |
| 1/22/2015 | 86.5 | 7.45 | 6.63 | 86.5 |
| 1/22/2015 | 87.0 | 7.45 | 6.65 | 87.0 |
| 1/22/2015 | 87.5 | 7.45 | 6.67 | 87.5 |
| 1/22/2015 | 88.0 | 7.44 | 6.67 | 88.0 |
| 1/22/2015 | 88.5 | 7.44 | 6.68 | 88.5 |
| 1/22/2015 | 89.0 | 7.44 | 6.70 | 89.0 |
| 1/22/2015 | 89.5 | 7.43 | 6.71 | 89.5 |
| 1/22/2015 | 90.0 | 7.43 | 6.73 | 90.0 |
| 1/22/2015 | 90.5 | 7.43 | 6.74 | 90.5 |
| 1/22/2015 | 91.0 | 7.42 | 6.74 | 91.0 |

| | | | | |
|---|---|---|---|---|
| 1/22/2015 | 91.5 | 7.42 | 6.75 | 91.5 |
| 1/22/2015 | 92.0 | 7.42 | 6.76 | 92.0 |
| 1/22/2015 | 92.5 | 7.42 | 6.76 | 92.5 |
| 1/22/2015 | 93.0 | 7.42 | 6.77 | 93.0 |
| 1/22/2015 | 93.5 | 7.41 | 6.77 | 93.5 |
| 1/22/2015 | 94.0 | 7.41 | 6.78 | 94.0 |
| 1/22/2015 | 94.5 | 7.41 | 6.79 | 94.5 |
| 1/22/2015 | 95.0 | 7.41 | 6.81 | 95.0 |
| 1/22/2015 | 95.5 | 7.40 | 6.82 | 95.5 |
| 1/22/2015 | 96.0 | 7.40 | 6.83 | 96.0 |
| 1/22/2015 | 96.5 | 7.40 | 6.84 | 96.5 |
| 1/22/2015 | 97.0 | 7.39 | 6.85 | 97.0 |
| 1/22/2015 | 97.5 | 7.39 | 6.86 | 97.5 |
| 1/22/2015 | 98.0 | 7.39 | 6.87 | 98.0 |
| 1/22/2015 | 98.5 | 7.38 | 6.87 | 98.5 |
| 1/22/2015 | 99.0 | 7.38 | 6.88 | 99.0 |
| 1/22/2015 | 99.5 | 7.37 | 6.88 | 99.5 |
| 1/22/2015 | 100.0 | 7.36 | 6.90 | 100.0 |
| 1/22/2015 | 100.5 | 7.36 | 6.91 | 100.5 |
| 1/22/2015 | 101.0 | 7.35 | 6.90 | 101.0 |
| 1/22/2015 | 101.5 | 7.35 | 6.86 | 101.5 |
| 1/22/2015 | 102.0 | 7.34 | 6.81 | 102.0 |
| 1/22/2015 | 102.5 | 7.33 | 6.80 | 102.5 |
| 1/22/2015 | 103.0 | 7.32 | 6.79 | 103.0 |
| 1/22/2015 | 103.5 | 7.31 | 6.79 | 103.5 |
| 1/22/2015 | 104.0 | 7.31 | 6.83 | 104.0 |
| 1/22/2015 | 104.5 | 7.30 | 6.83 | 104.5 |
| 1/22/2015 | 105.0 | 7.30 | 6.79 | 105.0 |
| 1/22/2015 | 105.5 | 7.30 | 6.74 | 105.5 |
| 1/22/2015 | 106.0 | 7.29 | 6.73 | 106.0 |
| 1/22/2015 | 106.5 | 7.29 | 6.74 | 106.5 |
| 1/22/2015 | 107.0 | 7.28 | 6.73 | 107.0 |
| 1/22/2015 | 107.5 | 7.28 | 6.71 | 107.5 |
| 1/22/2015 | 108.0 | 7.27 | 6.69 | 108.0 |
| 1/22/2015 | 108.5 | 7.27 | 6.67 | 108.5 |
| 1/22/2015 | 109.0 | 7.26 | 6.64 | 109.0 |
| 1/22/2015 | 109.5 | 7.25 | 6.60 | 109.5 |
| 1/22/2015 | 110.0 | 7.25 | 6.56 | 110.0 |
| 1/22/2015 | 110.5 | 7.25 | 6.54 | 110.5 |
| 1/22/2015 | 111.0 | 7.25 | 6.54 | 111.0 |
| 1/22/2015 | 111.5 | 7.24 | 6.53 | 111.5 |
| 1/22/2015 | 112.0 | 7.23 | 6.50 | 112.0 |
| 1/22/2015 | 112.5 | 7.23 | 6.45 | 112.5 |
| 1/22/2015 | 113.0 | 7.22 | 6.41 | 113.0 |
| 1/22/2015 | 113.5 | 7.22 | 6.40 | 113.5 |
| 1/22/2015 | 114.0 | 7.22 | 6.37 | 114.0 |

| | | | | |
|---|---|---|---|---|
| 1/22/2015 | 114.5 | 7.22 | 6.34 | 114.5 |
| 1/22/2015 | 115.0 | 7.22 | 6.31 | 115.0 |
| 1/22/2015 | 115.5 | 7.22 | 6.28 | 115.5 |
| 1/22/2015 | 116.0 | 7.22 | 6.27 | 116.0 |
| 1/22/2015 | 116.5 | 7.21 | 6.28 | 116.5 |
| 1/22/2015 | 117.0 | 7.21 | 6.26 | 117.0 |
| 1/22/2015 | 117.5 | 7.21 | 6.20 | 117.5 |
| 1/22/2015 | 118.0 | 7.21 | 6.18 | 118.0 |
| 1/22/2015 | 118.5 | 7.21 | 6.20 | 118.5 |
| 1/22/2015 | 119.0 | 7.20 | 6.11 | 119.0 |
| 1/22/2015 | 119.5 | 7.21 | 5.89 | 119.5 |
| 1/22/2015 | 120.0 | 7.22 | 5.76 | 120.0 |
| 1/22/2015 | 120.5 | 7.22 | 5.72 | 120.5 |
| 1/22/2015 | 121.0 | 7.22 | 5.69 | 121.0 |
| 1/22/2015 | 121.5 | 7.23 | 5.58 | 121.5 |
| 1/22/2015 | 122.0 | 7.23 | 5.37 | 122.0 |
| 1/22/2015 | 122.5 | 7.25 | 4.97 | 122.5 |
| 1/22/2015 | 123.0 | 7.26 | 4.89 | 123.0 |

| Date | Depth (m) | T °C | DO mg/L | Depth (m) |
|---|---|---|---|---|
| 2/20/2015 | 0.5 | 10.90 | 9.69 | 0.5 |
| 2/20/2015 | 1.0 | 10.89 | 9.72 | 1.0 |
| 2/20/2015 | 1.5 | 10.88 | 9.71 | 1.5 |
| 2/20/2015 | 2.0 | 10.88 | 9.71 | 2.0 |
| 2/20/2015 | 2.5 | 10.88 | 9.71 | 2.5 |
| 2/20/2015 | 3.0 | 10.87 | 9.71 | 3.0 |
| 2/20/2015 | 3.5 | 10.87 | 9.71 | 3.5 |
| 2/20/2015 | 4.0 | 10.87 | 9.71 | 4.0 |
| 2/20/2015 | 4.5 | 10.86 | 9.69 | 4.5 |
| 2/20/2015 | 5.0 | 10.86 | 9.69 | 5.0 |
| 2/20/2015 | 5.5 | 10.84 | 9.69 | 5.5 |
| 2/20/2015 | 6.0 | 10.82 | 9.69 | 6.0 |
| 2/20/2015 | 6.5 | 10.78 | 9.67 | 6.5 |
| 2/20/2015 | 7.0 | 10.74 | 9.65 | 7.0 |
| 2/20/2015 | 7.5 | 10.72 | 9.62 | 7.5 |
| 2/20/2015 | 8.0 | 10.71 | 9.60 | 8.0 |
| 2/20/2015 | 8.5 | 10.69 | 9.59 | 8.5 |
| 2/20/2015 | 9.0 | 10.68 | 9.59 | 9.0 |
| 2/20/2015 | 9.5 | 10.67 | 9.59 | 9.5 |
| 2/20/2015 | 10.0 | 10.67 | 9.56 | 10.0 |
| 2/20/2015 | 10.5 | 10.66 | 9.52 | 10.5 |
| 2/20/2015 | 11.0 | 10.64 | 9.44 | 11.0 |
| 2/20/2015 | 11.5 | 10.62 | 9.33 | 11.5 |
| 2/20/2015 | 12.0 | 10.58 | 9.24 | 12.0 |
| 2/20/2015 | 12.5 | 10.50 | 9.19 | 12.5 |
| 2/20/2015 | 13.0 | 10.45 | 9.15 | 13.0 |
| 2/20/2015 | 13.5 | 10.42 | 9.12 | 13.5 |
| 2/20/2015 | 14.0 | 10.39 | 9.06 | 14.0 |
| 2/20/2015 | 14.5 | 10.35 | 8.98 | 14.5 |
| 2/20/2015 | 15.0 | 10.29 | 8.90 | 15.0 |
| 2/20/2015 | 15.5 | 10.25 | 8.78 | 15.5 |
| 2/20/2015 | 16.0 | 10.22 | 8.69 | 16.0 |
| 2/20/2015 | 16.5 | 10.19 | 8.61 | 16.5 |
| 2/20/2015 | 17.0 | 10.16 | 8.55 | 17.0 |
| 2/20/2015 | 17.5 | 10.13 | 8.49 | 17.5 |
| 2/20/2015 | 18.0 | 10.11 | 8.44 | 18.0 |
| 2/20/2015 | 18.5 | 10.10 | 8.39 | 18.5 |
| 2/20/2015 | 19.0 | 10.08 | 8.34 | 19.0 |
| 2/20/2015 | 19.5 | 10.08 | 8.27 | 19.5 |
| 2/20/2015 | 20.0 | 10.08 | 8.10 | 20.0 |
| 2/20/2015 | 20.5 | 10.09 | 7.92 | 20.5 |
| 2/20/2015 | 21.0 | 10.11 | 7.84 | 21.0 |
| 2/20/2015 | 21.5 | 10.11 | 7.85 | 21.5 |
| 2/20/2015 | 22.0 | 10.10 | 7.88 | 22.0 |
| 2/20/2015 | 22.5 | 10.08 | 7.89 | 22.5 |

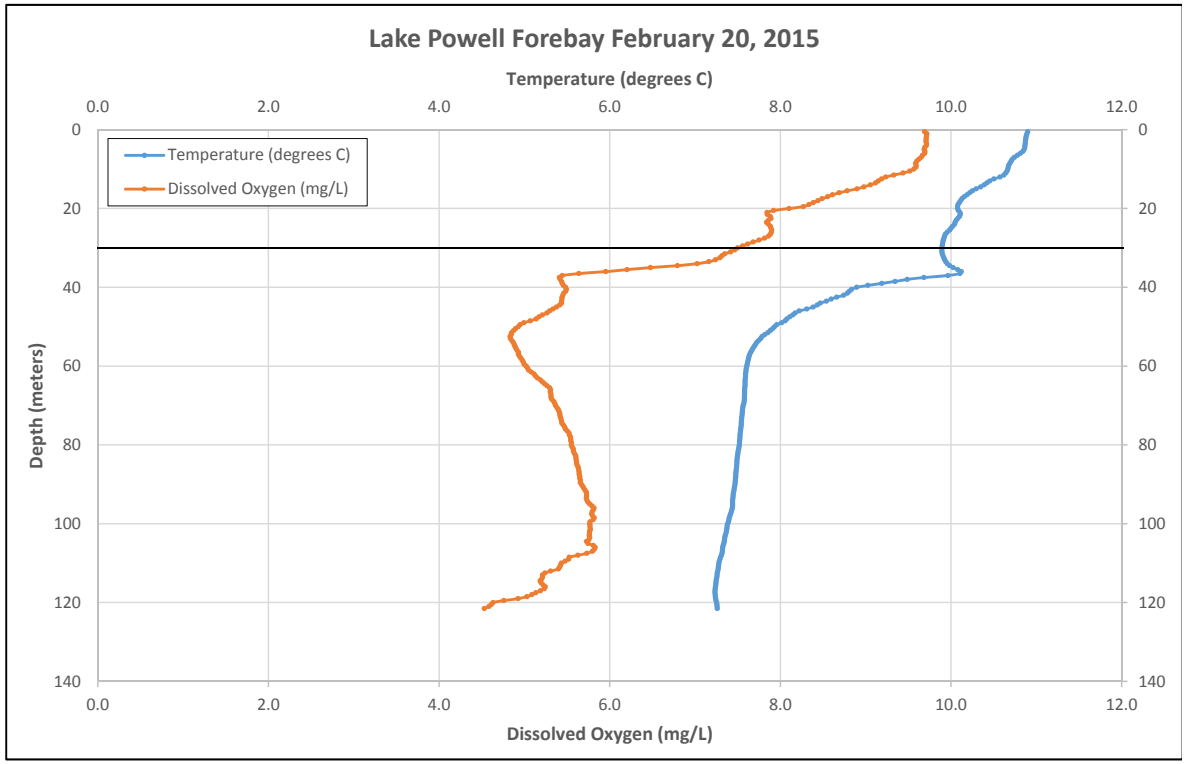


| Depth (m) | DO (mg/L) | Temp. (°C) |
|---|---|---|
| 0 to 30 | 7.5 to 9.7 | 9.9 to 10.9 |

| | | | | |
|---|---|---|---|---|
| 2/20/2015 | 23.0 | 10.06 | 7.86 | 23.0 |
| 2/20/2015 | 23.5 | 10.05 | 7.84 | 23.5 |
| 2/20/2015 | 24.0 | 10.04 | 7.86 | 24.0 |
| 2/20/2015 | 24.5 | 10.02 | 7.88 | 24.5 |
| 2/20/2015 | 25.0 | 10.00 | 7.89 | 25.0 |
| 2/20/2015 | 25.5 | 9.98 | 7.90 | 25.5 |
| 2/20/2015 | 26.0 | 9.96 | 7.89 | 26.0 |
| 2/20/2015 | 26.5 | 9.94 | 7.89 | 26.5 |
| 2/20/2015 | 27.0 | 9.93 | 7.86 | 27.0 |
| 2/20/2015 | 27.5 | 9.92 | 7.82 | 27.5 |
| 2/20/2015 | 28.0 | 9.91 | 7.75 | 28.0 |
| 2/20/2015 | 28.5 | 9.91 | 7.68 | 28.5 |
| 2/20/2015 | 29.0 | 9.90 | 7.62 | 29.0 |
| 2/20/2015 | 29.5 | 9.90 | 7.56 | 29.5 |
| 2/20/2015 | 30.0 | 9.89 | 7.50 | 30.0 |
| 2/20/2015 | 30.5 | 9.89 | 7.47 | 30.5 |
| 2/20/2015 | 31.0 | 9.89 | 7.42 | 31.0 |
| 2/20/2015 | 31.5 | 9.90 | 7.35 | 31.5 |
| 2/20/2015 | 32.0 | 9.91 | 7.32 | 32.0 |
| 2/20/2015 | 32.5 | 9.92 | 7.29 | 32.5 |
| 2/20/2015 | 33.0 | 9.93 | 7.24 | 33.0 |
| 2/20/2015 | 33.5 | 9.94 | 7.16 | 33.5 |
| 2/20/2015 | 34.0 | 9.96 | 7.02 | 34.0 |
| 2/20/2015 | 34.5 | 9.98 | 6.79 | 34.5 |
| 2/20/2015 | 35.0 | 10.03 | 6.48 | 35.0 |
| 2/20/2015 | 35.5 | 10.08 | 6.20 | 35.5 |
| 2/20/2015 | 36.0 | 10.12 | 5.95 | 36.0 |
| 2/20/2015 | 36.5 | 10.11 | 5.64 | 36.5 |
| 2/20/2015 | 37.0 | 9.97 | 5.44 | 37.0 |
| 2/20/2015 | 37.5 | 9.68 | 5.41 | 37.5 |
| 2/20/2015 | 38.0 | 9.49 | 5.42 | 38.0 |
| 2/20/2015 | 38.5 | 9.34 | 5.44 | 38.5 |
| 2/20/2015 | 39.0 | 9.19 | 5.44 | 39.0 |
| 2/20/2015 | 39.5 | 9.03 | 5.46 | 39.5 |
| 2/20/2015 | 40.0 | 8.89 | 5.48 | 40.0 |
| 2/20/2015 | 40.5 | 8.84 | 5.49 | 40.5 |
| 2/20/2015 | 41.0 | 8.81 | 5.48 | 41.0 |
| 2/20/2015 | 41.5 | 8.79 | 5.46 | 41.5 |
| 2/20/2015 | 42.0 | 8.74 | 5.45 | 42.0 |
| 2/20/2015 | 42.5 | 8.66 | 5.44 | 42.5 |
| 2/20/2015 | 43.0 | 8.60 | 5.44 | 43.0 |
| 2/20/2015 | 43.5 | 8.54 | 5.44 | 43.5 |
| 2/20/2015 | 44.0 | 8.47 | 5.44 | 44.0 |
| 2/20/2015 | 44.5 | 8.43 | 5.41 | 44.5 |
| 2/20/2015 | 45.0 | 8.38 | 5.38 | 45.0 |
| 2/20/2015 | 45.5 | 8.31 | 5.33 | 45.5 |

| | | | | |
|---|---|---|---|---|
| 2/20/2015 | 46.0 | 8.22 | 5.30 | 46.0 |
| 2/20/2015 | 46.5 | 8.17 | 5.26 | 46.5 |
| 2/20/2015 | 47.0 | 8.15 | 5.21 | 47.0 |
| 2/20/2015 | 47.5 | 8.11 | 5.17 | 47.5 |
| 2/20/2015 | 48.0 | 8.08 | 5.14 | 48.0 |
| 2/20/2015 | 48.5 | 8.06 | 5.07 | 48.5 |
| 2/20/2015 | 49.0 | 8.02 | 4.99 | 49.0 |
| 2/20/2015 | 49.5 | 7.96 | 4.95 | 49.5 |
| 2/20/2015 | 50.0 | 7.93 | 4.93 | 50.0 |
| 2/20/2015 | 50.5 | 7.91 | 4.90 | 50.5 |
| 2/20/2015 | 51.0 | 7.88 | 4.87 | 51.0 |
| 2/20/2015 | 51.5 | 7.85 | 4.85 | 51.5 |
| 2/20/2015 | 52.0 | 7.82 | 4.85 | 52.0 |
| 2/20/2015 | 52.5 | 7.79 | 4.83 | 52.5 |
| 2/20/2015 | 53.0 | 7.77 | 4.84 | 53.0 |
| 2/20/2015 | 53.5 | 7.75 | 4.85 | 53.5 |
| 2/20/2015 | 54.0 | 7.72 | 4.87 | 54.0 |
| 2/20/2015 | 54.5 | 7.71 | 4.88 | 54.5 |
| 2/20/2015 | 55.0 | 7.69 | 4.89 | 55.0 |
| 2/20/2015 | 55.5 | 7.68 | 4.90 | 55.5 |
| 2/20/2015 | 56.0 | 7.67 | 4.92 | 56.0 |
| 2/20/2015 | 56.5 | 7.65 | 4.93 | 56.5 |
| 2/20/2015 | 57.0 | 7.64 | 4.93 | 57.0 |
| 2/20/2015 | 57.5 | 7.63 | 4.94 | 57.5 |
| 2/20/2015 | 58.0 | 7.63 | 4.96 | 58.0 |
| 2/20/2015 | 58.5 | 7.62 | 4.97 | 58.5 |
| 2/20/2015 | 59.0 | 7.62 | 4.99 | 59.0 |
| 2/20/2015 | 59.5 | 7.61 | 5.00 | 59.5 |
| 2/20/2015 | 60.0 | 7.61 | 5.02 | 60.0 |
| 2/20/2015 | 60.5 | 7.60 | 5.04 | 60.5 |
| 2/20/2015 | 61.0 | 7.60 | 5.05 | 61.0 |
| 2/20/2015 | 61.5 | 7.60 | 5.08 | 61.5 |
| 2/20/2015 | 62.0 | 7.59 | 5.11 | 62.0 |
| 2/20/2015 | 62.5 | 7.59 | 5.13 | 62.5 |
| 2/20/2015 | 63.0 | 7.59 | 5.15 | 63.0 |
| 2/20/2015 | 63.5 | 7.59 | 5.19 | 63.5 |
| 2/20/2015 | 64.0 | 7.59 | 5.21 | 64.0 |
| 2/20/2015 | 64.5 | 7.59 | 5.24 | 64.5 |
| 2/20/2015 | 65.0 | 7.59 | 5.27 | 65.0 |
| 2/20/2015 | 65.5 | 7.58 | 5.30 | 65.5 |
| 2/20/2015 | 66.0 | 7.58 | 5.31 | 66.0 |
| 2/20/2015 | 66.5 | 7.58 | 5.30 | 66.5 |
| 2/20/2015 | 67.0 | 7.58 | 5.31 | 67.0 |
| 2/20/2015 | 67.5 | 7.58 | 5.31 | 67.5 |
| 2/20/2015 | 68.0 | 7.58 | 5.31 | 68.0 |
| 2/20/2015 | 68.5 | 7.58 | 5.32 | 68.5 |

| | | | | |
|---|---|---|---|---|
| 2/20/2015 | 69.0 | 7.58 | 5.35 | 69.0 |
| 2/20/2015 | 69.5 | 7.57 | 5.36 | 69.5 |
| 2/20/2015 | 70.0 | 7.57 | 5.37 | 70.0 |
| 2/20/2015 | 70.5 | 7.56 | 5.38 | 70.5 |
| 2/20/2015 | 71.0 | 7.56 | 5.40 | 71.0 |
| 2/20/2015 | 71.5 | 7.56 | 5.41 | 71.5 |
| 2/20/2015 | 72.0 | 7.55 | 5.42 | 72.0 |
| 2/20/2015 | 72.5 | 7.55 | 5.42 | 72.5 |
| 2/20/2015 | 73.0 | 7.55 | 5.42 | 73.0 |
| 2/20/2015 | 73.5 | 7.55 | 5.43 | 73.5 |
| 2/20/2015 | 74.0 | 7.54 | 5.44 | 74.0 |
| 2/20/2015 | 74.5 | 7.54 | 5.44 | 74.5 |
| 2/20/2015 | 75.0 | 7.54 | 5.46 | 75.0 |
| 2/20/2015 | 75.5 | 7.54 | 5.47 | 75.5 |
| 2/20/2015 | 76.0 | 7.54 | 5.48 | 76.0 |
| 2/20/2015 | 76.5 | 7.53 | 5.50 | 76.5 |
| 2/20/2015 | 77.0 | 7.53 | 5.52 | 77.0 |
| 2/20/2015 | 77.5 | 7.53 | 5.53 | 77.5 |
| 2/20/2015 | 78.0 | 7.53 | 5.54 | 78.0 |
| 2/20/2015 | 78.5 | 7.53 | 5.54 | 78.5 |
| 2/20/2015 | 79.0 | 7.52 | 5.55 | 79.0 |
| 2/20/2015 | 79.5 | 7.52 | 5.55 | 79.5 |
| 2/20/2015 | 80.0 | 7.52 | 5.55 | 80.0 |
| 2/20/2015 | 80.5 | 7.52 | 5.56 | 80.5 |
| 2/20/2015 | 81.0 | 7.51 | 5.57 | 81.0 |
| 2/20/2015 | 81.5 | 7.51 | 5.57 | 81.5 |
| 2/20/2015 | 82.0 | 7.50 | 5.58 | 82.0 |
| 2/20/2015 | 82.5 | 7.50 | 5.60 | 82.5 |
| 2/20/2015 | 83.0 | 7.50 | 5.60 | 83.0 |
| 2/20/2015 | 83.5 | 7.49 | 5.60 | 83.5 |
| 2/20/2015 | 84.0 | 7.49 | 5.61 | 84.0 |
| 2/20/2015 | 84.5 | 7.49 | 5.61 | 84.5 |
| 2/20/2015 | 85.0 | 7.49 | 5.62 | 85.0 |
| 2/20/2015 | 85.5 | 7.49 | 5.63 | 85.5 |
| 2/20/2015 | 86.0 | 7.49 | 5.64 | 86.0 |
| 2/20/2015 | 86.5 | 7.48 | 5.64 | 86.5 |
| 2/20/2015 | 87.0 | 7.48 | 5.64 | 87.0 |
| 2/20/2015 | 87.5 | 7.48 | 5.64 | 87.5 |
| 2/20/2015 | 88.0 | 7.48 | 5.65 | 88.0 |
| 2/20/2015 | 88.5 | 7.48 | 5.65 | 88.5 |
| 2/20/2015 | 89.0 | 7.47 | 5.66 | 89.0 |
| 2/20/2015 | 89.5 | 7.47 | 5.66 | 89.5 |
| 2/20/2015 | 90.0 | 7.47 | 5.67 | 90.0 |
| 2/20/2015 | 90.5 | 7.47 | 5.68 | 90.5 |
| 2/20/2015 | 91.0 | 7.46 | 5.70 | 91.0 |
| 2/20/2015 | 91.5 | 7.46 | 5.71 | 91.5 |

| | | | | |
|---|---|---|---|---|
| 2/20/2015 | 92.0 | 7.45 | 5.73 | 92.0 |
| 2/20/2015 | 92.5 | 7.45 | 5.73 | 92.5 |
| 2/20/2015 | 93.0 | 7.45 | 5.73 | 93.0 |
| 2/20/2015 | 93.5 | 7.44 | 5.73 | 93.5 |
| 2/20/2015 | 94.0 | 7.44 | 5.73 | 94.0 |
| 2/20/2015 | 94.5 | 7.44 | 5.75 | 94.5 |
| 2/20/2015 | 95.0 | 7.44 | 5.77 | 95.0 |
| 2/20/2015 | 95.5 | 7.44 | 5.79 | 95.5 |
| 2/20/2015 | 96.0 | 7.44 | 5.82 | 96.0 |
| 2/20/2015 | 96.5 | 7.43 | 5.81 | 96.5 |
| 2/20/2015 | 97.0 | 7.43 | 5.79 | 97.0 |
| 2/20/2015 | 97.5 | 7.42 | 5.79 | 97.5 |
| 2/20/2015 | 98.0 | 7.41 | 5.80 | 98.0 |
| 2/20/2015 | 98.5 | 7.40 | 5.82 | 98.5 |
| 2/20/2015 | 99.0 | 7.40 | 5.81 | 99.0 |
| 2/20/2015 | 99.5 | 7.39 | 5.77 | 99.5 |
| 2/20/2015 | 100.0 | 7.38 | 5.77 | 100.0 |
| 2/20/2015 | 100.5 | 7.38 | 5.77 | 100.5 |
| 2/20/2015 | 101.0 | 7.37 | 5.77 | 101.0 |
| 2/20/2015 | 101.5 | 7.37 | 5.77 | 101.5 |
| 2/20/2015 | 102.0 | 7.37 | 5.76 | 102.0 |
| 2/20/2015 | 102.5 | 7.36 | 5.76 | 102.5 |
| 2/20/2015 | 103.0 | 7.35 | 5.76 | 103.0 |
| 2/20/2015 | 103.5 | 7.35 | 5.77 | 103.5 |
| 2/20/2015 | 104.0 | 7.35 | 5.76 | 104.0 |
| 2/20/2015 | 104.5 | 7.34 | 5.73 | 104.5 |
| 2/20/2015 | 105.0 | 7.34 | 5.75 | 105.0 |
| 2/20/2015 | 105.5 | 7.33 | 5.81 | 105.5 |
| 2/20/2015 | 106.0 | 7.33 | 5.83 | 106.0 |
| 2/20/2015 | 106.5 | 7.32 | 5.82 | 106.5 |
| 2/20/2015 | 107.0 | 7.32 | 5.80 | 107.0 |
| 2/20/2015 | 107.5 | 7.32 | 5.73 | 107.5 |
| 2/20/2015 | 108.0 | 7.31 | 5.63 | 108.0 |
| 2/20/2015 | 108.5 | 7.30 | 5.53 | 108.5 |
| 2/20/2015 | 109.0 | 7.29 | 5.52 | 109.0 |
| 2/20/2015 | 109.5 | 7.29 | 5.48 | 109.5 |
| 2/20/2015 | 110.0 | 7.28 | 5.43 | 110.0 |
| 2/20/2015 | 110.5 | 7.28 | 5.42 | 110.5 |
| 2/20/2015 | 111.0 | 7.27 | 5.41 | 111.0 |
| 2/20/2015 | 111.5 | 7.27 | 5.40 | 111.5 |
| 2/20/2015 | 112.0 | 7.27 | 5.31 | 112.0 |
| 2/20/2015 | 112.5 | 7.26 | 5.24 | 112.5 |
| 2/20/2015 | 113.0 | 7.26 | 5.21 | 113.0 |
| 2/20/2015 | 113.5 | 7.26 | 5.21 | 113.5 |
| 2/20/2015 | 114.0 | 7.25 | 5.20 | 114.0 |
| 2/20/2015 | 114.5 | 7.25 | 5.19 | 114.5 |

| | | | | |
|---|---|---|---|---|
| 2/20/2015 | 115.0 | 7.25 | 5.20 | 115.0 |
| 2/20/2015 | 115.5 | 7.24 | 5.22 | 115.5 |
| 2/20/2015 | 116.0 | 7.24 | 5.25 | 116.0 |
| 2/20/2015 | 116.5 | 7.24 | 5.23 | 116.5 |
| 2/20/2015 | 117.0 | 7.23 | 5.19 | 117.0 |
| 2/20/2015 | 117.5 | 7.24 | 5.13 | 117.5 |
| 2/20/2015 | 118.0 | 7.24 | 5.09 | 118.0 |
| 2/20/2015 | 118.5 | 7.24 | 5.03 | 118.5 |
| 2/20/2015 | 119.0 | 7.24 | 4.93 | 119.0 |
| 2/20/2015 | 119.5 | 7.25 | 4.76 | 119.5 |
| 2/20/2015 | 120.0 | 7.25 | 4.63 | 120.0 |
| 2/20/2015 | 120.5 | 7.26 | 4.61 | 120.5 |
| 2/20/2015 | 121.0 | 7.26 | 4.59 | 121.0 |
| 2/20/2015 | 121.5 | 7.26 | 4.53 | 121.5 |

| Date | Depth (m) | T °C | DO mg/L | Depth (m) |
|---|---|---|---|---|
| 3/12/2015 10:24 | 0.1 | 12.11 | 9.59 | 0.1 |
| 3/12/2015 10:24 | 0.5 | 12.00 | 9.60 | 0.5 |
| 3/12/2015 10:24 | 1.0 | 11.76 | 9.43 | 1.0 |
| 3/12/2015 10:24 | 1.5 | 11.63 | 9.44 | 1.5 |
| 3/12/2015 10:24 | 2.0 | 11.34 | 9.43 | 2.0 |
| 3/12/2015 10:24 | 2.5 | 11.10 | 9.42 | 2.5 |
| 3/12/2015 10:24 | 3.0 | 10.91 | 9.41 | 3.0 |
| 3/12/2015 10:24 | 3.5 | 10.73 | 9.42 | 3.5 |
| 3/12/2015 10:24 | 4.0 | 10.61 | 9.41 | 4.0 |
| 3/12/2015 10:24 | 4.5 | 10.52 | 9.36 | 4.5 |
| 3/12/2015 10:24 | 5.0 | 10.44 | 9.32 | 5.0 |
| 3/12/2015 10:24 | 5.5 | 10.38 | 9.30 | 5.5 |
| 3/12/2015 10:24 | 6.0 | 10.32 | 9.25 | 6.0 |
| 3/12/2015 10:24 | 6.5 | 10.28 | 9.22 | 6.5 |
| 3/12/2015 10:24 | 7.0 | 10.26 | 9.22 | 7.0 |
| 3/12/2015 10:24 | 7.5 | 10.24 | 9.21 | 7.5 |
| 3/12/2015 10:24 | 8.0 | 10.22 | 9.19 | 8.0 |
| 3/12/2015 10:24 | 8.5 | 10.19 | 9.17 | 8.5 |
| 3/12/2015 10:24 | 9.0 | 10.16 | 9.16 | 9.0 |
| 3/12/2015 10:24 | 9.5 | 10.13 | 9.13 | 9.5 |
| 3/12/2015 10:24 | 10.0 | 10.12 | 9.07 | 10.0 |
| 3/12/2015 10:24 | 10.5 | 10.11 | 9.02 | 10.5 |
| 3/12/2015 10:24 | 11.0 | 10.09 | 9.00 | 11.0 |
| 3/12/2015 10:24 | 11.5 | 10.08 | 9.01 | 11.5 |
| 3/12/2015 10:24 | 12.0 | 10.07 | 9.02 | 12.0 |
| 3/12/2015 10:24 | 12.5 | 10.07 | 9.01 | 12.5 |
| 3/12/2015 10:24 | 13.0 | 10.06 | 9.01 | 13.0 |
| 3/12/2015 10:24 | 13.5 | 10.06 | 8.99 | 13.5 |
| 3/12/2015 10:24 | 14.0 | 10.05 | 8.98 | 14.0 |
| 3/12/2015 10:24 | 14.5 | 10.04 | 8.97 | 14.5 |
| 3/12/2015 10:24 | 15.0 | 10.03 | 8.96 | 15.0 |
| 3/12/2015 10:24 | 15.5 | 10.03 | 8.99 | 15.5 |
| 3/12/2015 10:24 | 16.0 | 10.02 | 9.01 | 16.0 |
| 3/12/2015 10:24 | 16.5 | 10.01 | 9.01 | 16.5 |
| 3/12/2015 10:24 | 17.0 | 10.00 | 8.99 | 17.0 |
| 3/12/2015 10:24 | 17.5 | 9.99 | 8.95 | 17.5 |
| 3/12/2015 10:24 | 18.0 | 9.99 | 8.91 | 18.0 |
| 3/12/2015 10:24 | 18.5 | 9.98 | 8.91 | 18.5 |
| 3/12/2015 10:24 | 19.0 | 9.97 | 8.91 | 19.0 |
| 3/12/2015 10:24 | 19.5 | 9.97 | 8.90 | 19.5 |
| 3/12/2015 10:24 | 20.0 | 9.97 | 8.86 | 20.0 |
| 3/12/2015 10:24 | 20.5 | 9.97 | 8.82 | 20.5 |
| 3/12/2015 10:24 | 21.0 | 9.97 | 8.77 | 21.0 |
| 3/12/2015 10:24 | 21.5 | 9.97 | 8.75 | 21.5 |
| 3/12/2015 10:24 | 22.0 | 9.97 | 8.73 | 22.0 |

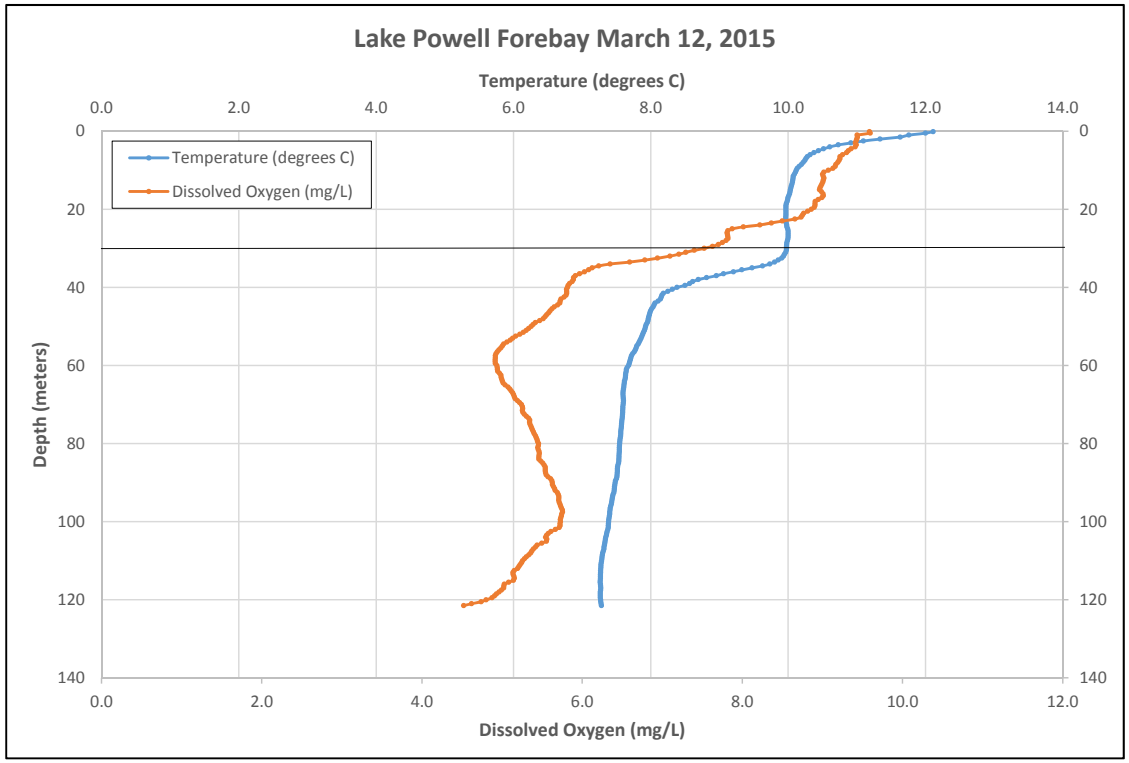


| Depth (m) | DO (mg/L) | Temp. (°C) |
|---|---|---|
| 0 to 30 | 7.5 to 9.6 | 10.0 to 12.1 |

| | | | | |
|---|---|---|---|---|
| 3/12/2015 10:24 | 22.5 | 9.97 | 8.66 | 22.5 |
| 3/12/2015 10:24 | 23.0 | 9.97 | 8.50 | 23.0 |
| 3/12/2015 10:24 | 23.5 | 9.97 | 8.36 | 23.5 |
| 3/12/2015 10:24 | 24.0 | 9.98 | 8.22 | 24.0 |
| 3/12/2015 10:24 | 24.5 | 9.98 | 8.01 | 24.5 |
| 3/12/2015 10:24 | 25.0 | 9.99 | 7.87 | 25.0 |
| 3/12/2015 10:24 | 25.5 | 10.00 | 7.82 | 25.5 |
| 3/12/2015 10:25 | 26.0 | 10.00 | 7.81 | 26.0 |
| 3/12/2015 10:25 | 26.5 | 10.00 | 7.81 | 26.5 |
| 3/12/2015 10:25 | 27.0 | 10.00 | 7.82 | 27.0 |
| 3/12/2015 10:25 | 27.5 | 10.00 | 7.82 | 27.5 |
| 3/12/2015 10:25 | 28.0 | 9.99 | 7.80 | 28.0 |
| 3/12/2015 10:25 | 28.5 | 9.98 | 7.75 | 28.5 |
| 3/12/2015 10:25 | 29.0 | 9.98 | 7.70 | 29.0 |
| 3/12/2015 10:25 | 29.5 | 9.98 | 7.63 | 29.5 |
| 3/12/2015 10:25 | 30.0 | 9.98 | 7.52 | 30.0 |
| 3/12/2015 10:25 | 30.5 | 9.98 | 7.40 | 30.5 |
| 3/12/2015 10:25 | 31.0 | 9.97 | 7.29 | 31.0 |
| 3/12/2015 10:25 | 31.5 | 9.95 | 7.21 | 31.5 |
| 3/12/2015 10:25 | 32.0 | 9.93 | 7.10 | 32.0 |
| 3/12/2015 10:25 | 32.5 | 9.91 | 6.94 | 32.5 |
| 3/12/2015 10:25 | 33.0 | 9.86 | 6.78 | 33.0 |
| 3/12/2015 10:25 | 33.5 | 9.80 | 6.59 | 33.5 |
| 3/12/2015 10:25 | 34.0 | 9.73 | 6.35 | 34.0 |
| 3/12/2015 10:25 | 34.5 | 9.63 | 6.21 | 34.5 |
| 3/12/2015 10:25 | 35.0 | 9.47 | 6.13 | 35.0 |
| 3/12/2015 10:25 | 35.5 | 9.33 | 6.08 | 35.5 |
| 3/12/2015 10:25 | 36.0 | 9.20 | 6.03 | 36.0 |
| 3/12/2015 10:25 | 36.5 | 9.06 | 5.97 | 36.5 |
| 3/12/2015 10:25 | 37.0 | 8.96 | 5.92 | 37.0 |
| 3/12/2015 10:25 | 37.5 | 8.81 | 5.89 | 37.5 |
| 3/12/2015 10:25 | 38.0 | 8.69 | 5.89 | 38.0 |
| 3/12/2015 10:25 | 38.5 | 8.61 | 5.88 | 38.5 |
| 3/12/2015 10:25 | 39.0 | 8.57 | 5.84 | 39.0 |
| 3/12/2015 10:25 | 39.5 | 8.50 | 5.83 | 39.5 |
| 3/12/2015 10:25 | 40.0 | 8.38 | 5.82 | 40.0 |
| 3/12/2015 10:25 | 40.5 | 8.31 | 5.81 | 40.5 |
| 3/12/2015 10:25 | 41.0 | 8.25 | 5.81 | 41.0 |
| 3/12/2015 10:25 | 41.5 | 8.18 | 5.81 | 41.5 |
| 3/12/2015 10:25 | 42.0 | 8.16 | 5.80 | 42.0 |
| 3/12/2015 10:25 | 42.5 | 8.15 | 5.77 | 42.5 |
| 3/12/2015 10:25 | 43.0 | 8.14 | 5.74 | 43.0 |
| 3/12/2015 10:25 | 43.5 | 8.11 | 5.73 | 43.5 |
| 3/12/2015 10:25 | 44.0 | 8.06 | 5.72 | 44.0 |
| 3/12/2015 10:25 | 44.5 | 8.05 | 5.69 | 44.5 |
| 3/12/2015 10:25 | 45.0 | 8.03 | 5.65 | 45.0 |

| | | | | |
|---|---|---|---|---|
| 3/12/2015 10:25 | 45.5 | 8.01 | 5.62 | 45.5 |
| 3/12/2015 10:25 | 46.0 | 8.00 | 5.60 | 46.0 |
| 3/12/2015 10:25 | 46.5 | 7.99 | 5.58 | 46.5 |
| 3/12/2015 10:25 | 47.0 | 7.98 | 5.56 | 47.0 |
| 3/12/2015 10:25 | 47.5 | 7.97 | 5.54 | 47.5 |
| 3/12/2015 10:25 | 48.0 | 7.96 | 5.51 | 48.0 |
| 3/12/2015 10:25 | 48.5 | 7.96 | 5.47 | 48.5 |
| 3/12/2015 10:25 | 49.0 | 7.95 | 5.42 | 49.0 |
| 3/12/2015 10:25 | 49.5 | 7.93 | 5.39 | 49.5 |
| 3/12/2015 10:25 | 50.0 | 7.92 | 5.36 | 50.0 |
| 3/12/2015 10:25 | 50.5 | 7.92 | 5.33 | 50.5 |
| 3/12/2015 10:25 | 51.0 | 7.91 | 5.30 | 51.0 |
| 3/12/2015 10:25 | 51.5 | 7.89 | 5.27 | 51.5 |
| 3/12/2015 10:25 | 52.0 | 7.88 | 5.22 | 52.0 |
| 3/12/2015 10:25 | 52.5 | 7.87 | 5.17 | 52.5 |
| 3/12/2015 10:26 | 53.0 | 7.86 | 5.13 | 53.0 |
| 3/12/2015 10:26 | 53.5 | 7.85 | 5.10 | 53.5 |
| 3/12/2015 10:26 | 54.0 | 7.83 | 5.06 | 54.0 |
| 3/12/2015 10:26 | 54.5 | 7.82 | 5.02 | 54.5 |
| 3/12/2015 10:26 | 55.0 | 7.80 | 5.00 | 55.0 |
| 3/12/2015 10:26 | 55.5 | 7.79 | 4.98 | 55.5 |
| 3/12/2015 10:26 | 56.0 | 7.78 | 4.96 | 56.0 |
| 3/12/2015 10:26 | 56.5 | 7.76 | 4.94 | 56.5 |
| 3/12/2015 10:26 | 57.0 | 7.74 | 4.93 | 57.0 |
| 3/12/2015 10:26 | 57.5 | 7.72 | 4.92 | 57.5 |
| 3/12/2015 10:26 | 58.0 | 7.71 | 4.92 | 58.0 |
| 3/12/2015 10:26 | 58.5 | 7.70 | 4.92 | 58.5 |
| 3/12/2015 10:26 | 59.0 | 7.69 | 4.92 | 59.0 |
| 3/12/2015 10:26 | 59.5 | 7.69 | 4.92 | 59.5 |
| 3/12/2015 10:26 | 60.0 | 7.68 | 4.93 | 60.0 |
| 3/12/2015 10:26 | 60.5 | 7.66 | 4.94 | 60.5 |
| 3/12/2015 10:26 | 61.0 | 7.64 | 4.94 | 61.0 |
| 3/12/2015 10:26 | 61.5 | 7.64 | 4.95 | 61.5 |
| 3/12/2015 10:26 | 62.0 | 7.64 | 4.97 | 62.0 |
| 3/12/2015 10:26 | 62.5 | 7.63 | 4.99 | 62.5 |
| 3/12/2015 10:26 | 63.0 | 7.63 | 4.99 | 63.0 |
| 3/12/2015 10:26 | 63.5 | 7.63 | 5.00 | 63.5 |
| 3/12/2015 10:26 | 64.0 | 7.62 | 5.01 | 64.0 |
| 3/12/2015 10:26 | 64.5 | 7.61 | 5.02 | 64.5 |
| 3/12/2015 10:26 | 65.0 | 7.61 | 5.04 | 65.0 |
| 3/12/2015 10:26 | 65.5 | 7.61 | 5.07 | 65.5 |
| 3/12/2015 10:26 | 66.0 | 7.60 | 5.10 | 66.0 |
| 3/12/2015 10:26 | 66.5 | 7.60 | 5.12 | 66.5 |
| 3/12/2015 10:26 | 67.0 | 7.60 | 5.13 | 67.0 |
| 3/12/2015 10:26 | 67.5 | 7.60 | 5.15 | 67.5 |
| 3/12/2015 10:26 | 68.0 | 7.60 | 5.16 | 68.0 |

| | | | | |
|---|---|---|---|---|
| 3/12/2015 10:26 | 68.5 | 7.60 | 5.16 | 68.5 |
| 3/12/2015 10:26 | 69.0 | 7.60 | 5.19 | 69.0 |
| 3/12/2015 10:26 | 69.5 | 7.60 | 5.22 | 69.5 |
| 3/12/2015 10:26 | 70.0 | 7.60 | 5.24 | 70.0 |
| 3/12/2015 10:26 | 70.5 | 7.59 | 5.25 | 70.5 |
| 3/12/2015 10:26 | 71.0 | 7.59 | 5.26 | 71.0 |
| 3/12/2015 10:26 | 71.5 | 7.59 | 5.25 | 71.5 |
| 3/12/2015 10:26 | 72.0 | 7.59 | 5.26 | 72.0 |
| 3/12/2015 10:26 | 72.5 | 7.59 | 5.28 | 72.5 |
| 3/12/2015 10:26 | 73.0 | 7.59 | 5.30 | 73.0 |
| 3/12/2015 10:26 | 73.5 | 7.58 | 5.33 | 73.5 |
| 3/12/2015 10:26 | 74.0 | 7.58 | 5.35 | 74.0 |
| 3/12/2015 10:26 | 74.5 | 7.58 | 5.34 | 74.5 |
| 3/12/2015 10:26 | 75.0 | 7.58 | 5.35 | 75.0 |
| 3/12/2015 10:26 | 75.5 | 7.57 | 5.36 | 75.5 |
| 3/12/2015 10:26 | 76.0 | 7.57 | 5.37 | 76.0 |
| 3/12/2015 10:26 | 76.5 | 7.57 | 5.38 | 76.5 |
| 3/12/2015 10:26 | 77.0 | 7.56 | 5.39 | 77.0 |
| 3/12/2015 10:26 | 77.5 | 7.56 | 5.40 | 77.5 |
| 3/12/2015 10:27 | 78.0 | 7.56 | 5.42 | 78.0 |
| 3/12/2015 10:27 | 78.5 | 7.56 | 5.43 | 78.5 |
| 3/12/2015 10:27 | 79.0 | 7.55 | 5.44 | 79.0 |
| 3/12/2015 10:27 | 79.5 | 7.55 | 5.44 | 79.5 |
| 3/12/2015 10:27 | 80.0 | 7.55 | 5.46 | 80.0 |
| 3/12/2015 10:27 | 80.5 | 7.54 | 5.45 | 80.5 |
| 3/12/2015 10:27 | 81.0 | 7.54 | 5.45 | 81.0 |
| 3/12/2015 10:27 | 81.5 | 7.54 | 5.45 | 81.5 |
| 3/12/2015 10:27 | 82.0 | 7.54 | 5.46 | 82.0 |
| 3/12/2015 10:27 | 82.5 | 7.54 | 5.47 | 82.5 |
| 3/12/2015 10:27 | 83.0 | 7.54 | 5.46 | 83.0 |
| 3/12/2015 10:27 | 83.5 | 7.54 | 5.46 | 83.5 |
| 3/12/2015 10:27 | 84.0 | 7.54 | 5.46 | 84.0 |
| 3/12/2015 10:27 | 84.5 | 7.54 | 5.48 | 84.5 |
| 3/12/2015 10:27 | 85.0 | 7.53 | 5.51 | 85.0 |
| 3/12/2015 10:27 | 85.5 | 7.52 | 5.53 | 85.5 |
| 3/12/2015 10:27 | 86.0 | 7.52 | 5.54 | 86.0 |
| 3/12/2015 10:27 | 86.5 | 7.51 | 5.54 | 86.5 |
| 3/12/2015 10:27 | 87.0 | 7.51 | 5.54 | 87.0 |
| 3/12/2015 10:27 | 87.5 | 7.51 | 5.54 | 87.5 |
| 3/12/2015 10:27 | 88.0 | 7.51 | 5.55 | 88.0 |
| 3/12/2015 10:27 | 88.5 | 7.51 | 5.57 | 88.5 |
| 3/12/2015 10:27 | 89.0 | 7.50 | 5.61 | 89.0 |
| 3/12/2015 10:27 | 89.5 | 7.49 | 5.62 | 89.5 |
| 3/12/2015 10:27 | 90.0 | 7.48 | 5.63 | 90.0 |
| 3/12/2015 10:27 | 90.5 | 7.48 | 5.63 | 90.5 |
| 3/12/2015 10:27 | 91.0 | 7.47 | 5.64 | 91.0 |

| | | | | |
|---|---|---|---|---|
| 3/12/2015 10:27 | 91.5 | 7.47 | 5.66 | 91.5 |
| 3/12/2015 10:27 | 92.0 | 7.47 | 5.66 | 92.0 |
| 3/12/2015 10:27 | 92.5 | 7.46 | 5.69 | 92.5 |
| 3/12/2015 10:27 | 93.0 | 7.45 | 5.70 | 93.0 |
| 3/12/2015 10:27 | 93.5 | 7.44 | 5.71 | 93.5 |
| 3/12/2015 10:27 | 94.0 | 7.44 | 5.71 | 94.0 |
| 3/12/2015 10:27 | 94.5 | 7.44 | 5.71 | 94.5 |
| 3/12/2015 10:27 | 95.0 | 7.43 | 5.71 | 95.0 |
| 3/12/2015 10:27 | 95.5 | 7.43 | 5.72 | 95.5 |
| 3/12/2015 10:27 | 96.0 | 7.42 | 5.73 | 96.0 |
| 3/12/2015 10:27 | 96.5 | 7.41 | 5.74 | 96.5 |
| 3/12/2015 10:27 | 97.0 | 7.41 | 5.75 | 97.0 |
| 3/12/2015 10:27 | 97.5 | 7.40 | 5.76 | 97.5 |
| 3/12/2015 10:27 | 98.0 | 7.40 | 5.75 | 98.0 |
| 3/12/2015 10:27 | 98.5 | 7.40 | 5.74 | 98.5 |
| 3/12/2015 10:27 | 99.0 | 7.39 | 5.73 | 99.0 |
| 3/12/2015 10:27 | 99.5 | 7.39 | 5.73 | 99.5 |
| 3/12/2015 10:27 | 100.0 | 7.39 | 5.73 | 100.0 |
| 3/12/2015 10:27 | 100.5 | 7.38 | 5.72 | 100.5 |
| 3/12/2015 10:28 | 101.0 | 7.38 | 5.73 | 101.0 |
| 3/12/2015 10:28 | 101.5 | 7.38 | 5.71 | 101.5 |
| 3/12/2015 10:28 | 102.0 | 7.38 | 5.67 | 102.0 |
| 3/12/2015 10:28 | 102.5 | 7.36 | 5.61 | 102.5 |
| 3/12/2015 10:28 | 103.0 | 7.36 | 5.58 | 103.0 |
| 3/12/2015 10:28 | 103.5 | 7.35 | 5.56 | 103.5 |
| 3/12/2015 10:28 | 104.0 | 7.34 | 5.54 | 104.0 |
| 3/12/2015 10:28 | 104.5 | 7.34 | 5.56 | 104.5 |
| 3/12/2015 10:28 | 105.0 | 7.34 | 5.55 | 105.0 |
| 3/12/2015 10:28 | 105.5 | 7.33 | 5.50 | 105.5 |
| 3/12/2015 10:28 | 106.0 | 7.32 | 5.44 | 106.0 |
| 3/12/2015 10:28 | 106.5 | 7.32 | 5.42 | 106.5 |
| 3/12/2015 10:28 | 107.0 | 7.32 | 5.39 | 107.0 |
| 3/12/2015 10:28 | 107.5 | 7.31 | 5.37 | 107.5 |
| 3/12/2015 10:28 | 108.0 | 7.30 | 5.36 | 108.0 |
| 3/12/2015 10:28 | 108.5 | 7.30 | 5.33 | 108.5 |
| 3/12/2015 10:28 | 109.0 | 7.29 | 5.30 | 109.0 |
| 3/12/2015 10:28 | 109.5 | 7.29 | 5.28 | 109.5 |
| 3/12/2015 10:28 | 110.0 | 7.28 | 5.26 | 110.0 |
| 3/12/2015 10:28 | 110.5 | 7.28 | 5.24 | 110.5 |
| 3/12/2015 10:28 | 111.0 | 7.28 | 5.23 | 111.0 |
| 3/12/2015 10:28 | 111.5 | 7.27 | 5.21 | 111.5 |
| 3/12/2015 10:28 | 112.0 | 7.27 | 5.20 | 112.0 |
| 3/12/2015 10:28 | 112.5 | 7.27 | 5.15 | 112.5 |
| 3/12/2015 10:28 | 113.0 | 7.27 | 5.14 | 113.0 |
| 3/12/2015 10:28 | 113.5 | 7.27 | 5.14 | 113.5 |
| 3/12/2015 10:28 | 114.0 | 7.27 | 5.15 | 114.0 |

| | | | | |
|---|---|---|---|---|
| 3/12/2015 10:28 | 114.5 | 7.27 | 5.15 | 114.5 |
| 3/12/2015 10:28 | 115.0 | 7.26 | 5.14 | 115.0 |
| 3/12/2015 10:28 | 115.5 | 7.26 | 5.08 | 115.5 |
| 3/12/2015 10:28 | 116.0 | 7.27 | 5.03 | 116.0 |
| 3/12/2015 10:28 | 116.5 | 7.27 | 5.02 | 116.5 |
| 3/12/2015 10:28 | 117.0 | 7.27 | 5.02 | 117.0 |
| 3/12/2015 10:29 | 117.5 | 7.27 | 4.99 | 117.5 |
| 3/12/2015 10:29 | 118.0 | 7.27 | 4.96 | 118.0 |
| 3/12/2015 10:29 | 118.5 | 7.26 | 4.93 | 118.5 |
| 3/12/2015 10:29 | 119.0 | 7.26 | 4.91 | 119.0 |
| 3/12/2015 10:29 | 119.5 | 7.27 | 4.87 | 119.5 |
| 3/12/2015 10:29 | 120.0 | 7.27 | 4.80 | 120.0 |
| 3/12/2015 10:29 | 120.5 | 7.27 | 4.74 | 120.5 |
| 3/12/2015 10:30 | 121.0 | 7.28 | 4.62 | 121.0 |
| 3/12/2015 10:30 | 121.5 | 7.28 | 4.52 | 121.5 |

| Date | Depth (m) | T °C | DO mg/L | Depth (m) |
|---|---|---|---|---|
| 4/9/2015 9:16 | 0.5 | 11.19 | 10.15 | 0.5 |
| 4/9/2015 9:16 | 1.0 | 11.15 | 10.08 | 1.0 |
| 4/9/2015 9:16 | 1.5 | 11.16 | 9.98 | 1.5 |
| 4/9/2015 9:16 | 2.0 | 11.07 | 9.94 | 2.0 |
| 4/9/2015 9:16 | 2.5 | 10.90 | 9.94 | 2.5 |
| 4/9/2015 9:16 | 3.0 | 10.83 | 9.94 | 3.0 |
| 4/9/2015 9:16 | 3.5 | 10.78 | 9.89 | 3.5 |
| 4/9/2015 9:16 | 4.0 | 10.74 | 9.80 | 4.0 |
| 4/9/2015 9:16 | 4.5 | 10.68 | 9.73 | 4.5 |
| 4/9/2015 9:16 | 5.0 | 10.55 | 9.73 | 5.0 |
| 4/9/2015 9:16 | 5.5 | 10.47 | 9.73 | 5.5 |
| 4/9/2015 9:16 | 6.0 | 10.45 | 9.73 | 6.0 |
| 4/9/2015 9:16 | 6.5 | 10.44 | 9.71 | 6.5 |
| 4/9/2015 9:16 | 7.0 | 10.43 | 9.71 | 7.0 |
| 4/9/2015 9:16 | 7.5 | 10.41 | 9.70 | 7.5 |
| 4/9/2015 9:16 | 8.0 | 10.40 | 9.69 | 8.0 |
| 4/9/2015 9:16 | 8.5 | 10.39 | 9.68 | 8.5 |
| 4/9/2015 9:16 | 9.0 | 10.38 | 9.66 | 9.0 |
| 4/9/2015 9:16 | 9.5 | 10.36 | 9.64 | 9.5 |
| 4/9/2015 9:16 | 10.0 | 10.34 | 9.62 | 10.0 |
| 4/9/2015 9:16 | 10.5 | 10.32 | 9.60 | 10.5 |
| 4/9/2015 9:16 | 11.0 | 10.30 | 9.60 | 11.0 |
| 4/9/2015 9:16 | 11.5 | 10.29 | 9.61 | 11.5 |
| 4/9/2015 9:16 | 12.0 | 10.28 | 9.60 | 12.0 |
| 4/9/2015 9:17 | 12.5 | 10.27 | 9.59 | 12.5 |
| 4/9/2015 9:17 | 13.0 | 10.27 | 9.58 | 13.0 |
| 4/9/2015 9:17 | 13.5 | 10.27 | 9.53 | 13.5 |
| 4/9/2015 9:17 | 14.0 | 10.24 | 9.49 | 14.0 |
| 4/9/2015 9:17 | 14.5 | 10.19 | 9.46 | 14.5 |
| 4/9/2015 9:17 | 15.0 | 10.16 | 9.41 | 15.0 |
| 4/9/2015 9:17 | 15.5 | 10.14 | 9.34 | 15.5 |
| 4/9/2015 9:17 | 16.0 | 10.09 | 9.26 | 16.0 |
| 4/9/2015 9:17 | 16.5 | 10.00 | 9.20 | 16.5 |
| 4/9/2015 9:17 | 17.0 | 9.93 | 9.17 | 17.0 |
| 4/9/2015 9:17 | 17.5 | 9.89 | 9.14 | 17.5 |
| 4/9/2015 9:17 | 18.0 | 9.84 | 9.11 | 18.0 |
| 4/9/2015 9:17 | 18.5 | 9.81 | 9.08 | 18.5 |
| 4/9/2015 9:17 | 19.0 | 9.78 | 9.07 | 19.0 |
| 4/9/2015 9:17 | 19.5 | 9.75 | 9.04 | 19.5 |
| 4/9/2015 9:17 | 20.0 | 9.74 | 9.03 | 20.0 |
| 4/9/2015 9:17 | 20.5 | 9.72 | 9.02 | 20.5 |
| 4/9/2015 9:17 | 21.0 | 9.70 | 9.00 | 21.0 |
| 4/9/2015 9:17 | 21.5 | 9.69 | 8.97 | 21.5 |
| 4/9/2015 9:17 | 22.0 | 9.67 | 8.94 | 22.0 |
| 4/9/2015 9:17 | 22.5 | 9.65 | 8.93 | 22.5 |

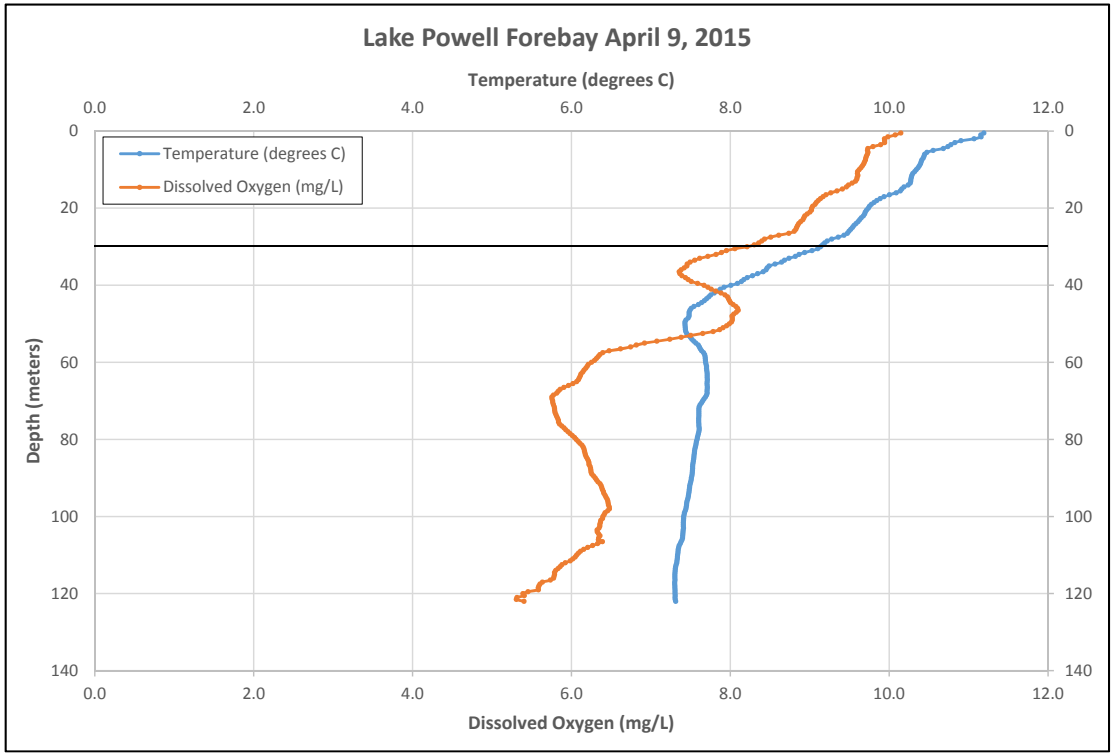


| Depth (m) | DO (mg/L) | Temp. (°C) |
|---|---|---|
| 0 to 30 | 8.2 to 10.2 | 9.1 to 11.2 |

| | | | | |
|---|---|---|---|---|
| 4/9/2015 9:17 | 23.0 | 9.63 | 8.91 | 23.0 |
| 4/9/2015 9:17 | 23.5 | 9.61 | 8.89 | 23.5 |
| 4/9/2015 9:17 | 24.0 | 9.58 | 8.86 | 24.0 |
| 4/9/2015 9:17 | 24.5 | 9.56 | 8.85 | 24.5 |
| 4/9/2015 9:17 | 25.0 | 9.54 | 8.84 | 25.0 |
| 4/9/2015 9:17 | 25.5 | 9.52 | 8.82 | 25.5 |
| 4/9/2015 9:17 | 26.0 | 9.49 | 8.80 | 26.0 |
| 4/9/2015 9:17 | 26.5 | 9.47 | 8.74 | 26.5 |
| 4/9/2015 9:17 | 27.0 | 9.43 | 8.61 | 27.0 |
| 4/9/2015 9:17 | 27.5 | 9.36 | 8.51 | 27.5 |
| 4/9/2015 9:17 | 28.0 | 9.28 | 8.43 | 28.0 |
| 4/9/2015 9:17 | 28.5 | 9.22 | 8.40 | 28.5 |
| 4/9/2015 9:17 | 29.0 | 9.19 | 8.36 | 29.0 |
| 4/9/2015 9:17 | 29.5 | 9.16 | 8.30 | 29.5 |
| 4/9/2015 9:17 | 30.0 | 9.14 | 8.21 | 30.0 |
| 4/9/2015 9:17 | 30.5 | 9.10 | 8.06 | 30.5 |
| 4/9/2015 9:17 | 31.0 | 9.03 | 7.95 | 31.0 |
| 4/9/2015 9:17 | 31.5 | 8.94 | 7.89 | 31.5 |
| 4/9/2015 9:17 | 32.0 | 8.87 | 7.82 | 32.0 |
| 4/9/2015 9:17 | 32.5 | 8.82 | 7.72 | 32.5 |
| 4/9/2015 9:17 | 33.0 | 8.74 | 7.61 | 33.0 |
| 4/9/2015 9:17 | 33.5 | 8.68 | 7.55 | 33.5 |
| 4/9/2015 9:17 | 34.0 | 8.65 | 7.49 | 34.0 |
| 4/9/2015 9:17 | 34.5 | 8.56 | 7.46 | 34.5 |
| 4/9/2015 9:17 | 35.0 | 8.49 | 7.45 | 35.0 |
| 4/9/2015 9:17 | 35.5 | 8.46 | 7.42 | 35.5 |
| 4/9/2015 9:17 | 36.0 | 8.45 | 7.38 | 36.0 |
| 4/9/2015 9:17 | 36.5 | 8.41 | 7.36 | 36.5 |
| 4/9/2015 9:17 | 37.0 | 8.34 | 7.37 | 37.0 |
| 4/9/2015 9:17 | 37.5 | 8.28 | 7.39 | 37.5 |
| 4/9/2015 9:17 | 38.0 | 8.21 | 7.43 | 38.0 |
| 4/9/2015 9:17 | 38.5 | 8.17 | 7.47 | 38.5 |
| 4/9/2015 9:17 | 39.0 | 8.14 | 7.51 | 39.0 |
| 4/9/2015 9:17 | 39.5 | 8.09 | 7.59 | 39.5 |
| 4/9/2015 9:17 | 40.0 | 8.01 | 7.67 | 40.0 |
| 4/9/2015 9:17 | 40.5 | 7.92 | 7.72 | 40.5 |
| 4/9/2015 9:18 | 41.0 | 7.87 | 7.76 | 41.0 |
| 4/9/2015 9:18 | 41.5 | 7.85 | 7.82 | 41.5 |
| 4/9/2015 9:18 | 42.0 | 7.80 | 7.88 | 42.0 |
| 4/9/2015 9:18 | 42.5 | 7.75 | 7.93 | 42.5 |
| 4/9/2015 9:18 | 43.0 | 7.73 | 7.96 | 43.0 |
| 4/9/2015 9:18 | 43.5 | 7.70 | 7.98 | 43.5 |
| 4/9/2015 9:18 | 44.0 | 7.67 | 7.99 | 44.0 |
| 4/9/2015 9:18 | 44.5 | 7.64 | 8.00 | 44.5 |
| 4/9/2015 9:18 | 45.0 | 7.60 | 8.04 | 45.0 |
| 4/9/2015 9:18 | 45.5 | 7.54 | 8.07 | 45.5 |

| | | | | |
|---|---|---|---|---|
| 4/9/2015 9:18 | 46.0 | 7.51 | 8.09 | 46.0 |
| 4/9/2015 9:18 | 46.5 | 7.49 | 8.10 | 46.5 |
| 4/9/2015 9:18 | 47.0 | 7.48 | 8.08 | 47.0 |
| 4/9/2015 9:18 | 47.5 | 7.48 | 8.04 | 47.5 |
| 4/9/2015 9:18 | 48.0 | 7.48 | 8.02 | 48.0 |
| 4/9/2015 9:18 | 48.5 | 7.47 | 8.03 | 48.5 |
| 4/9/2015 9:18 | 49.0 | 7.44 | 8.03 | 49.0 |
| 4/9/2015 9:18 | 49.5 | 7.43 | 8.01 | 49.5 |
| 4/9/2015 9:18 | 50.0 | 7.43 | 7.99 | 50.0 |
| 4/9/2015 9:18 | 50.5 | 7.43 | 7.95 | 50.5 |
| 4/9/2015 9:18 | 51.0 | 7.43 | 7.91 | 51.0 |
| 4/9/2015 9:18 | 51.5 | 7.43 | 7.87 | 51.5 |
| 4/9/2015 9:18 | 52.0 | 7.44 | 7.78 | 52.0 |
| 4/9/2015 9:18 | 52.5 | 7.45 | 7.65 | 52.5 |
| 4/9/2015 9:18 | 53.0 | 7.47 | 7.50 | 53.0 |
| 4/9/2015 9:18 | 53.5 | 7.50 | 7.38 | 53.5 |
| 4/9/2015 9:18 | 54.0 | 7.52 | 7.24 | 54.0 |
| 4/9/2015 9:18 | 54.5 | 7.54 | 7.08 | 54.5 |
| 4/9/2015 9:18 | 55.0 | 7.57 | 6.92 | 55.0 |
| 4/9/2015 9:18 | 55.5 | 7.60 | 6.82 | 55.5 |
| 4/9/2015 9:18 | 56.0 | 7.61 | 6.74 | 56.0 |
| 4/9/2015 9:18 | 56.5 | 7.62 | 6.62 | 56.5 |
| 4/9/2015 9:18 | 57.0 | 7.64 | 6.48 | 57.0 |
| 4/9/2015 9:18 | 57.5 | 7.66 | 6.39 | 57.5 |
| 4/9/2015 9:18 | 58.0 | 7.68 | 6.36 | 58.0 |
| 4/9/2015 9:18 | 58.5 | 7.68 | 6.34 | 58.5 |
| 4/9/2015 9:18 | 59.0 | 7.68 | 6.31 | 59.0 |
| 4/9/2015 9:18 | 59.5 | 7.69 | 6.29 | 59.5 |
| 4/9/2015 9:18 | 60.0 | 7.69 | 6.25 | 60.0 |
| 4/9/2015 9:18 | 60.5 | 7.70 | 6.21 | 60.5 |
| 4/9/2015 9:18 | 61.0 | 7.70 | 6.20 | 61.0 |
| 4/9/2015 9:18 | 61.5 | 7.70 | 6.18 | 61.5 |
| 4/9/2015 9:18 | 62.0 | 7.70 | 6.16 | 62.0 |
| 4/9/2015 9:18 | 62.5 | 7.71 | 6.14 | 62.5 |
| 4/9/2015 9:18 | 63.0 | 7.71 | 6.12 | 63.0 |
| 4/9/2015 9:18 | 63.5 | 7.71 | 6.11 | 63.5 |
| 4/9/2015 9:18 | 64.0 | 7.71 | 6.10 | 64.0 |
| 4/9/2015 9:18 | 64.5 | 7.71 | 6.09 | 64.5 |
| 4/9/2015 9:18 | 65.0 | 7.71 | 6.07 | 65.0 |
| 4/9/2015 9:18 | 65.5 | 7.71 | 6.02 | 65.5 |
| 4/9/2015 9:18 | 66.0 | 7.71 | 5.96 | 66.0 |
| 4/9/2015 9:18 | 66.5 | 7.71 | 5.90 | 66.5 |
| 4/9/2015 9:19 | 67.0 | 7.71 | 5.86 | 67.0 |
| 4/9/2015 9:19 | 67.5 | 7.71 | 5.83 | 67.5 |
| 4/9/2015 9:19 | 68.0 | 7.71 | 5.81 | 68.0 |
| 4/9/2015 9:19 | 68.5 | 7.70 | 5.77 | 68.5 |

| | | | | |
|---|---|---|---|---|
| 4/9/2015 9:19 | 69.0 | 7.69 | 5.75 | 69.0 |
| 4/9/2015 9:19 | 69.5 | 7.67 | 5.75 | 69.5 |
| 4/9/2015 9:19 | 70.0 | 7.65 | 5.76 | 70.0 |
| 4/9/2015 9:19 | 70.5 | 7.64 | 5.77 | 70.5 |
| 4/9/2015 9:19 | 71.0 | 7.62 | 5.77 | 71.0 |
| 4/9/2015 9:19 | 71.5 | 7.61 | 5.78 | 71.5 |
| 4/9/2015 9:19 | 72.0 | 7.60 | 5.79 | 72.0 |
| 4/9/2015 9:19 | 72.5 | 7.60 | 5.79 | 72.5 |
| 4/9/2015 9:19 | 73.0 | 7.60 | 5.79 | 73.0 |
| 4/9/2015 9:19 | 73.5 | 7.60 | 5.80 | 73.5 |
| 4/9/2015 9:19 | 74.0 | 7.60 | 5.81 | 74.0 |
| 4/9/2015 9:19 | 74.5 | 7.60 | 5.83 | 74.5 |
| 4/9/2015 9:19 | 75.0 | 7.60 | 5.84 | 75.0 |
| 4/9/2015 9:19 | 75.5 | 7.60 | 5.84 | 75.5 |
| 4/9/2015 9:19 | 76.0 | 7.60 | 5.85 | 76.0 |
| 4/9/2015 9:19 | 76.5 | 7.61 | 5.88 | 76.5 |
| 4/9/2015 9:19 | 77.0 | 7.61 | 5.91 | 77.0 |
| 4/9/2015 9:19 | 77.5 | 7.61 | 5.93 | 77.5 |
| 4/9/2015 9:19 | 78.0 | 7.60 | 5.96 | 78.0 |
| 4/9/2015 9:19 | 78.5 | 7.60 | 5.98 | 78.5 |
| 4/9/2015 9:19 | 79.0 | 7.59 | 6.01 | 79.0 |
| 4/9/2015 9:19 | 79.5 | 7.59 | 6.04 | 79.5 |
| 4/9/2015 9:19 | 80.0 | 7.58 | 6.06 | 80.0 |
| 4/9/2015 9:19 | 80.5 | 7.57 | 6.08 | 80.5 |
| 4/9/2015 9:19 | 81.0 | 7.57 | 6.11 | 81.0 |
| 4/9/2015 9:19 | 81.5 | 7.57 | 6.13 | 81.5 |
| 4/9/2015 9:19 | 82.0 | 7.56 | 6.15 | 82.0 |
| 4/9/2015 9:19 | 82.5 | 7.55 | 6.16 | 82.5 |
| 4/9/2015 9:19 | 83.0 | 7.55 | 6.16 | 83.0 |
| 4/9/2015 9:19 | 83.5 | 7.55 | 6.17 | 83.5 |
| 4/9/2015 9:19 | 84.0 | 7.54 | 6.18 | 84.0 |
| 4/9/2015 9:19 | 84.5 | 7.54 | 6.19 | 84.5 |
| 4/9/2015 9:19 | 85.0 | 7.54 | 6.20 | 85.0 |
| 4/9/2015 9:19 | 85.5 | 7.54 | 6.21 | 85.5 |
| 4/9/2015 9:19 | 86.0 | 7.53 | 6.22 | 86.0 |
| 4/9/2015 9:19 | 86.5 | 7.53 | 6.22 | 86.5 |
| 4/9/2015 9:19 | 87.0 | 7.53 | 6.24 | 87.0 |
| 4/9/2015 9:19 | 87.5 | 7.53 | 6.24 | 87.5 |
| 4/9/2015 9:19 | 88.0 | 7.52 | 6.24 | 88.0 |
| 4/9/2015 9:19 | 88.5 | 7.52 | 6.25 | 88.5 |
| 4/9/2015 9:19 | 89.0 | 7.52 | 6.26 | 89.0 |
| 4/9/2015 9:19 | 89.5 | 7.52 | 6.28 | 89.5 |
| 4/9/2015 9:19 | 90.0 | 7.51 | 6.30 | 90.0 |
| 4/9/2015 9:19 | 90.5 | 7.51 | 6.32 | 90.5 |
| 4/9/2015 9:20 | 91.0 | 7.50 | 6.33 | 91.0 |
| 4/9/2015 9:20 | 91.5 | 7.50 | 6.36 | 91.5 |

| | | | | |
|---|---|---|---|---|
| 4/9/2015 9:20 | 92.0 | 7.49 | 6.37 | 92.0 |
| 4/9/2015 9:20 | 92.5 | 7.49 | 6.38 | 92.5 |
| 4/9/2015 9:20 | 93.0 | 7.48 | 6.39 | 93.0 |
| 4/9/2015 9:20 | 93.5 | 7.48 | 6.40 | 93.5 |
| 4/9/2015 9:20 | 94.0 | 7.48 | 6.41 | 94.0 |
| 4/9/2015 9:20 | 94.5 | 7.47 | 6.42 | 94.5 |
| 4/9/2015 9:20 | 95.0 | 7.47 | 6.44 | 95.0 |
| 4/9/2015 9:20 | 95.5 | 7.46 | 6.45 | 95.5 |
| 4/9/2015 9:20 | 96.0 | 7.46 | 6.46 | 96.0 |
| 4/9/2015 9:20 | 96.5 | 7.45 | 6.46 | 96.5 |
| 4/9/2015 9:20 | 97.0 | 7.45 | 6.47 | 97.0 |
| 4/9/2015 9:20 | 97.5 | 7.45 | 6.48 | 97.5 |
| 4/9/2015 9:20 | 98.0 | 7.44 | 6.48 | 98.0 |
| 4/9/2015 9:20 | 98.5 | 7.43 | 6.46 | 98.5 |
| 4/9/2015 9:20 | 99.0 | 7.42 | 6.42 | 99.0 |
| 4/9/2015 9:20 | 99.5 | 7.42 | 6.41 | 99.5 |
| 4/9/2015 9:20 | 100.0 | 7.41 | 6.40 | 100.0 |
| 4/9/2015 9:20 | 100.5 | 7.41 | 6.39 | 100.5 |
| 4/9/2015 9:20 | 101.0 | 7.41 | 6.37 | 101.0 |
| 4/9/2015 9:20 | 101.5 | 7.41 | 6.37 | 101.5 |
| 4/9/2015 9:20 | 102.0 | 7.41 | 6.36 | 102.0 |
| 4/9/2015 9:20 | 102.5 | 7.41 | 6.36 | 102.5 |
| 4/9/2015 9:20 | 103.0 | 7.41 | 6.35 | 103.0 |
| 4/9/2015 9:20 | 103.5 | 7.41 | 6.32 | 103.5 |
| 4/9/2015 9:20 | 104.0 | 7.41 | 6.33 | 104.0 |
| 4/9/2015 9:20 | 104.5 | 7.40 | 6.34 | 104.5 |
| 4/9/2015 9:20 | 105.0 | 7.40 | 6.36 | 105.0 |
| 4/9/2015 9:20 | 105.5 | 7.40 | 6.34 | 105.5 |
| 4/9/2015 9:20 | 106.0 | 7.39 | 6.34 | 106.0 |
| 4/9/2015 9:20 | 106.5 | 7.38 | 6.39 | 106.5 |
| 4/9/2015 9:20 | 107.0 | 7.37 | 6.33 | 107.0 |
| 4/9/2015 9:20 | 107.5 | 7.36 | 6.27 | 107.5 |
| 4/9/2015 9:20 | 108.0 | 7.35 | 6.21 | 108.0 |
| 4/9/2015 9:20 | 108.5 | 7.35 | 6.15 | 108.5 |
| 4/9/2015 9:20 | 109.0 | 7.34 | 6.11 | 109.0 |
| 4/9/2015 9:20 | 109.5 | 7.34 | 6.09 | 109.5 |
| 4/9/2015 9:20 | 110.0 | 7.34 | 6.07 | 110.0 |
| 4/9/2015 9:20 | 110.5 | 7.33 | 6.05 | 110.5 |
| 4/9/2015 9:20 | 111.0 | 7.33 | 6.02 | 111.0 |
| 4/9/2015 9:21 | 111.5 | 7.33 | 5.99 | 111.5 |
| 4/9/2015 9:21 | 112.0 | 7.33 | 5.92 | 112.0 |
| 4/9/2015 9:21 | 112.5 | 7.32 | 5.88 | 112.5 |
| 4/9/2015 9:21 | 113.0 | 7.31 | 5.86 | 113.0 |
| 4/9/2015 9:21 | 113.5 | 7.31 | 5.83 | 113.5 |
| 4/9/2015 9:21 | 114.0 | 7.31 | 5.80 | 114.0 |
| 4/9/2015 9:21 | 114.5 | 7.30 | 5.79 | 114.5 |

| | | | | |
|---|---|---|---|---|
| 4/9/2015 9:21 | 115.0 | 7.30 | 5.79 | 115.0 |
| 4/9/2015 9:21 | 115.5 | 7.30 | 5.78 | 115.5 |
| 4/9/2015 9:21 | 116.0 | 7.30 | 5.78 | 116.0 |
| 4/9/2015 9:21 | 116.5 | 7.30 | 5.74 | 116.5 |
| 4/9/2015 9:21 | 117.0 | 7.30 | 5.64 | 117.0 |
| 4/9/2015 9:21 | 117.5 | 7.30 | 5.60 | 117.5 |
| 4/9/2015 9:21 | 118.0 | 7.30 | 5.59 | 118.0 |
| 4/9/2015 9:21 | 118.5 | 7.30 | 5.58 | 118.5 |
| 4/9/2015 9:21 | 119.0 | 7.30 | 5.58 | 119.0 |
| 4/9/2015 9:21 | 119.5 | 7.30 | 5.45 | 119.5 |
| 4/9/2015 9:21 | 120.0 | 7.30 | 5.39 | 120.0 |
| 4/9/2015 9:21 | 120.5 | 7.31 | 5.41 | 120.5 |
| 4/9/2015 9:21 | 121.0 | 7.30 | 5.31 | 121.0 |
| 4/9/2015 9:22 | 121.5 | 7.31 | 5.31 | 121.5 |
| 4/9/2015 9:22 | 122.0 | 7.31 | 5.40 | 122.0 |

| Date | Depth (m) | T °C | DO mg/L | Depth (m) |
|---|---|---|---|---|
| 5/12/2015 11:07 | 0.1 | 17.37 | 10.31 | 0.1 |
| 5/12/2015 11:07 | 0.5 | 17.37 | 10.20 | 0.5 |
| 5/12/2015 11:07 | 1.0 | 16.82 | 10.32 | 1.0 |
| 5/12/2015 11:07 | 1.5 | 16.77 | 10.35 | 1.5 |
| 5/12/2015 11:07 | 2.0 | 16.73 | 10.35 | 2.0 |
| 5/12/2015 11:07 | 2.5 | 16.70 | 10.37 | 2.5 |
| 5/12/2015 11:07 | 3.0 | 16.67 | 10.36 | 3.0 |
| 5/12/2015 11:07 | 3.5 | 16.64 | 10.34 | 3.5 |
| 5/12/2015 11:07 | 4.0 | 16.61 | 10.35 | 4.0 |
| 5/12/2015 11:07 | 4.5 | 16.53 | 10.30 | 4.5 |
| 5/12/2015 11:07 | 5.0 | 16.43 | 10.25 | 5.0 |
| 5/12/2015 11:07 | 5.5 | 16.27 | 10.29 | 5.5 |
| 5/12/2015 11:07 | 6.0 | 15.95 | 10.38 | 6.0 |
| 5/12/2015 11:07 | 6.5 | 15.64 | 10.46 | 6.5 |
| 5/12/2015 11:07 | 7.0 | 15.47 | 10.51 | 7.0 |
| 5/12/2015 11:07 | 7.5 | 15.36 | 10.53 | 7.5 |
| 5/12/2015 11:07 | 8.0 | 15.24 | 10.52 | 8.0 |
| 5/12/2015 11:07 | 8.5 | 15.13 | 10.51 | 8.5 |
| 5/12/2015 11:07 | 9.0 | 15.03 | 10.54 | 9.0 |
| 5/12/2015 11:07 | 9.5 | 14.85 | 10.59 | 9.5 |
| 5/12/2015 11:07 | 10.0 | 14.67 | 10.63 | 10.0 |
| 5/12/2015 11:07 | 10.5 | 14.53 | 10.66 | 10.5 |
| 5/12/2015 11:07 | 11.0 | 14.41 | 10.63 | 11.0 |
| 5/12/2015 11:07 | 11.5 | 14.25 | 10.59 | 11.5 |
| 5/12/2015 11:07 | 12.0 | 14.03 | 10.56 | 12.0 |
| 5/12/2015 11:07 | 12.5 | 13.75 | 10.52 | 12.5 |
| 5/12/2015 11:07 | 13.0 | 13.56 | 10.48 | 13.0 |
| 5/12/2015 11:07 | 13.5 | 13.31 | 10.46 | 13.5 |
| 5/12/2015 11:07 | 14.0 | 12.97 | 10.48 | 14.0 |
| 5/12/2015 11:07 | 14.5 | 12.77 | 10.44 | 14.5 |
| 5/12/2015 11:07 | 15.0 | 12.63 | 10.34 | 15.0 |
| 5/12/2015 11:07 | 15.5 | 12.49 | 10.22 | 15.5 |
| 5/12/2015 11:07 | 16.0 | 12.26 | 10.13 | 16.0 |
| 5/12/2015 11:07 | 16.5 | 12.01 | 10.07 | 16.5 |
| 5/12/2015 11:07 | 17.0 | 11.83 | 10.06 | 17.0 |
| 5/12/2015 11:07 | 17.5 | 11.69 | 10.01 | 17.5 |
| 5/12/2015 11:07 | 18.0 | 11.58 | 9.89 | 18.0 |
| 5/12/2015 11:07 | 18.5 | 11.49 | 9.78 | 18.5 |
| 5/12/2015 11:07 | 19.0 | 11.31 | 9.70 | 19.0 |
| 5/12/2015 11:07 | 19.5 | 11.08 | 9.66 | 19.5 |
| 5/12/2015 11:07 | 20.0 | 10.94 | 9.63 | 20.0 |
| 5/12/2015 11:07 | 20.5 | 10.80 | 9.58 | 20.5 |
| 5/12/2015 11:07 | 21.0 | 10.69 | 9.55 | 21.0 |
| 5/12/2015 11:07 | 21.5 | 10.61 | 9.51 | 21.5 |
| 5/12/2015 11:08 | 22.0 | 10.50 | 9.48 | 22.0 |

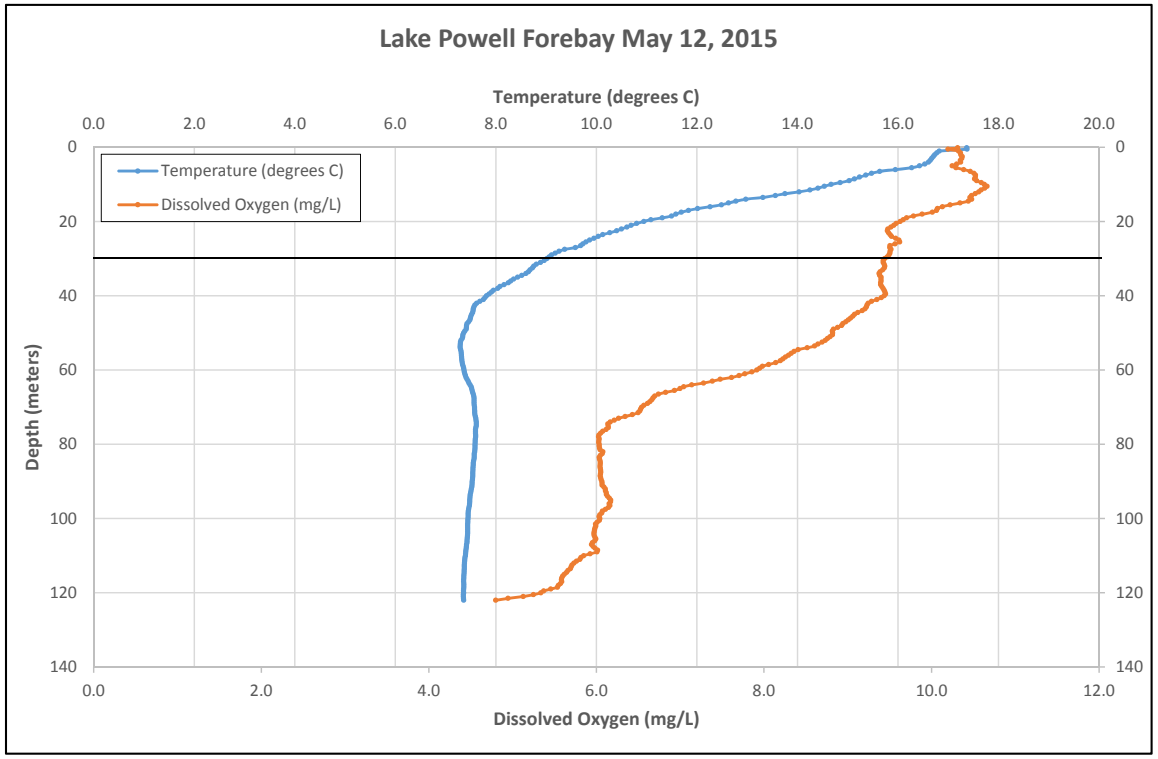


| Depth (m) | DO (mg/L) | Temp. (°C) |
|---|---|---|
| 0 to 30 | 9.4 to 10.7 | 9.0 to 16.8 |

| | | | | |
|---|---|---|---|---|
| 5/12/2015 11:08 | 22.5 | 10.40 | 9.47 | 22.5 |
| 5/12/2015 11:08 | 23.0 | 10.27 | 9.49 | 23.0 |
| 5/12/2015 11:08 | 23.5 | 10.13 | 9.51 | 23.5 |
| 5/12/2015 11:08 | 24.0 | 10.04 | 9.52 | 24.0 |
| 5/12/2015 11:08 | 24.5 | 9.95 | 9.57 | 24.5 |
| 5/12/2015 11:08 | 25.0 | 9.86 | 9.61 | 25.0 |
| 5/12/2015 11:08 | 25.5 | 9.79 | 9.62 | 25.5 |
| 5/12/2015 11:08 | 26.0 | 9.73 | 9.56 | 26.0 |
| 5/12/2015 11:08 | 26.5 | 9.69 | 9.50 | 26.5 |
| 5/12/2015 11:08 | 27.0 | 9.58 | 9.50 | 27.0 |
| 5/12/2015 11:08 | 27.5 | 9.37 | 9.52 | 27.5 |
| 5/12/2015 11:08 | 28.0 | 9.26 | 9.51 | 28.0 |
| 5/12/2015 11:08 | 28.5 | 9.18 | 9.50 | 28.5 |
| 5/12/2015 11:08 | 29.0 | 9.11 | 9.49 | 29.0 |
| 5/12/2015 11:08 | 29.5 | 9.06 | 9.47 | 29.5 |
| 5/12/2015 11:08 | 30.0 | 9.01 | 9.44 | 30.0 |
| 5/12/2015 11:08 | 30.5 | 8.96 | 9.42 | 30.5 |
| 5/12/2015 11:08 | 31.0 | 8.89 | 9.42 | 31.0 |
| 5/12/2015 11:08 | 31.5 | 8.80 | 9.44 | 31.5 |
| 5/12/2015 11:08 | 32.0 | 8.75 | 9.44 | 32.0 |
| 5/12/2015 11:08 | 32.5 | 8.73 | 9.44 | 32.5 |
| 5/12/2015 11:08 | 33.0 | 8.68 | 9.42 | 33.0 |
| 5/12/2015 11:08 | 33.5 | 8.65 | 9.39 | 33.5 |
| 5/12/2015 11:08 | 34.0 | 8.60 | 9.37 | 34.0 |
| 5/12/2015 11:08 | 34.5 | 8.52 | 9.38 | 34.5 |
| 5/12/2015 11:08 | 35.0 | 8.43 | 9.40 | 35.0 |
| 5/12/2015 11:08 | 35.5 | 8.35 | 9.40 | 35.5 |
| 5/12/2015 11:08 | 36.0 | 8.30 | 9.40 | 36.0 |
| 5/12/2015 11:08 | 36.5 | 8.25 | 9.39 | 36.5 |
| 5/12/2015 11:08 | 37.0 | 8.16 | 9.39 | 37.0 |
| 5/12/2015 11:08 | 37.5 | 8.08 | 9.41 | 37.5 |
| 5/12/2015 11:08 | 38.0 | 8.04 | 9.42 | 38.0 |
| 5/12/2015 11:08 | 38.5 | 7.95 | 9.43 | 38.5 |
| 5/12/2015 11:08 | 39.0 | 7.91 | 9.45 | 39.0 |
| 5/12/2015 11:08 | 39.5 | 7.87 | 9.45 | 39.5 |
| 5/12/2015 11:08 | 40.0 | 7.82 | 9.44 | 40.0 |
| 5/12/2015 11:08 | 40.5 | 7.78 | 9.40 | 40.5 |
| 5/12/2015 11:08 | 41.0 | 7.75 | 9.35 | 41.0 |
| 5/12/2015 11:08 | 41.5 | 7.68 | 9.28 | 41.5 |
| 5/12/2015 11:08 | 42.0 | 7.62 | 9.24 | 42.0 |
| 5/12/2015 11:08 | 42.5 | 7.58 | 9.23 | 42.5 |
| 5/12/2015 11:08 | 43.0 | 7.56 | 9.22 | 43.0 |
| 5/12/2015 11:08 | 43.5 | 7.55 | 9.21 | 43.5 |
| 5/12/2015 11:08 | 44.0 | 7.55 | 9.17 | 44.0 |
| 5/12/2015 11:08 | 44.5 | 7.54 | 9.12 | 44.5 |
| 5/12/2015 11:08 | 45.0 | 7.52 | 9.08 | 45.0 |

| | | | | |
|---|---|---|---|---|
| 5/12/2015 11:08 | 45.5 | 7.50 | 9.06 | 45.5 |
| 5/12/2015 11:08 | 46.0 | 7.49 | 9.03 | 46.0 |
| 5/12/2015 11:08 | 46.5 | 7.48 | 9.01 | 46.5 |
| 5/12/2015 11:08 | 47.0 | 7.46 | 8.98 | 47.0 |
| 5/12/2015 11:08 | 47.5 | 7.43 | 8.94 | 47.5 |
| 5/12/2015 11:08 | 48.0 | 7.42 | 8.93 | 48.0 |
| 5/12/2015 11:08 | 48.5 | 7.41 | 8.88 | 48.5 |
| 5/12/2015 11:08 | 49.0 | 7.41 | 8.83 | 49.0 |
| 5/12/2015 11:09 | 49.5 | 7.38 | 8.82 | 49.5 |
| 5/12/2015 11:09 | 50.0 | 7.36 | 8.82 | 50.0 |
| 5/12/2015 11:09 | 50.5 | 7.34 | 8.82 | 50.5 |
| 5/12/2015 11:09 | 51.0 | 7.34 | 8.79 | 51.0 |
| 5/12/2015 11:09 | 51.5 | 7.33 | 8.76 | 51.5 |
| 5/12/2015 11:09 | 52.0 | 7.31 | 8.73 | 52.0 |
| 5/12/2015 11:09 | 52.5 | 7.30 | 8.69 | 52.5 |
| 5/12/2015 11:09 | 53.0 | 7.29 | 8.64 | 53.0 |
| 5/12/2015 11:09 | 53.5 | 7.29 | 8.60 | 53.5 |
| 5/12/2015 11:09 | 54.0 | 7.29 | 8.52 | 54.0 |
| 5/12/2015 11:09 | 54.5 | 7.30 | 8.41 | 54.5 |
| 5/12/2015 11:09 | 55.0 | 7.31 | 8.36 | 55.0 |
| 5/12/2015 11:09 | 55.5 | 7.31 | 8.33 | 55.5 |
| 5/12/2015 11:09 | 56.0 | 7.31 | 8.29 | 56.0 |
| 5/12/2015 11:09 | 56.5 | 7.32 | 8.26 | 56.5 |
| 5/12/2015 11:09 | 57.0 | 7.32 | 8.23 | 57.0 |
| 5/12/2015 11:09 | 57.5 | 7.33 | 8.20 | 57.5 |
| 5/12/2015 11:09 | 58.0 | 7.33 | 8.14 | 58.0 |
| 5/12/2015 11:09 | 58.5 | 7.34 | 8.06 | 58.5 |
| 5/12/2015 11:09 | 59.0 | 7.35 | 7.98 | 59.0 |
| 5/12/2015 11:09 | 59.5 | 7.36 | 7.95 | 59.5 |
| 5/12/2015 11:09 | 60.0 | 7.37 | 7.91 | 60.0 |
| 5/12/2015 11:09 | 60.5 | 7.37 | 7.86 | 60.5 |
| 5/12/2015 11:09 | 61.0 | 7.38 | 7.77 | 61.0 |
| 5/12/2015 11:09 | 61.5 | 7.40 | 7.70 | 61.5 |
| 5/12/2015 11:09 | 62.0 | 7.41 | 7.61 | 62.0 |
| 5/12/2015 11:09 | 62.5 | 7.43 | 7.48 | 62.5 |
| 5/12/2015 11:09 | 63.0 | 7.45 | 7.38 | 63.0 |
| 5/12/2015 11:09 | 63.5 | 7.47 | 7.28 | 63.5 |
| 5/12/2015 11:09 | 64.0 | 7.49 | 7.14 | 64.0 |
| 5/12/2015 11:09 | 64.5 | 7.51 | 7.04 | 64.5 |
| 5/12/2015 11:09 | 65.0 | 7.52 | 7.00 | 65.0 |
| 5/12/2015 11:09 | 65.5 | 7.53 | 6.93 | 65.5 |
| 5/12/2015 11:09 | 66.0 | 7.54 | 6.83 | 66.0 |
| 5/12/2015 11:09 | 66.5 | 7.55 | 6.74 | 66.5 |
| 5/12/2015 11:09 | 67.0 | 7.56 | 6.70 | 67.0 |
| 5/12/2015 11:09 | 67.5 | 7.57 | 6.68 | 67.5 |
| 5/12/2015 11:09 | 68.0 | 7.57 | 6.66 | 68.0 |

| | | | | |
|---|---|---|---|---|
| 5/12/2015 11:09 | 68.5 | 7.57 | 6.64 | 68.5 |
| 5/12/2015 11:09 | 69.0 | 7.57 | 6.61 | 69.0 |
| 5/12/2015 11:09 | 69.5 | 7.57 | 6.57 | 69.5 |
| 5/12/2015 11:09 | 70.0 | 7.58 | 6.54 | 70.0 |
| 5/12/2015 11:09 | 70.5 | 7.58 | 6.53 | 70.5 |
| 5/12/2015 11:09 | 71.0 | 7.58 | 6.52 | 71.0 |
| 5/12/2015 11:09 | 71.5 | 7.58 | 6.50 | 71.5 |
| 5/12/2015 11:09 | 72.0 | 7.58 | 6.43 | 72.0 |
| 5/12/2015 11:09 | 72.5 | 7.59 | 6.34 | 72.5 |
| 5/12/2015 11:09 | 73.0 | 7.60 | 6.27 | 73.0 |
| 5/12/2015 11:09 | 73.5 | 7.61 | 6.21 | 73.5 |
| 5/12/2015 11:09 | 74.0 | 7.61 | 6.17 | 74.0 |
| 5/12/2015 11:09 | 74.5 | 7.61 | 6.14 | 74.5 |
| 5/12/2015 11:09 | 75.0 | 7.61 | 6.14 | 75.0 |
| 5/12/2015 11:10 | 75.5 | 7.60 | 6.14 | 75.5 |
| 5/12/2015 11:10 | 76.0 | 7.60 | 6.12 | 76.0 |
| 5/12/2015 11:10 | 76.5 | 7.60 | 6.08 | 76.5 |
| 5/12/2015 11:10 | 77.0 | 7.60 | 6.05 | 77.0 |
| 5/12/2015 11:10 | 77.5 | 7.60 | 6.03 | 77.5 |
| 5/12/2015 11:10 | 78.0 | 7.60 | 6.03 | 78.0 |
| 5/12/2015 11:10 | 78.5 | 7.59 | 6.03 | 78.5 |
| 5/12/2015 11:10 | 79.0 | 7.59 | 6.03 | 79.0 |
| 5/12/2015 11:10 | 79.5 | 7.59 | 6.03 | 79.5 |
| 5/12/2015 11:10 | 80.0 | 7.59 | 6.03 | 80.0 |
| 5/12/2015 11:10 | 80.5 | 7.59 | 6.03 | 80.5 |
| 5/12/2015 11:10 | 81.0 | 7.59 | 6.04 | 81.0 |
| 5/12/2015 11:10 | 81.5 | 7.58 | 6.05 | 81.5 |
| 5/12/2015 11:10 | 82.0 | 7.58 | 6.08 | 82.0 |
| 5/12/2015 11:10 | 82.5 | 7.57 | 6.07 | 82.5 |
| 5/12/2015 11:10 | 83.0 | 7.57 | 6.05 | 83.0 |
| 5/12/2015 11:10 | 83.5 | 7.57 | 6.03 | 83.5 |
| 5/12/2015 11:10 | 84.0 | 7.57 | 6.04 | 84.0 |
| 5/12/2015 11:10 | 84.5 | 7.56 | 6.04 | 84.5 |
| 5/12/2015 11:10 | 85.0 | 7.55 | 6.05 | 85.0 |
| 5/12/2015 11:10 | 85.5 | 7.55 | 6.05 | 85.5 |
| 5/12/2015 11:10 | 86.0 | 7.55 | 6.04 | 86.0 |
| 5/12/2015 11:10 | 86.5 | 7.54 | 6.05 | 86.5 |
| 5/12/2015 11:10 | 87.0 | 7.54 | 6.05 | 87.0 |
| 5/12/2015 11:10 | 87.5 | 7.54 | 6.05 | 87.5 |
| 5/12/2015 11:10 | 88.0 | 7.54 | 6.05 | 88.0 |
| 5/12/2015 11:10 | 88.5 | 7.54 | 6.05 | 88.5 |
| 5/12/2015 11:10 | 89.0 | 7.54 | 6.05 | 89.0 |
| 5/12/2015 11:10 | 89.5 | 7.53 | 6.06 | 89.5 |
| 5/12/2015 11:10 | 90.0 | 7.53 | 6.07 | 90.0 |
| 5/12/2015 11:10 | 90.5 | 7.53 | 6.07 | 90.5 |
| 5/12/2015 11:10 | 91.0 | 7.53 | 6.07 | 91.0 |

| | | | | |
|---|---|---|---|---|
| 5/12/2015 11:10 | 91.5 | 7.52 | 6.09 | 91.5 |
| 5/12/2015 11:10 | 92.0 | 7.51 | 6.11 | 92.0 |
| 5/12/2015 11:10 | 92.5 | 7.51 | 6.11 | 92.5 |
| 5/12/2015 11:10 | 93.0 | 7.50 | 6.12 | 93.0 |
| 5/12/2015 11:10 | 93.5 | 7.49 | 6.12 | 93.5 |
| 5/12/2015 11:10 | 94.0 | 7.49 | 6.13 | 94.0 |
| 5/12/2015 11:10 | 94.5 | 7.48 | 6.15 | 94.5 |
| 5/12/2015 11:10 | 95.0 | 7.48 | 6.17 | 95.0 |
| 5/12/2015 11:10 | 95.5 | 7.48 | 6.17 | 95.5 |
| 5/12/2015 11:10 | 96.0 | 7.48 | 6.15 | 96.0 |
| 5/12/2015 11:10 | 96.5 | 7.47 | 6.16 | 96.5 |
| 5/12/2015 11:10 | 97.0 | 7.47 | 6.14 | 97.0 |
| 5/12/2015 11:10 | 97.5 | 7.46 | 6.11 | 97.5 |
| 5/12/2015 11:10 | 98.0 | 7.45 | 6.07 | 98.0 |
| 5/12/2015 11:10 | 98.5 | 7.45 | 6.06 | 98.5 |
| 5/12/2015 11:11 | 99.0 | 7.45 | 6.04 | 99.0 |
| 5/12/2015 11:11 | 99.5 | 7.45 | 6.03 | 99.5 |
| 5/12/2015 11:11 | 100.0 | 7.45 | 6.04 | 100.0 |
| 5/12/2015 11:11 | 100.5 | 7.44 | 6.04 | 100.5 |
| 5/12/2015 11:11 | 101.0 | 7.44 | 6.01 | 101.0 |
| 5/12/2015 11:11 | 101.5 | 7.44 | 5.99 | 101.5 |
| 5/12/2015 11:11 | 102.0 | 7.44 | 5.99 | 102.0 |
| 5/12/2015 11:11 | 102.5 | 7.44 | 5.98 | 102.5 |
| 5/12/2015 11:11 | 103.0 | 7.44 | 5.98 | 103.0 |
| 5/12/2015 11:11 | 103.5 | 7.44 | 5.98 | 103.5 |
| 5/12/2015 11:11 | 104.0 | 7.44 | 5.97 | 104.0 |
| 5/12/2015 11:11 | 104.5 | 7.44 | 5.97 | 104.5 |
| 5/12/2015 11:11 | 105.0 | 7.43 | 5.98 | 105.0 |
| 5/12/2015 11:11 | 105.5 | 7.43 | 5.99 | 105.5 |
| 5/12/2015 11:11 | 106.0 | 7.43 | 5.98 | 106.0 |
| 5/12/2015 11:11 | 106.5 | 7.43 | 5.95 | 106.5 |
| 5/12/2015 11:11 | 107.0 | 7.42 | 5.94 | 107.0 |
| 5/12/2015 11:11 | 107.5 | 7.41 | 5.96 | 107.5 |
| 5/12/2015 11:11 | 108.0 | 7.41 | 5.98 | 108.0 |
| 5/12/2015 11:11 | 108.5 | 7.41 | 6.02 | 108.5 |
| 5/12/2015 11:11 | 109.0 | 7.40 | 6.01 | 109.0 |
| 5/12/2015 11:11 | 109.5 | 7.40 | 5.92 | 109.5 |
| 5/12/2015 11:11 | 110.0 | 7.39 | 5.85 | 110.0 |
| 5/12/2015 11:11 | 110.5 | 7.38 | 5.82 | 110.5 |
| 5/12/2015 11:11 | 111.0 | 7.38 | 5.80 | 111.0 |
| 5/12/2015 11:11 | 111.5 | 7.38 | 5.76 | 111.5 |
| 5/12/2015 11:11 | 112.0 | 7.37 | 5.73 | 112.0 |
| 5/12/2015 11:11 | 112.5 | 7.37 | 5.71 | 112.5 |
| 5/12/2015 11:11 | 113.0 | 7.37 | 5.70 | 113.0 |
| 5/12/2015 11:11 | 113.5 | 7.37 | 5.69 | 113.5 |
| 5/12/2015 11:11 | 114.0 | 7.37 | 5.66 | 114.0 |

| | | | | |
|---|---|---|---|---|
| 5/12/2015 11:11 | 114.5 | 7.37 | 5.64 | 114.5 |
| 5/12/2015 11:11 | 115.0 | 7.37 | 5.62 | 115.0 |
| 5/12/2015 11:11 | 115.5 | 7.36 | 5.60 | 115.5 |
| 5/12/2015 11:11 | 116.0 | 7.36 | 5.59 | 116.0 |
| 5/12/2015 11:11 | 116.5 | 7.36 | 5.58 | 116.5 |
| 5/12/2015 11:11 | 117.0 | 7.36 | 5.59 | 117.0 |
| 5/12/2015 11:11 | 117.5 | 7.36 | 5.57 | 117.5 |
| 5/12/2015 11:12 | 118.0 | 7.36 | 5.55 | 118.0 |
| 5/12/2015 11:12 | 118.5 | 7.36 | 5.53 | 118.5 |
| 5/12/2015 11:12 | 119.0 | 7.36 | 5.45 | 119.0 |
| 5/12/2015 11:12 | 119.5 | 7.36 | 5.37 | 119.5 |
| 5/12/2015 11:12 | 120.0 | 7.36 | 5.34 | 120.0 |
| 5/12/2015 11:12 | 120.5 | 7.35 | 5.25 | 120.5 |
| 5/12/2015 11:12 | 121.0 | 7.35 | 5.13 | 121.0 |
| 5/12/2015 11:12 | 121.5 | 7.36 | 4.95 | 121.5 |
| 5/12/2015 11:13 | 122.0 | 7.36 | 4.80 | 122.0 |

| Date | Depth (m) | T °C | DO mg/L | Depth (m) |
|---|---|---|---|---|
| 6/26/2015 15:58 | 1.0 | 27.40 | 8.26 | 1.0 |
| 6/26/2015 15:58 | 1.5 | 27.15 | 8.31 | 1.5 |
| 6/26/2015 15:58 | 2.0 | 26.88 | 8.45 | 2.0 |
| 6/26/2015 15:58 | 2.5 | 26.58 | 8.78 | 2.5 |
| 6/26/2015 15:58 | 3.0 | 26.21 | 9.09 | 3.0 |
| 6/26/2015 15:58 | 3.5 | 25.76 | 9.37 | 3.5 |
| 6/26/2015 15:58 | 4.0 | 25.36 | 9.69 | 4.0 |
| 6/26/2015 15:58 | 4.5 | 24.75 | 10.03 | 4.5 |
| 6/26/2015 15:58 | 5.0 | 23.94 | 10.18 | 5.0 |
| 6/26/2015 15:58 | 5.5 | 23.04 | 10.30 | 5.5 |
| 6/26/2015 15:58 | 6.0 | 22.19 | 10.40 | 6.0 |
| 6/26/2015 15:58 | 6.5 | 21.80 | 10.39 | 6.5 |
| 6/26/2015 15:58 | 7.0 | 21.45 | 10.41 | 7.0 |
| 6/26/2015 15:58 | 7.5 | 21.10 | 10.41 | 7.5 |
| 6/26/2015 15:58 | 8.0 | 20.83 | 10.40 | 8.0 |
| 6/26/2015 15:58 | 8.5 | 20.59 | 10.34 | 8.5 |
| 6/26/2015 15:58 | 9.0 | 20.36 | 10.28 | 9.0 |
| 6/26/2015 15:58 | 9.5 | 20.01 | 10.26 | 9.5 |
| 6/26/2015 15:58 | 10.0 | 19.70 | 10.25 | 10.0 |
| 6/26/2015 15:58 | 10.5 | 19.36 | 10.22 | 10.5 |
| 6/26/2015 15:58 | 11.0 | 19.03 | 10.12 | 11.0 |
| 6/26/2015 15:58 | 11.5 | 18.77 | 9.97 | 11.5 |
| 6/26/2015 15:58 | 12.0 | 18.53 | 9.72 | 12.0 |
| 6/26/2015 15:58 | 12.5 | 18.28 | 9.41 | 12.5 |
| 6/26/2015 15:58 | 13.0 | 18.01 | 9.13 | 13.0 |
| 6/26/2015 15:58 | 13.5 | 17.72 | 8.92 | 13.5 |
| 6/26/2015 15:58 | 14.0 | 17.50 | 8.79 | 14.0 |
| 6/26/2015 15:58 | 14.5 | 17.29 | 8.67 | 14.5 |
| 6/26/2015 15:58 | 15.0 | 17.10 | 8.55 | 15.0 |
| 6/26/2015 15:58 | 15.5 | 16.98 | 8.45 | 15.5 |
| 6/26/2015 15:58 | 16.0 | 16.83 | 8.35 | 16.0 |
| 6/26/2015 15:58 | 16.5 | 16.73 | 8.28 | 16.5 |
| 6/26/2015 15:58 | 17.0 | 16.63 | 8.18 | 17.0 |
| 6/26/2015 15:58 | 17.5 | 16.51 | 8.09 | 17.5 |
| 6/26/2015 15:58 | 18.0 | 16.34 | 8.04 | 18.0 |
| 6/26/2015 15:58 | 18.5 | 16.12 | 7.99 | 18.5 |
| 6/26/2015 15:58 | 19.0 | 15.96 | 8.00 | 19.0 |
| 6/26/2015 15:58 | 19.5 | 15.80 | 8.03 | 19.5 |
| 6/26/2015 15:58 | 20.0 | 15.59 | 8.05 | 20.0 |
| 6/26/2015 15:58 | 20.5 | 15.44 | 8.04 | 20.5 |
| 6/26/2015 15:58 | 21.0 | 15.26 | 8.07 | 21.0 |
| 6/26/2015 15:58 | 21.5 | 15.01 | 8.12 | 21.5 |
| 6/26/2015 15:58 | 22.0 | 14.81 | 8.14 | 22.0 |
| 6/26/2015 15:58 | 22.5 | 14.69 | 8.14 | 22.5 |
| 6/26/2015 15:58 | 23.0 | 14.58 | 8.14 | 23.0 |

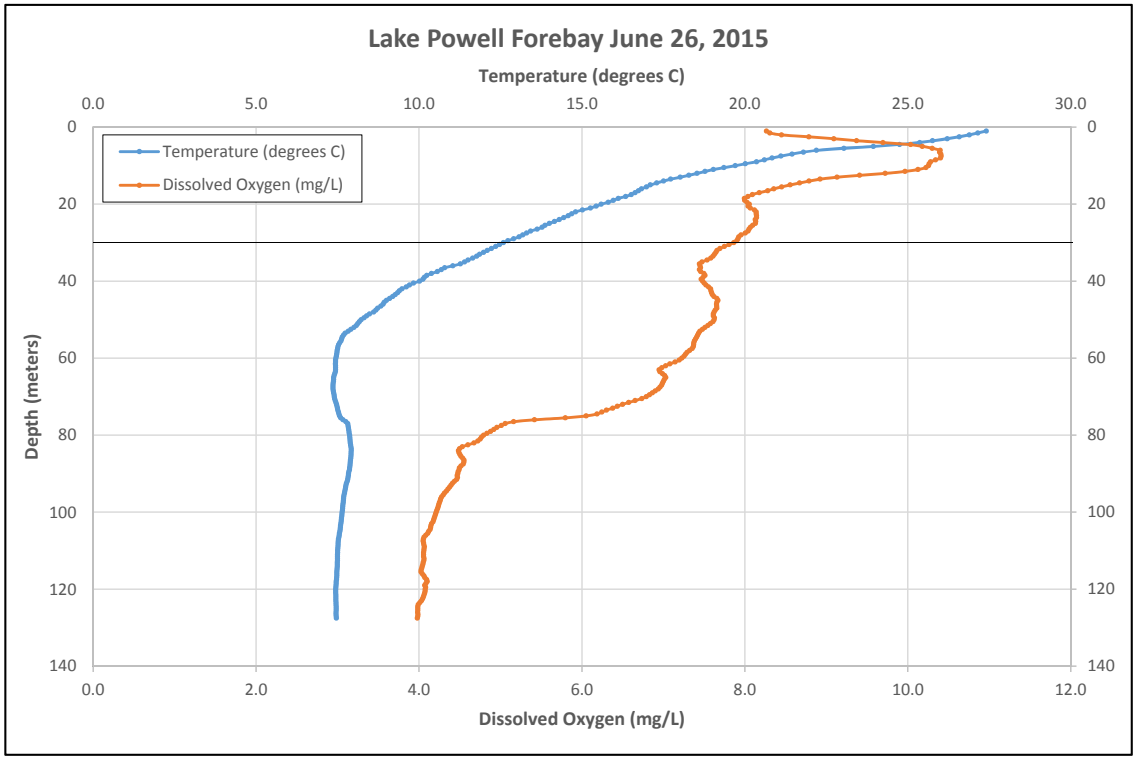


| Depth (m) | DO (mg/L) | Temp. (°C) |
|---|---|---|
| 0 to 30 | 7.9 to 10.4 | 12.6 to 27.4 |

| | | | | |
|---|---|---|---|---|
| 6/26/2015 15:58 | 23.5 | 14.44 | 8.14 | 23.5 |
| 6/26/2015 15:58 | 24.0 | 14.30 | 8.13 | 24.0 |
| 6/26/2015 15:58 | 24.5 | 14.16 | 8.13 | 24.5 |
| 6/26/2015 15:58 | 25.0 | 14.00 | 8.13 | 25.0 |
| 6/26/2015 15:59 | 25.5 | 13.87 | 8.10 | 25.5 |
| 6/26/2015 15:59 | 26.0 | 13.78 | 8.07 | 26.0 |
| 6/26/2015 15:59 | 26.5 | 13.62 | 8.05 | 26.5 |
| 6/26/2015 15:59 | 27.0 | 13.42 | 8.04 | 27.0 |
| 6/26/2015 15:59 | 27.5 | 13.30 | 8.01 | 27.5 |
| 6/26/2015 15:59 | 28.0 | 13.18 | 7.95 | 28.0 |
| 6/26/2015 15:59 | 28.5 | 13.07 | 7.92 | 28.5 |
| 6/26/2015 15:59 | 29.0 | 12.90 | 7.92 | 29.0 |
| 6/26/2015 15:59 | 29.5 | 12.73 | 7.90 | 29.5 |
| 6/26/2015 15:59 | 30.0 | 12.59 | 7.86 | 30.0 |
| 6/26/2015 15:59 | 30.5 | 12.47 | 7.81 | 30.5 |
| 6/26/2015 15:59 | 31.0 | 12.35 | 7.75 | 31.0 |
| 6/26/2015 15:59 | 31.5 | 12.22 | 7.69 | 31.5 |
| 6/26/2015 15:59 | 32.0 | 12.09 | 7.66 | 32.0 |
| 6/26/2015 15:59 | 32.5 | 11.98 | 7.64 | 32.5 |
| 6/26/2015 15:59 | 33.0 | 11.86 | 7.63 | 33.0 |
| 6/26/2015 15:59 | 33.5 | 11.77 | 7.61 | 33.5 |
| 6/26/2015 15:59 | 34.0 | 11.65 | 7.58 | 34.0 |
| 6/26/2015 15:59 | 34.5 | 11.50 | 7.54 | 34.5 |
| 6/26/2015 15:59 | 35.0 | 11.40 | 7.47 | 35.0 |
| 6/26/2015 15:59 | 35.5 | 11.27 | 7.44 | 35.5 |
| 6/26/2015 15:59 | 36.0 | 11.04 | 7.45 | 36.0 |
| 6/26/2015 15:59 | 36.5 | 10.79 | 7.45 | 36.5 |
| 6/26/2015 15:59 | 37.0 | 10.68 | 7.44 | 37.0 |
| 6/26/2015 15:59 | 37.5 | 10.56 | 7.46 | 37.5 |
| 6/26/2015 15:59 | 38.0 | 10.38 | 7.50 | 38.0 |
| 6/26/2015 15:59 | 38.5 | 10.24 | 7.51 | 38.5 |
| 6/26/2015 15:59 | 39.0 | 10.16 | 7.49 | 39.0 |
| 6/26/2015 15:59 | 39.5 | 10.12 | 7.46 | 39.5 |
| 6/26/2015 15:59 | 40.0 | 10.02 | 7.48 | 40.0 |
| 6/26/2015 15:59 | 40.5 | 9.83 | 7.50 | 40.5 |
| 6/26/2015 15:59 | 41.0 | 9.71 | 7.52 | 41.0 |
| 6/26/2015 15:59 | 41.5 | 9.61 | 7.55 | 41.5 |
| 6/26/2015 15:59 | 42.0 | 9.47 | 7.58 | 42.0 |
| 6/26/2015 15:59 | 42.5 | 9.40 | 7.58 | 42.5 |
| 6/26/2015 15:59 | 43.0 | 9.35 | 7.59 | 43.0 |
| 6/26/2015 15:59 | 43.5 | 9.27 | 7.60 | 43.5 |
| 6/26/2015 15:59 | 44.0 | 9.19 | 7.62 | 44.0 |
| 6/26/2015 15:59 | 44.5 | 9.10 | 7.66 | 44.5 |
| 6/26/2015 15:59 | 45.0 | 9.00 | 7.67 | 45.0 |
| 6/26/2015 15:59 | 45.5 | 8.93 | 7.66 | 45.5 |
| 6/26/2015 15:59 | 46.0 | 8.90 | 7.65 | 46.0 |

| | | | | |
|---|---|---|---|---|
| 6/26/2015 15:59 | 46.5 | 8.83 | 7.65 | 46.5 |
| 6/26/2015 15:59 | 47.0 | 8.73 | 7.66 | 47.0 |
| 6/26/2015 15:59 | 47.5 | 8.68 | 7.64 | 47.5 |
| 6/26/2015 15:59 | 48.0 | 8.61 | 7.62 | 48.0 |
| 6/26/2015 15:59 | 48.5 | 8.48 | 7.61 | 48.5 |
| 6/26/2015 15:59 | 49.0 | 8.39 | 7.61 | 49.0 |
| 6/26/2015 15:59 | 49.5 | 8.31 | 7.63 | 49.5 |
| 6/26/2015 15:59 | 50.0 | 8.23 | 7.62 | 50.0 |
| 6/26/2015 15:59 | 50.5 | 8.17 | 7.61 | 50.5 |
| 6/26/2015 15:59 | 51.0 | 8.12 | 7.58 | 51.0 |
| 6/26/2015 15:59 | 51.5 | 8.07 | 7.55 | 51.5 |
| 6/26/2015 15:59 | 52.0 | 8.00 | 7.51 | 52.0 |
| 6/26/2015 16:00 | 52.5 | 7.91 | 7.48 | 52.5 |
| 6/26/2015 16:00 | 53.0 | 7.83 | 7.45 | 53.0 |
| 6/26/2015 16:00 | 53.5 | 7.74 | 7.43 | 53.5 |
| 6/26/2015 16:00 | 54.0 | 7.68 | 7.42 | 54.0 |
| 6/26/2015 16:00 | 54.5 | 7.64 | 7.41 | 54.5 |
| 6/26/2015 16:00 | 55.0 | 7.63 | 7.39 | 55.0 |
| 6/26/2015 16:00 | 55.5 | 7.61 | 7.38 | 55.5 |
| 6/26/2015 16:00 | 56.0 | 7.57 | 7.37 | 56.0 |
| 6/26/2015 16:00 | 56.5 | 7.53 | 7.37 | 56.5 |
| 6/26/2015 16:00 | 57.0 | 7.51 | 7.37 | 57.0 |
| 6/26/2015 16:00 | 57.5 | 7.50 | 7.35 | 57.5 |
| 6/26/2015 16:00 | 58.0 | 7.49 | 7.32 | 58.0 |
| 6/26/2015 16:00 | 58.5 | 7.48 | 7.29 | 58.5 |
| 6/26/2015 16:00 | 59.0 | 7.47 | 7.27 | 59.0 |
| 6/26/2015 16:00 | 59.5 | 7.46 | 7.25 | 59.5 |
| 6/26/2015 16:00 | 60.0 | 7.45 | 7.23 | 60.0 |
| 6/26/2015 16:00 | 60.5 | 7.44 | 7.19 | 60.5 |
| 6/26/2015 16:00 | 61.0 | 7.44 | 7.14 | 61.0 |
| 6/26/2015 16:00 | 61.5 | 7.44 | 7.08 | 61.5 |
| 6/26/2015 16:00 | 62.0 | 7.44 | 7.03 | 62.0 |
| 6/26/2015 16:00 | 62.5 | 7.44 | 6.98 | 62.5 |
| 6/26/2015 16:00 | 63.0 | 7.44 | 6.95 | 63.0 |
| 6/26/2015 16:00 | 63.5 | 7.43 | 6.96 | 63.5 |
| 6/26/2015 16:00 | 64.0 | 7.41 | 6.99 | 64.0 |
| 6/26/2015 16:00 | 64.5 | 7.40 | 7.02 | 64.5 |
| 6/26/2015 16:00 | 65.0 | 7.38 | 7.03 | 65.0 |
| 6/26/2015 16:00 | 65.5 | 7.38 | 7.01 | 65.5 |
| 6/26/2015 16:00 | 66.0 | 7.37 | 7.00 | 66.0 |
| 6/26/2015 16:00 | 66.5 | 7.36 | 6.99 | 66.5 |
| 6/26/2015 16:00 | 67.0 | 7.36 | 6.98 | 67.0 |
| 6/26/2015 16:00 | 67.5 | 7.36 | 6.96 | 67.5 |
| 6/26/2015 16:00 | 68.0 | 7.36 | 6.94 | 68.0 |
| 6/26/2015 16:00 | 68.5 | 7.37 | 6.90 | 68.5 |
| 6/26/2015 16:00 | 69.0 | 7.38 | 6.86 | 69.0 |

| | | | | |
|---|---|---|---|---|
| 6/26/2015 16:00 | 69.5 | 7.40 | 6.83 | 69.5 |
| 6/26/2015 16:00 | 70.0 | 7.40 | 6.79 | 70.0 |
| 6/26/2015 16:00 | 70.5 | 7.41 | 6.73 | 70.5 |
| 6/26/2015 16:00 | 71.0 | 7.43 | 6.65 | 71.0 |
| 6/26/2015 16:00 | 71.5 | 7.45 | 6.57 | 71.5 |
| 6/26/2015 16:00 | 72.0 | 7.47 | 6.50 | 72.0 |
| 6/26/2015 16:00 | 72.5 | 7.48 | 6.43 | 72.5 |
| 6/26/2015 16:00 | 73.0 | 7.50 | 6.38 | 73.0 |
| 6/26/2015 16:00 | 73.5 | 7.51 | 6.30 | 73.5 |
| 6/26/2015 16:00 | 74.0 | 7.53 | 6.24 | 74.0 |
| 6/26/2015 16:00 | 74.5 | 7.54 | 6.18 | 74.5 |
| 6/26/2015 16:00 | 75.0 | 7.56 | 6.05 | 75.0 |
| 6/26/2015 16:00 | 75.5 | 7.59 | 5.80 | 75.5 |
| 6/26/2015 16:00 | 76.0 | 7.67 | 5.42 | 76.0 |
| 6/26/2015 16:00 | 76.5 | 7.75 | 5.16 | 76.5 |
| 6/26/2015 16:00 | 77.0 | 7.81 | 5.06 | 77.0 |
| 6/26/2015 16:00 | 77.5 | 7.82 | 5.01 | 77.5 |
| 6/26/2015 16:01 | 78.0 | 7.83 | 4.96 | 78.0 |
| 6/26/2015 16:01 | 78.5 | 7.84 | 4.92 | 78.5 |
| 6/26/2015 16:01 | 79.0 | 7.85 | 4.88 | 79.0 |
| 6/26/2015 16:01 | 79.5 | 7.86 | 4.83 | 79.5 |
| 6/26/2015 16:01 | 80.0 | 7.87 | 4.79 | 80.0 |
| 6/26/2015 16:01 | 80.5 | 7.88 | 4.77 | 80.5 |
| 6/26/2015 16:01 | 81.0 | 7.88 | 4.75 | 81.0 |
| 6/26/2015 16:01 | 81.5 | 7.89 | 4.72 | 81.5 |
| 6/26/2015 16:01 | 82.0 | 7.89 | 4.67 | 82.0 |
| 6/26/2015 16:01 | 82.5 | 7.90 | 4.60 | 82.5 |
| 6/26/2015 16:01 | 83.0 | 7.91 | 4.53 | 83.0 |
| 6/26/2015 16:01 | 83.5 | 7.92 | 4.50 | 83.5 |
| 6/26/2015 16:01 | 84.0 | 7.92 | 4.48 | 84.0 |
| 6/26/2015 16:01 | 84.5 | 7.92 | 4.49 | 84.5 |
| 6/26/2015 16:01 | 85.0 | 7.91 | 4.50 | 85.0 |
| 6/26/2015 16:01 | 85.5 | 7.91 | 4.52 | 85.5 |
| 6/26/2015 16:01 | 86.0 | 7.91 | 4.54 | 86.0 |
| 6/26/2015 16:01 | 86.5 | 7.90 | 4.55 | 86.5 |
| 6/26/2015 16:01 | 87.0 | 7.89 | 4.55 | 87.0 |
| 6/26/2015 16:01 | 87.5 | 7.89 | 4.54 | 87.5 |
| 6/26/2015 16:01 | 88.0 | 7.88 | 4.52 | 88.0 |
| 6/26/2015 16:01 | 88.5 | 7.87 | 4.50 | 88.5 |
| 6/26/2015 16:01 | 89.0 | 7.87 | 4.49 | 89.0 |
| 6/26/2015 16:01 | 89.5 | 7.85 | 4.48 | 89.5 |
| 6/26/2015 16:01 | 90.0 | 7.84 | 4.48 | 90.0 |
| 6/26/2015 16:01 | 90.5 | 7.83 | 4.47 | 90.5 |
| 6/26/2015 16:01 | 91.0 | 7.82 | 4.47 | 91.0 |
| 6/26/2015 16:01 | 91.5 | 7.81 | 4.46 | 91.5 |
| 6/26/2015 16:01 | 92.0 | 7.80 | 4.43 | 92.0 |

| | | | | |
|---|---|---|---|---|
| 6/26/2015 16:01 | 92.5 | 7.77 | 4.41 | 92.5 |
| 6/26/2015 16:01 | 93.0 | 7.76 | 4.39 | 93.0 |
| 6/26/2015 16:01 | 93.5 | 7.75 | 4.38 | 93.5 |
| 6/26/2015 16:01 | 94.0 | 7.74 | 4.36 | 94.0 |
| 6/26/2015 16:01 | 94.5 | 7.73 | 4.34 | 94.5 |
| 6/26/2015 16:01 | 95.0 | 7.71 | 4.31 | 95.0 |
| 6/26/2015 16:01 | 95.5 | 7.70 | 4.30 | 95.5 |
| 6/26/2015 16:01 | 96.0 | 7.69 | 4.28 | 96.0 |
| 6/26/2015 16:01 | 96.5 | 7.68 | 4.27 | 96.5 |
| 6/26/2015 16:01 | 97.0 | 7.68 | 4.26 | 97.0 |
| 6/26/2015 16:01 | 97.5 | 7.67 | 4.25 | 97.5 |
| 6/26/2015 16:01 | 98.0 | 7.66 | 4.24 | 98.0 |
| 6/26/2015 16:01 | 98.5 | 7.66 | 4.24 | 98.5 |
| 6/26/2015 16:01 | 99.0 | 7.65 | 4.23 | 99.0 |
| 6/26/2015 16:01 | 99.5 | 7.65 | 4.22 | 99.5 |
| 6/26/2015 16:01 | 100.0 | 7.64 | 4.21 | 100.0 |
| 6/26/2015 16:01 | 100.5 | 7.63 | 4.20 | 100.5 |
| 6/26/2015 16:02 | 101.0 | 7.63 | 4.19 | 101.0 |
| 6/26/2015 16:02 | 101.5 | 7.62 | 4.19 | 101.5 |
| 6/26/2015 16:02 | 102.0 | 7.61 | 4.18 | 102.0 |
| 6/26/2015 16:02 | 102.5 | 7.61 | 4.17 | 102.5 |
| 6/26/2015 16:02 | 103.0 | 7.60 | 4.15 | 103.0 |
| 6/26/2015 16:02 | 103.5 | 7.59 | 4.15 | 103.5 |
| 6/26/2015 16:02 | 104.0 | 7.58 | 4.14 | 104.0 |
| 6/26/2015 16:02 | 104.5 | 7.58 | 4.14 | 104.5 |
| 6/26/2015 16:02 | 105.0 | 7.57 | 4.12 | 105.0 |
| 6/26/2015 16:02 | 105.5 | 7.56 | 4.11 | 105.5 |
| 6/26/2015 16:02 | 106.0 | 7.55 | 4.08 | 106.0 |
| 6/26/2015 16:02 | 106.5 | 7.54 | 4.06 | 106.5 |
| 6/26/2015 16:02 | 107.0 | 7.53 | 4.05 | 107.0 |
| 6/26/2015 16:02 | 107.5 | 7.52 | 4.05 | 107.5 |
| 6/26/2015 16:02 | 108.0 | 7.52 | 4.06 | 108.0 |
| 6/26/2015 16:02 | 108.5 | 7.52 | 4.06 | 108.5 |
| 6/26/2015 16:02 | 109.0 | 7.51 | 4.07 | 109.0 |
| 6/26/2015 16:02 | 109.5 | 7.51 | 4.06 | 109.5 |
| 6/26/2015 16:02 | 110.0 | 7.50 | 4.06 | 110.0 |
| 6/26/2015 16:02 | 110.5 | 7.50 | 4.06 | 110.5 |
| 6/26/2015 16:02 | 111.0 | 7.50 | 4.06 | 111.0 |
| 6/26/2015 16:02 | 111.5 | 7.50 | 4.06 | 111.5 |
| 6/26/2015 16:02 | 112.0 | 7.50 | 4.06 | 112.0 |
| 6/26/2015 16:02 | 112.5 | 7.50 | 4.06 | 112.5 |
| 6/26/2015 16:02 | 113.0 | 7.49 | 4.05 | 113.0 |
| 6/26/2015 16:02 | 113.5 | 7.49 | 4.05 | 113.5 |
| 6/26/2015 16:02 | 114.0 | 7.49 | 4.04 | 114.0 |
| 6/26/2015 16:02 | 114.5 | 7.49 | 4.03 | 114.5 |
| 6/26/2015 16:02 | 115.0 | 7.48 | 4.03 | 115.0 |

| | | | | |
|---|---|---|---|---|
| 6/26/2015 16:02 | 115.5 | 7.48 | 4.02 | 115.5 |
| 6/26/2015 16:02 | 116.0 | 7.48 | 4.04 | 116.0 |
| 6/26/2015 16:02 | 116.5 | 7.48 | 4.06 | 116.5 |
| 6/26/2015 16:02 | 117.0 | 7.47 | 4.07 | 117.0 |
| 6/26/2015 16:02 | 117.5 | 7.47 | 4.09 | 117.5 |
| 6/26/2015 16:02 | 118.0 | 7.46 | 4.10 | 118.0 |
| 6/26/2015 16:02 | 118.5 | 7.46 | 4.08 | 118.5 |
| 6/26/2015 16:02 | 119.0 | 7.45 | 4.07 | 119.0 |
| 6/26/2015 16:02 | 119.5 | 7.45 | 4.08 | 119.5 |
| 6/26/2015 16:02 | 120.0 | 7.45 | 4.08 | 120.0 |
| 6/26/2015 16:02 | 120.5 | 7.45 | 4.08 | 120.5 |
| 6/26/2015 16:02 | 121.0 | 7.45 | 4.07 | 121.0 |
| 6/26/2015 16:03 | 121.5 | 7.45 | 4.06 | 121.5 |
| 6/26/2015 16:03 | 122.0 | 7.45 | 4.05 | 122.0 |
| 6/26/2015 16:03 | 122.5 | 7.45 | 4.04 | 122.5 |
| 6/26/2015 16:03 | 123.0 | 7.45 | 4.03 | 123.0 |
| 6/26/2015 16:03 | 123.5 | 7.45 | 4.01 | 123.5 |
| 6/26/2015 16:03 | 124.0 | 7.45 | 3.99 | 124.0 |
| 6/26/2015 16:03 | 124.5 | 7.46 | 3.98 | 124.5 |
| 6/26/2015 16:03 | 125.0 | 7.46 | 3.98 | 125.0 |
| 6/26/2015 16:03 | 125.5 | 7.46 | 3.99 | 125.5 |
| 6/26/2015 16:03 | 126.0 | 7.46 | 3.98 | 126.0 |
| 6/26/2015 16:03 | 126.5 | 7.45 | 3.99 | 126.5 |
| 6/26/2015 16:03 | 127.0 | 7.46 | 3.99 | 127.0 |
| 6/26/2015 16:03 | 127.5 | 7.46 | 3.98 | 127.5 |

| Date | Depth (m) | T °C | DO mg/L | Depth (m) |
|---|---|---|---|---|
| 8/4/2015 11:28 | 0.5 | 27.15 | 7.56 | 0.5 |
| 8/4/2015 11:28 | 1.0 | 26.72 | 7.63 | 1.0 |
| 8/4/2015 11:28 | 1.5 | 26.65 | 7.61 | 1.5 |
| 8/4/2015 11:28 | 2.0 | 26.61 | 7.61 | 2.0 |
| 8/4/2015 11:28 | 2.5 | 26.56 | 7.63 | 2.5 |
| 8/4/2015 11:28 | 3.0 | 26.52 | 7.65 | 3.0 |
| 8/4/2015 11:28 | 3.5 | 26.47 | 7.66 | 3.5 |
| 8/4/2015 11:28 | 4.0 | 26.44 | 7.67 | 4.0 |
| 8/4/2015 11:28 | 4.5 | 26.43 | 7.65 | 4.5 |
| 8/4/2015 11:28 | 5.0 | 26.41 | 7.63 | 5.0 |
| 8/4/2015 11:28 | 5.5 | 26.38 | 7.62 | 5.5 |
| 8/4/2015 11:28 | 6.0 | 26.29 | 7.63 | 6.0 |
| 8/4/2015 11:28 | 6.5 | 26.17 | 7.60 | 6.5 |
| 8/4/2015 11:28 | 7.0 | 26.01 | 7.55 | 7.0 |
| 8/4/2015 11:28 | 7.5 | 25.82 | 7.51 | 7.5 |
| 8/4/2015 11:28 | 8.0 | 25.61 | 7.47 | 8.0 |
| 8/4/2015 11:28 | 8.5 | 25.29 | 7.41 | 8.5 |
| 8/4/2015 11:28 | 9.0 | 24.86 | 7.38 | 9.0 |
| 8/4/2015 11:28 | 9.5 | 24.36 | 7.34 | 9.5 |
| 8/4/2015 11:28 | 10.0 | 23.88 | 7.21 | 10.0 |
| 8/4/2015 11:28 | 10.5 | 23.38 | 6.96 | 10.5 |
| 8/4/2015 11:28 | 11.0 | 22.84 | 6.75 | 11.0 |
| 8/4/2015 11:28 | 11.5 | 22.19 | 6.63 | 11.5 |
| 8/4/2015 11:28 | 12.0 | 21.79 | 6.56 | 12.0 |
| 8/4/2015 11:28 | 12.5 | 21.54 | 6.47 | 12.5 |
| 8/4/2015 11:28 | 13.0 | 21.30 | 6.40 | 13.0 |
| 8/4/2015 11:28 | 13.5 | 21.03 | 6.27 | 13.5 |
| 8/4/2015 11:28 | 14.0 | 20.86 | 6.07 | 14.0 |
| 8/4/2015 11:28 | 14.5 | 20.69 | 5.96 | 14.5 |
| 8/4/2015 11:28 | 15.0 | 20.51 | 5.90 | 15.0 |
| 8/4/2015 11:28 | 15.5 | 20.35 | 5.83 | 15.5 |
| 8/4/2015 11:28 | 16.0 | 20.22 | 5.66 | 16.0 |
| 8/4/2015 11:28 | 16.5 | 20.10 | 5.62 | 16.5 |
| 8/4/2015 11:28 | 17.0 | 19.93 | 5.67 | 17.0 |
| 8/4/2015 11:29 | 17.5 | 19.78 | 5.72 | 17.5 |
| 8/4/2015 11:29 | 18.0 | 19.63 | 5.75 | 18.0 |
| 8/4/2015 11:29 | 18.5 | 19.52 | 5.72 | 18.5 |
| 8/4/2015 11:29 | 19.0 | 19.45 | 5.69 | 19.0 |
| 8/4/2015 11:29 | 19.5 | 19.33 | 5.63 | 19.5 |
| 8/4/2015 11:29 | 20.0 | 19.20 | 5.53 | 20.0 |
| 8/4/2015 11:29 | 20.5 | 19.08 | 5.45 | 20.5 |
| 8/4/2015 11:29 | 21.0 | 18.93 | 5.41 | 21.0 |
| 8/4/2015 11:29 | 21.5 | 18.77 | 5.40 | 21.5 |
| 8/4/2015 11:29 | 22.0 | 18.60 | 5.39 | 22.0 |
| 8/4/2015 11:29 | 22.5 | 18.46 | 5.39 | 22.5 |

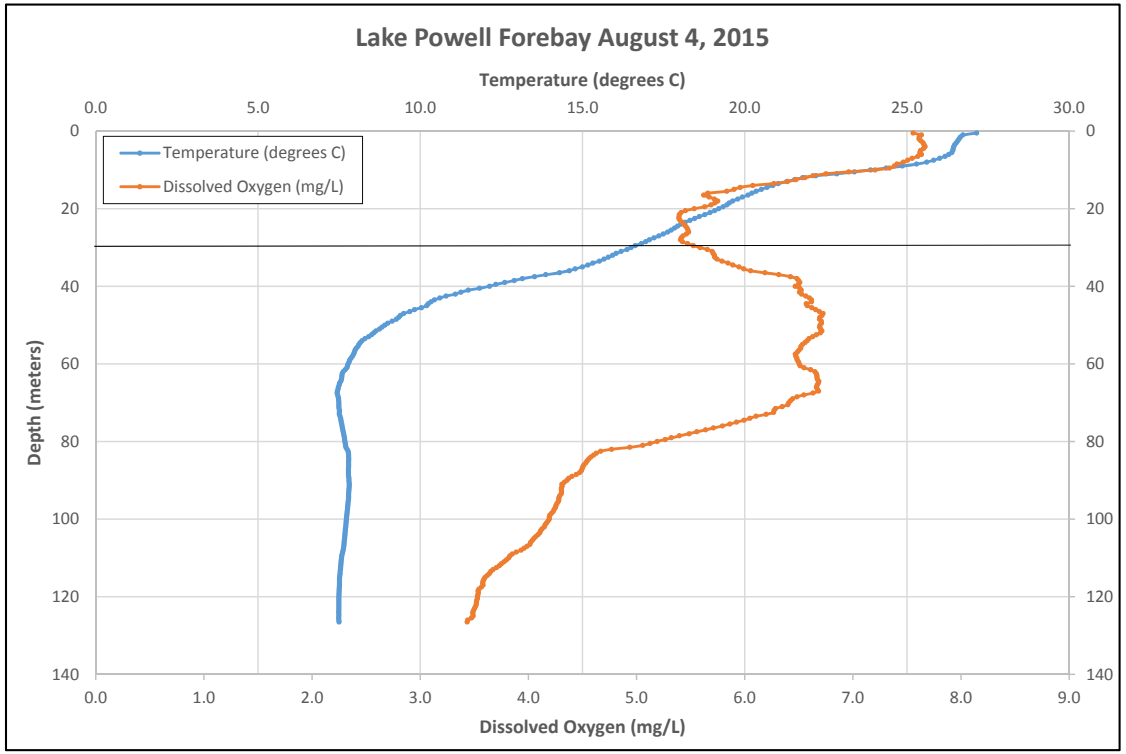


| Depth (m) | DO (mg/L) | Temp. (°C) |
|---|---|---|
| 0 to 30 | 5.4 to 7.7 | 16.5 to 27.2 |

| | | | | |
|---|---|---|---|---|
| 8/4/2015 11:29 | 23.0 | 18.31 | 5.40 | 23.0 |
| 8/4/2015 11:29 | 23.5 | 18.16 | 5.42 | 23.5 |
| 8/4/2015 11:29 | 24.0 | 18.03 | 5.44 | 24.0 |
| 8/4/2015 11:29 | 24.5 | 17.93 | 5.45 | 24.5 |
| 8/4/2015 11:29 | 25.0 | 17.84 | 5.47 | 25.0 |
| 8/4/2015 11:29 | 25.5 | 17.74 | 5.48 | 25.5 |
| 8/4/2015 11:29 | 26.0 | 17.63 | 5.48 | 26.0 |
| 8/4/2015 11:29 | 26.5 | 17.49 | 5.46 | 26.5 |
| 8/4/2015 11:29 | 27.0 | 17.36 | 5.43 | 27.0 |
| 8/4/2015 11:29 | 27.5 | 17.21 | 5.41 | 27.5 |
| 8/4/2015 11:29 | 28.0 | 17.06 | 5.41 | 28.0 |
| 8/4/2015 11:29 | 28.5 | 16.95 | 5.42 | 28.5 |
| 8/4/2015 11:29 | 29.0 | 16.82 | 5.47 | 29.0 |
| 8/4/2015 11:29 | 29.5 | 16.62 | 5.52 | 29.5 |
| 8/4/2015 11:29 | 30.0 | 16.50 | 5.59 | 30.0 |
| 8/4/2015 11:29 | 30.5 | 16.37 | 5.65 | 30.5 |
| 8/4/2015 11:29 | 31.0 | 16.19 | 5.70 | 31.0 |
| 8/4/2015 11:29 | 31.5 | 16.04 | 5.71 | 31.5 |
| 8/4/2015 11:29 | 32.0 | 15.93 | 5.72 | 32.0 |
| 8/4/2015 11:29 | 32.5 | 15.80 | 5.72 | 32.5 |
| 8/4/2015 11:29 | 33.0 | 15.66 | 5.74 | 33.0 |
| 8/4/2015 11:29 | 33.5 | 15.52 | 5.79 | 33.5 |
| 8/4/2015 11:29 | 34.0 | 15.32 | 5.85 | 34.0 |
| 8/4/2015 11:29 | 34.5 | 15.17 | 5.89 | 34.5 |
| 8/4/2015 11:29 | 35.0 | 15.00 | 5.95 | 35.0 |
| 8/4/2015 11:29 | 35.5 | 14.77 | 5.99 | 35.5 |
| 8/4/2015 11:29 | 36.0 | 14.59 | 6.05 | 36.0 |
| 8/4/2015 11:29 | 36.5 | 14.29 | 6.19 | 36.5 |
| 8/4/2015 11:29 | 37.0 | 13.87 | 6.31 | 37.0 |
| 8/4/2015 11:29 | 37.5 | 13.52 | 6.42 | 37.5 |
| 8/4/2015 11:29 | 38.0 | 13.15 | 6.48 | 38.0 |
| 8/4/2015 11:29 | 38.5 | 12.90 | 6.50 | 38.5 |
| 8/4/2015 11:29 | 39.0 | 12.60 | 6.51 | 39.0 |
| 8/4/2015 11:29 | 39.5 | 12.33 | 6.50 | 39.5 |
| 8/4/2015 11:29 | 40.0 | 12.14 | 6.47 | 40.0 |
| 8/4/2015 11:29 | 40.5 | 11.83 | 6.51 | 40.5 |
| 8/4/2015 11:29 | 41.0 | 11.48 | 6.52 | 41.0 |
| 8/4/2015 11:29 | 41.5 | 11.25 | 6.51 | 41.5 |
| 8/4/2015 11:29 | 42.0 | 11.08 | 6.53 | 42.0 |
| 8/4/2015 11:29 | 42.5 | 10.80 | 6.56 | 42.5 |
| 8/4/2015 11:29 | 43.0 | 10.60 | 6.60 | 43.0 |
| 8/4/2015 11:29 | 43.5 | 10.43 | 6.62 | 43.5 |
| 8/4/2015 11:29 | 44.0 | 10.33 | 6.62 | 44.0 |
| 8/4/2015 11:29 | 44.5 | 10.25 | 6.57 | 44.5 |
| 8/4/2015 11:30 | 45.0 | 10.20 | 6.58 | 45.0 |
| 8/4/2015 11:30 | 45.5 | 10.03 | 6.62 | 45.5 |

| | | | | |
|---|---|---|---|---|
| 8/4/2015 11:30 | 46.0 | 9.82 | 6.66 | 46.0 |
| 8/4/2015 11:30 | 46.5 | 9.68 | 6.69 | 46.5 |
| 8/4/2015 11:30 | 47.0 | 9.49 | 6.72 | 47.0 |
| 8/4/2015 11:30 | 47.5 | 9.39 | 6.71 | 47.5 |
| 8/4/2015 11:30 | 48.0 | 9.34 | 6.69 | 48.0 |
| 8/4/2015 11:30 | 48.5 | 9.26 | 6.69 | 48.5 |
| 8/4/2015 11:30 | 49.0 | 9.13 | 6.71 | 49.0 |
| 8/4/2015 11:30 | 49.5 | 8.99 | 6.71 | 49.5 |
| 8/4/2015 11:30 | 50.0 | 8.91 | 6.70 | 50.0 |
| 8/4/2015 11:30 | 50.5 | 8.82 | 6.69 | 50.5 |
| 8/4/2015 11:30 | 51.0 | 8.74 | 6.70 | 51.0 |
| 8/4/2015 11:30 | 51.5 | 8.63 | 6.71 | 51.5 |
| 8/4/2015 11:30 | 52.0 | 8.56 | 6.70 | 52.0 |
| 8/4/2015 11:30 | 52.5 | 8.50 | 6.66 | 52.5 |
| 8/4/2015 11:30 | 53.0 | 8.41 | 6.63 | 53.0 |
| 8/4/2015 11:30 | 53.5 | 8.29 | 6.59 | 53.5 |
| 8/4/2015 11:30 | 54.0 | 8.21 | 6.58 | 54.0 |
| 8/4/2015 11:30 | 54.5 | 8.15 | 6.56 | 54.5 |
| 8/4/2015 11:30 | 55.0 | 8.11 | 6.53 | 55.0 |
| 8/4/2015 11:30 | 55.5 | 8.08 | 6.52 | 55.5 |
| 8/4/2015 11:30 | 56.0 | 8.02 | 6.52 | 56.0 |
| 8/4/2015 11:30 | 56.5 | 7.99 | 6.50 | 56.5 |
| 8/4/2015 11:30 | 57.0 | 7.97 | 6.49 | 57.0 |
| 8/4/2015 11:30 | 57.5 | 7.95 | 6.47 | 57.5 |
| 8/4/2015 11:30 | 58.0 | 7.91 | 6.47 | 58.0 |
| 8/4/2015 11:30 | 58.5 | 7.86 | 6.48 | 58.5 |
| 8/4/2015 11:30 | 59.0 | 7.83 | 6.49 | 59.0 |
| 8/4/2015 11:30 | 59.5 | 7.81 | 6.50 | 59.5 |
| 8/4/2015 11:30 | 60.0 | 7.78 | 6.50 | 60.0 |
| 8/4/2015 11:30 | 60.5 | 7.76 | 6.51 | 60.5 |
| 8/4/2015 11:30 | 61.0 | 7.74 | 6.55 | 61.0 |
| 8/4/2015 11:30 | 61.5 | 7.69 | 6.61 | 61.5 |
| 8/4/2015 11:30 | 62.0 | 7.62 | 6.65 | 62.0 |
| 8/4/2015 11:30 | 62.5 | 7.60 | 6.66 | 62.5 |
| 8/4/2015 11:30 | 63.0 | 7.59 | 6.67 | 63.0 |
| 8/4/2015 11:30 | 63.5 | 7.58 | 6.67 | 63.5 |
| 8/4/2015 11:30 | 64.0 | 7.57 | 6.67 | 64.0 |
| 8/4/2015 11:30 | 64.5 | 7.55 | 6.69 | 64.5 |
| 8/4/2015 11:30 | 65.0 | 7.51 | 6.68 | 65.0 |
| 8/4/2015 11:30 | 65.5 | 7.50 | 6.67 | 65.5 |
| 8/4/2015 11:30 | 66.0 | 7.48 | 6.66 | 66.0 |
| 8/4/2015 11:30 | 66.5 | 7.47 | 6.67 | 66.5 |
| 8/4/2015 11:30 | 67.0 | 7.45 | 6.68 | 67.0 |
| 8/4/2015 11:30 | 67.5 | 7.44 | 6.63 | 67.5 |
| 8/4/2015 11:30 | 68.0 | 7.45 | 6.55 | 68.0 |
| 8/4/2015 11:30 | 68.5 | 7.47 | 6.48 | 68.5 |

| | | | | |
|---|---|---|---|---|
| 8/4/2015 11:30 | 69.0 | 7.48 | 6.44 | 69.0 |
| 8/4/2015 11:30 | 69.5 | 7.49 | 6.42 | 69.5 |
| 8/4/2015 11:30 | 70.0 | 7.49 | 6.41 | 70.0 |
| 8/4/2015 11:31 | 70.5 | 7.49 | 6.40 | 70.5 |
| 8/4/2015 11:31 | 71.0 | 7.49 | 6.35 | 71.0 |
| 8/4/2015 11:31 | 71.5 | 7.50 | 6.28 | 71.5 |
| 8/4/2015 11:31 | 72.0 | 7.51 | 6.27 | 72.0 |
| 8/4/2015 11:31 | 72.5 | 7.51 | 6.27 | 72.5 |
| 8/4/2015 11:31 | 73.0 | 7.51 | 6.20 | 73.0 |
| 8/4/2015 11:31 | 73.5 | 7.52 | 6.10 | 73.5 |
| 8/4/2015 11:31 | 74.0 | 7.55 | 6.05 | 74.0 |
| 8/4/2015 11:31 | 74.5 | 7.56 | 5.99 | 74.5 |
| 8/4/2015 11:31 | 75.0 | 7.57 | 5.92 | 75.0 |
| 8/4/2015 11:31 | 75.5 | 7.58 | 5.86 | 75.5 |
| 8/4/2015 11:31 | 76.0 | 7.59 | 5.79 | 76.0 |
| 8/4/2015 11:31 | 76.5 | 7.60 | 5.71 | 76.5 |
| 8/4/2015 11:31 | 77.0 | 7.61 | 5.64 | 77.0 |
| 8/4/2015 11:31 | 77.5 | 7.63 | 5.56 | 77.5 |
| 8/4/2015 11:31 | 78.0 | 7.64 | 5.49 | 78.0 |
| 8/4/2015 11:31 | 78.5 | 7.65 | 5.40 | 78.5 |
| 8/4/2015 11:31 | 79.0 | 7.66 | 5.32 | 79.0 |
| 8/4/2015 11:31 | 79.5 | 7.67 | 5.26 | 79.5 |
| 8/4/2015 11:31 | 80.0 | 7.68 | 5.19 | 80.0 |
| 8/4/2015 11:31 | 80.5 | 7.69 | 5.12 | 80.5 |
| 8/4/2015 11:31 | 81.0 | 7.70 | 5.06 | 81.0 |
| 8/4/2015 11:31 | 81.5 | 7.71 | 4.94 | 81.5 |
| 8/4/2015 11:31 | 82.0 | 7.74 | 4.77 | 82.0 |
| 8/4/2015 11:31 | 82.5 | 7.78 | 4.67 | 82.5 |
| 8/4/2015 11:31 | 83.0 | 7.79 | 4.63 | 83.0 |
| 8/4/2015 11:31 | 83.5 | 7.79 | 4.60 | 83.5 |
| 8/4/2015 11:31 | 84.0 | 7.79 | 4.58 | 84.0 |
| 8/4/2015 11:31 | 84.5 | 7.80 | 4.56 | 84.5 |
| 8/4/2015 11:31 | 85.0 | 7.79 | 4.54 | 85.0 |
| 8/4/2015 11:31 | 85.5 | 7.79 | 4.53 | 85.5 |
| 8/4/2015 11:31 | 86.0 | 7.79 | 4.51 | 86.0 |
| 8/4/2015 11:31 | 86.5 | 7.79 | 4.50 | 86.5 |
| 8/4/2015 11:31 | 87.0 | 7.79 | 4.50 | 87.0 |
| 8/4/2015 11:31 | 87.5 | 7.79 | 4.49 | 87.5 |
| 8/4/2015 11:31 | 88.0 | 7.79 | 4.47 | 88.0 |
| 8/4/2015 11:31 | 88.5 | 7.79 | 4.44 | 88.5 |
| 8/4/2015 11:31 | 89.0 | 7.79 | 4.40 | 89.0 |
| 8/4/2015 11:31 | 89.5 | 7.80 | 4.37 | 89.5 |
| 8/4/2015 11:31 | 90.0 | 7.80 | 4.36 | 90.0 |
| 8/4/2015 11:31 | 90.5 | 7.81 | 4.33 | 90.5 |
| 8/4/2015 11:31 | 91.0 | 7.81 | 4.31 | 91.0 |
| 8/4/2015 11:31 | 91.5 | 7.81 | 4.31 | 91.5 |

| | | | | |
|---|---|---|---|---|
| 8/4/2015 11:31 | 92.0 | 7.81 | 4.31 | 92.0 |
| 8/4/2015 11:31 | 92.5 | 7.80 | 4.31 | 92.5 |
| 8/4/2015 11:31 | 93.0 | 7.80 | 4.31 | 93.0 |
| 8/4/2015 11:32 | 93.5 | 7.79 | 4.30 | 93.5 |
| 8/4/2015 11:32 | 94.0 | 7.79 | 4.29 | 94.0 |
| 8/4/2015 11:32 | 94.5 | 7.79 | 4.28 | 94.5 |
| 8/4/2015 11:32 | 95.0 | 7.79 | 4.28 | 95.0 |
| 8/4/2015 11:32 | 95.5 | 7.78 | 4.28 | 95.5 |
| 8/4/2015 11:32 | 96.0 | 7.77 | 4.26 | 96.0 |
| 8/4/2015 11:32 | 96.5 | 7.77 | 4.26 | 96.5 |
| 8/4/2015 11:32 | 97.0 | 7.76 | 4.25 | 97.0 |
| 8/4/2015 11:32 | 97.5 | 7.76 | 4.24 | 97.5 |
| 8/4/2015 11:32 | 98.0 | 7.75 | 4.23 | 98.0 |
| 8/4/2015 11:32 | 98.5 | 7.74 | 4.21 | 98.5 |
| 8/4/2015 11:32 | 99.0 | 7.74 | 4.20 | 99.0 |
| 8/4/2015 11:32 | 99.5 | 7.73 | 4.19 | 99.5 |
| 8/4/2015 11:32 | 100.0 | 7.72 | 4.19 | 100.0 |
| 8/4/2015 11:32 | 100.5 | 7.72 | 4.18 | 100.5 |
| 8/4/2015 11:32 | 101.0 | 7.72 | 4.17 | 101.0 |
| 8/4/2015 11:32 | 101.5 | 7.71 | 4.15 | 101.5 |
| 8/4/2015 11:32 | 102.0 | 7.71 | 4.15 | 102.0 |
| 8/4/2015 11:32 | 102.5 | 7.70 | 4.13 | 102.5 |
| 8/4/2015 11:32 | 103.0 | 7.69 | 4.11 | 103.0 |
| 8/4/2015 11:32 | 103.5 | 7.69 | 4.11 | 103.5 |
| 8/4/2015 11:32 | 104.0 | 7.68 | 4.09 | 104.0 |
| 8/4/2015 11:32 | 104.5 | 7.68 | 4.07 | 104.5 |
| 8/4/2015 11:32 | 105.0 | 7.67 | 4.05 | 105.0 |
| 8/4/2015 11:32 | 105.5 | 7.66 | 4.04 | 105.5 |
| 8/4/2015 11:32 | 106.0 | 7.65 | 4.02 | 106.0 |
| 8/4/2015 11:32 | 106.5 | 7.65 | 4.01 | 106.5 |
| 8/4/2015 11:32 | 107.0 | 7.64 | 3.99 | 107.0 |
| 8/4/2015 11:32 | 107.5 | 7.63 | 3.96 | 107.5 |
| 8/4/2015 11:32 | 108.0 | 7.62 | 3.93 | 108.0 |
| 8/4/2015 11:32 | 108.5 | 7.61 | 3.89 | 108.5 |
| 8/4/2015 11:32 | 109.0 | 7.59 | 3.85 | 109.0 |
| 8/4/2015 11:32 | 109.5 | 7.58 | 3.83 | 109.5 |
| 8/4/2015 11:32 | 110.0 | 7.57 | 3.82 | 110.0 |
| 8/4/2015 11:32 | 110.5 | 7.57 | 3.80 | 110.5 |
| 8/4/2015 11:32 | 111.0 | 7.56 | 3.77 | 111.0 |
| 8/4/2015 11:32 | 111.5 | 7.56 | 3.75 | 111.5 |
| 8/4/2015 11:32 | 112.0 | 7.55 | 3.73 | 112.0 |
| 8/4/2015 11:32 | 112.5 | 7.55 | 3.70 | 112.5 |
| 8/4/2015 11:32 | 113.0 | 7.54 | 3.67 | 113.0 |
| 8/4/2015 11:32 | 113.5 | 7.53 | 3.65 | 113.5 |
| 8/4/2015 11:32 | 114.0 | 7.53 | 3.64 | 114.0 |
| 8/4/2015 11:32 | 114.5 | 7.52 | 3.62 | 114.5 |

| | | | | |
|---|---|---|---|---|
| 8/4/2015 11:33 | 115.0 | 7.52 | 3.60 | 115.0 |
| 8/4/2015 11:33 | 115.5 | 7.51 | 3.59 | 115.5 |
| 8/4/2015 11:33 | 116.0 | 7.51 | 3.58 | 116.0 |
| 8/4/2015 11:33 | 116.5 | 7.51 | 3.58 | 116.5 |
| 8/4/2015 11:33 | 117.0 | 7.51 | 3.58 | 117.0 |
| 8/4/2015 11:33 | 117.5 | 7.51 | 3.57 | 117.5 |
| 8/4/2015 11:33 | 118.0 | 7.50 | 3.54 | 118.0 |
| 8/4/2015 11:33 | 118.5 | 7.50 | 3.53 | 118.5 |
| 8/4/2015 11:33 | 119.0 | 7.50 | 3.54 | 119.0 |
| 8/4/2015 11:33 | 119.5 | 7.50 | 3.53 | 119.5 |
| 8/4/2015 11:33 | 120.0 | 7.49 | 3.53 | 120.0 |
| 8/4/2015 11:33 | 120.5 | 7.49 | 3.53 | 120.5 |
| 8/4/2015 11:33 | 121.0 | 7.49 | 3.52 | 121.0 |
| 8/4/2015 11:33 | 121.5 | 7.49 | 3.52 | 121.5 |
| 8/4/2015 11:33 | 122.0 | 7.49 | 3.52 | 122.0 |
| 8/4/2015 11:33 | 122.5 | 7.49 | 3.51 | 122.5 |
| 8/4/2015 11:33 | 123.0 | 7.49 | 3.50 | 123.0 |
| 8/4/2015 11:33 | 123.5 | 7.49 | 3.49 | 123.5 |
| 8/4/2015 11:33 | 124.0 | 7.49 | 3.49 | 124.0 |
| 8/4/2015 11:34 | 124.5 | 7.49 | 3.49 | 124.5 |
| 8/4/2015 11:34 | 125.0 | 7.49 | 3.49 | 125.0 |
| 8/4/2015 11:34 | 125.5 | 7.49 | 3.47 | 125.5 |
| 8/4/2015 11:34 | 126.0 | 7.49 | 3.44 | 126.0 |
| 8/4/2015 11:34 | 126.5 | 7.50 | 3.43 | 126.5 |